

Spares Catalogue

POLLET POOL GROUP

Being close to our pool builder, offering the best products as an independent supply and being fully committed to service? These are the outlines within which Pollet Pool Group works. With a solid base of 9 distribution companies, we support the local markets with a range of high-quality products, technical support, training courses, an online ordering platform, etc. Our historical experience with distribution has been strengthened with the knowledge of 2 of our own manufacturers: Aquadeck and Niveko. Aquadeck is a manufacturer of automated pool covers. Niveko draws the card of 'custom-made monopools'.

The local identity of our PPG companies, our promise to consider the pool builder as our most important partner in every country & the strength of our manufacturers? This is how we make the difference. Pollet Pool Group: Supporting Pool Builders.

www.polletpoolgroup.com

DISTRIBUTION

9 DISTRIBUTION COMPANIES

The most complete range of pool components

PPG BELGIUM PPG GERMANY PPG SPAIN PPG ANGOLA

PPG PORTUGAL GOLDEN COAST pouřaz welldana allforpools.be

MANUFACTURING

2 MANUFACTURERS

Custom Built Monopools
& Pool Covers

niveko AQUADECK®

CONTENTS

1. Flow Fittings - p5
2. Lighting - p13
3. Access - p17
4. Counter Currents - p21
5. Pumps - p29
6. Filters - p63
7. Flowvis - p101
8. Heating - p103
9. Covers - p201
10. Cleaning & Maintenance - p213
11. Watercare - p231
12. Dosing & Chemical Control - p243
13. Pool Management - p265
14. Daisy - p267
15. Spa Accessories - p271
16. Sauna - p281
17. Steam - p303
18. Wellness - p309



the green wave

OUR MISSION AND VISION ON SUSTAINABILITY

With a diverse portfolio of companies operating in the pool business, Pollet Pool Group recognises the vital importance of Environmental, Social, and Governance factors in driving positive change. “The Green Wave” is our ESG statement that reflects our commitment to promoting sustainable practices, enhancing social well-being, and upholding strong governance principles across all aspects of our operations.

We are dedicated to developing and implementing innovative solutions that prioritise water conservation, energy efficiency, and the reduction of our carbon footprint. We recognise the significance of social responsibility in

building strong, inclusive communities. We are committed to fostering a diverse and inclusive workforce, ensuring safe working conditions, and supporting the well-being of our employees, customers, and the communities we serve.

“The Green Wave” encapsulates our unwavering dedication to ESG principles and guides our actions as we navigate the challenges and opportunities ahead. Together, we can ride the green wave towards a sustainable and prosperous future.



PLANET

REDUCING GREENHOUSE GAS EMISSIONS

We are committed to actively reducing our CO2 footprint as part of our environmental sustainability efforts.

REDUCING WATER CONSUMPTION

Our primary focus will be the reduction of our overall water usage. We commit to this objective by monitoring water usage through water scans and implementing strategic water conservation.



PEOPLE

SAFETY CULTURE

Pollet Pool Group, together with all sister companies, places utmost importance on ensuring the safety and overall well-being of its XPRTS.

GROWING AS AN XPRT

Pollet Pool Groups XPRT family culture is also about being able to grow, learn and feel part of the family. We want to nurture our XPRTS and their personal development through external and on the job training.



PRODUCT

SUSTAINABLE PRODUCT DEVELOPMENT

We integrate ESG parameters into product development, considering market potential, fit, and cost competitiveness. Our focus is on selecting impactful technologies, especially in energy and water efficiency.

ESTABLISHING SUSTAINABLE VALUE CHAIN

Building long-term relationships across the entire supply chain is crucial. We commit to formulating a code of conduct for suppliers based on EU sustainability regulations.

Discover our complete ESG program on greenwave.polletgroup.com

Get SOCIAL

We have a number of ways you can follow us to get our latest news and information on products, offers, industry events and innovations. We also have a YouTube channel with over 90 videos in the 'Andy's Answers' series featuring demonstrations and technical walk-throughs on a wide range of the products we supply.

You can connect with us on:



Facebook



Twitter



Instagram



LinkedIn



YouTube

Contact DETAILS



Golden Coast:	01271 378 100
Tylö:	01271 371 676
Technical:	01271 349 211
Accounts:	01271 349 221
Purchasing:	01271 349 222



Sales Enquiries /
Sales Orders: swimmer@goldenc.com




Golden Coast:	goldenc.com
Tylö:	tyloline.co.uk
WetLeisure:	wetleisure.com



We are located in Barnstaple, Devon - just off the A39 and around 45 minutes from junction 27 on the M5. Postcode is EX31 3UA.


You can find us in Barnstaple via

 **WHAT3WORDS** using
///confident.brilliant.season
or scan the QR code.



Barnstaple

You can find us in Newbury via

 **WHAT3WORDS** using
///wings.call.trades
or scan the QR code.




Newbury

01

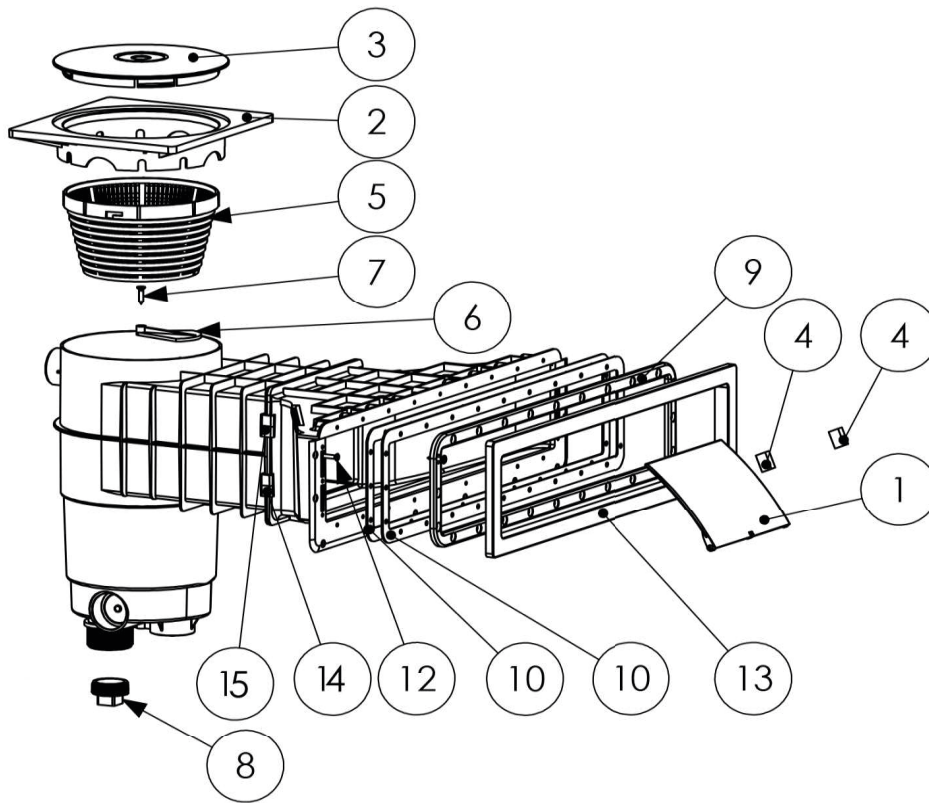
FLOW FITTINGS

WELTICO DESIGN A800



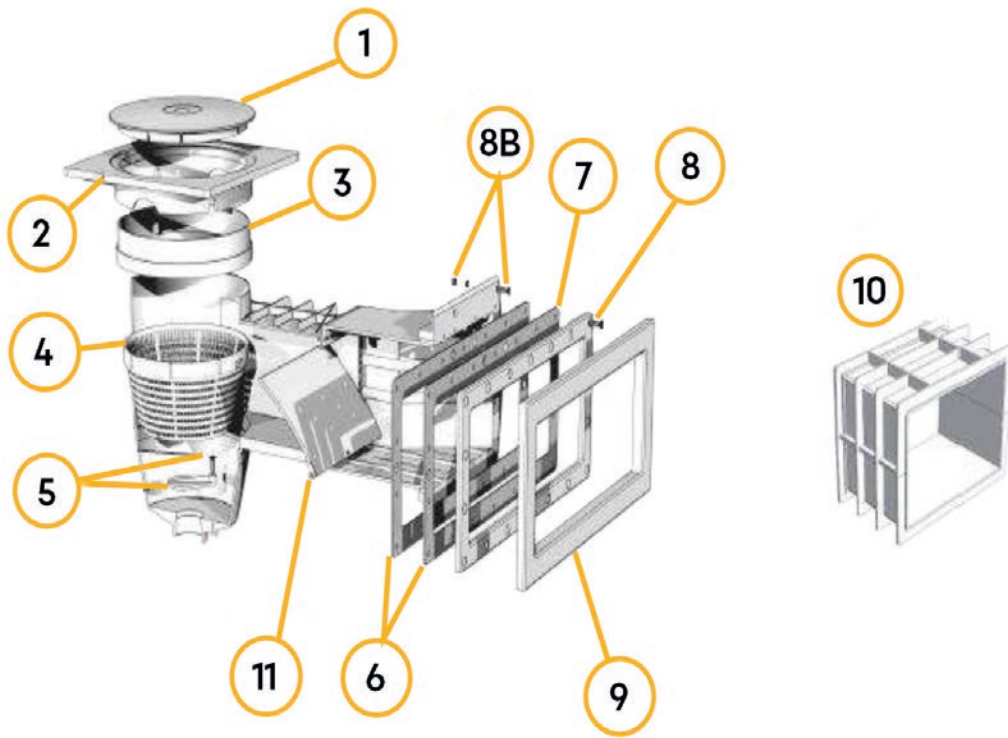
N°	GC CODE	REF	DESCRIPTION	QTY
1	3007150103	62513	Basket	1
2	3007150093	62422	Cover for adjusting collar	1
3	3007150113	80222	Adjusting square collar	1
4	3007150195	62461	Barrier stop for skimmer	1
4A	3007150146	62341	Skimmer flap	1
4A	3007150179	62341*	Skimmer flap Weltico Colored (available in Anthracite, Grey, Sand and Blue)	1
6	3007150115	64129	Gasket A800	1
7	3007150183	64128	Face Plate A800	1
7	3007150183	64128A	Face Plate A800 Anthracite	1
7	3007150183	64128G	Face Plate A800 Grey	1
7	3007150183	64128S	Face Plate A800 Sand	1
7	3007150183	64128B	Face Plate A800 Blue	1
8	3007150117	64140	Screws set for face place A800	1
8B	3007150118	64141	Screws set for panel A800	1
9	3007150084	60392	Square head plug 1 1/2"	1
	On demand	64232	Liner Kit A800 (part 6-7-8)	1
A800 Inox				
	3007150119	64143	Face place A800 INOX	1
	3007150115	64129	Gasket A800	1
	3007150120	64144	Cover plate A800 INOX	1
	3007150121	64145	Screws set for face place A800 INOX	1
	3007150122	64146	Screws set to assemble mouth and skimmer body	1

WELTICO DESIGN A600



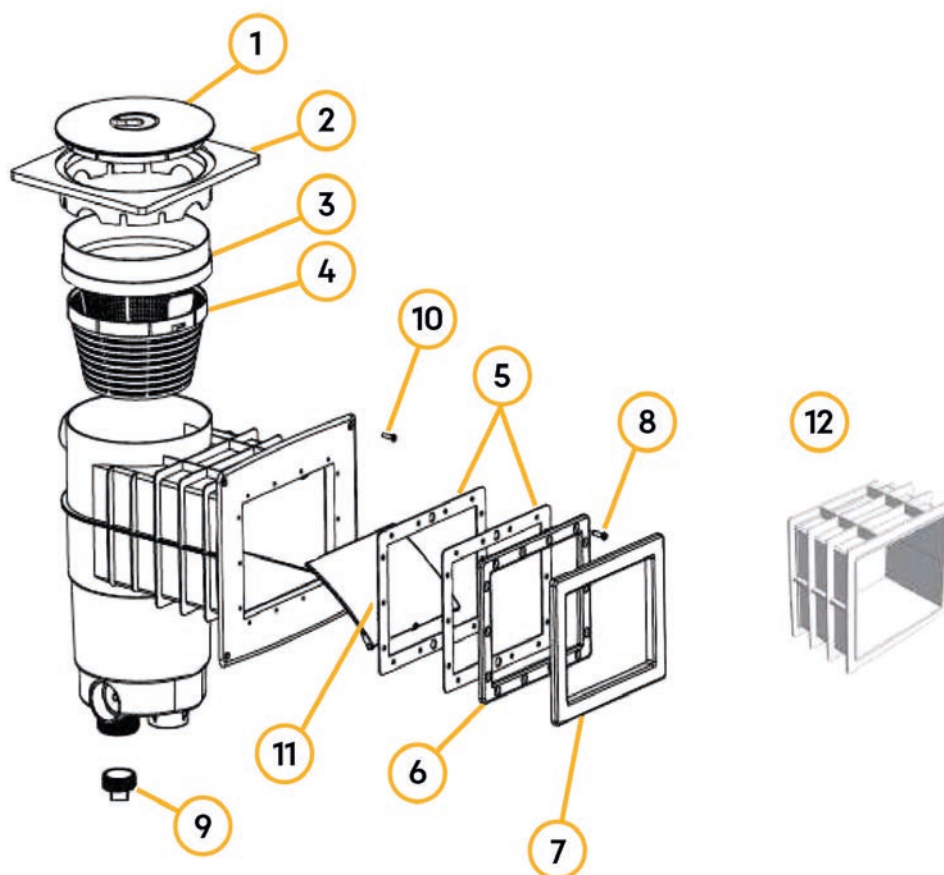
N°	GC CODE	REF	DESCRIPTION	QTY
1	3007150146	62341	Skimmer flap	1
1	3007150179	62341*	Skimmer flap Weltico Colored (available in Anthracite, Grey, Sand and Blue)	1
2	3007150113	80222	Adjusting square collar	1
3	3007150093	62422	Cover for adjusting collar	1
4	3007150195	62461	Barrier stop for skimmer	1
5	3007150103	62513	Basket	1
7	on demand	60469	Inox screw 12x25.4	1
8	3007150084	60392	Square head plug 1½"	1
9	on demand	64327	Counter flange A600	1
10	3007150197	64329	Gasket A600	1
11	3007150117	64140	Screws set for face plate	1
12	3007150118	64141	Screws set for panel	1
13	3007150162	64328D	A600 DESIGN cover plate	1
13	3007150166	64328DI	A600 DESIGN cover plate inox	1
13	3007150167	64328DG	A600 DESIGN cover plate grey	1
13	3007150168	64328DA	A600 DESIGN cover plate anthracite	1
13	3007150169	64328DS	A600 DESIGN cover plate sand	1
13	3007150170	64328DB	A600 DESIGN cover plate blue	1
14	3007150184	64130	Bag of 4 clips for skimmer mouth	1
15	on demand	64139	Clip for skimmer mouth	4

WELTICO DESIGN A400



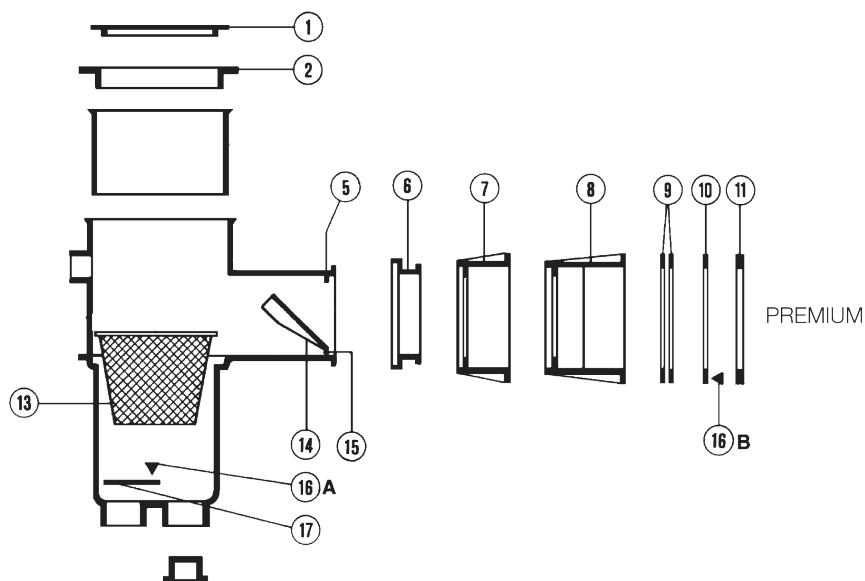
N°	GC CODE	REF	DESCRIPTION	QTY
1	3007150093	80176	Cover for adjusting collar	1
2	3007150113	80222	Adjusting square collar	1
3	3007150112	60851	Extension collar 48 mm	1
4	3007150103	62513	Basket	1
5	on demand	60284	Shutter	1
7	3007150091	80180	Face plate A400 classic	1
8	3007150105	60655	Face plate screw set A400	1
8B	3007150107	62422	Screws set for pannel A400	1
9	3007150089	80545	Cover plate A400 Classic	1
9	3007150165	80545A	Cover plate A400 Classic Anthracite	1
9	3007150165	80545G	Cover plate A400 Classic Grey	1
9	3007150165	80545S	Cover plate A400 Classic Sand	1
9	3007150165	80545B	Cover plate A400 Classic Blue	1
10	3007150110	62093	Extension 132mm 200x150 socket	1
11	3007150146	62341	Skimmer flap	1
11	3007150179	62341*	Skimmer flap Weltico Colored (available in Anthracite, Grey, Sand and Blue)	1

WELTICO DESIGN A200



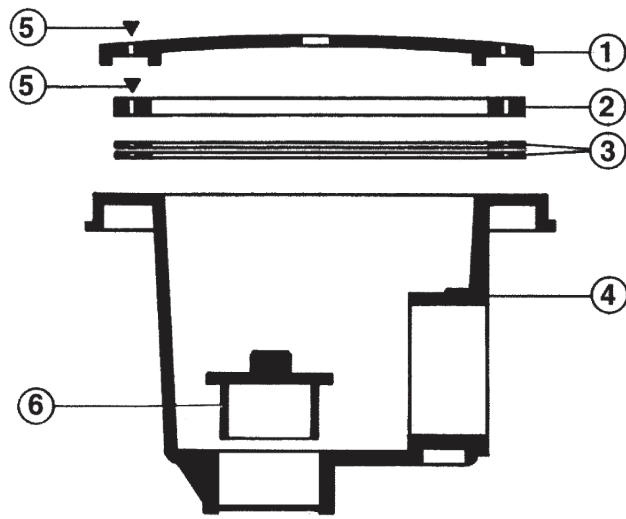
N°	GC CODE	REF	DESCRIPTION	QTY
1	3007150093	80176	Cover for adjusting collar	1
2	3007150113	80222	Adjusting square collar	1
3	3007150112	60851	Extension collar 48 mm	1
4	3007150103	62513	Basket	1
6	3007150090	80225	Face plate A200 classic	1
7	3007150087	80546	Cover plate Classic A200	1
8	3007150104	60658	Face plate screw set A200	1
9	3007150084	60392	Square head plug 1 1/2"	1
10	3007150106	62511	Screw set for pannel A200	1
11	3007150146	62341	Skimmer flap	1
11	3007150179	62341*	Skimmer flap Weltico Colored (available in Anthracite, Grey, Sand and Blue)	1
12	3007150110	62093	Extension 132 mm 200x150 socket	1

RANGE A&B: HAYWARD SKIMMER 3111 & 3119



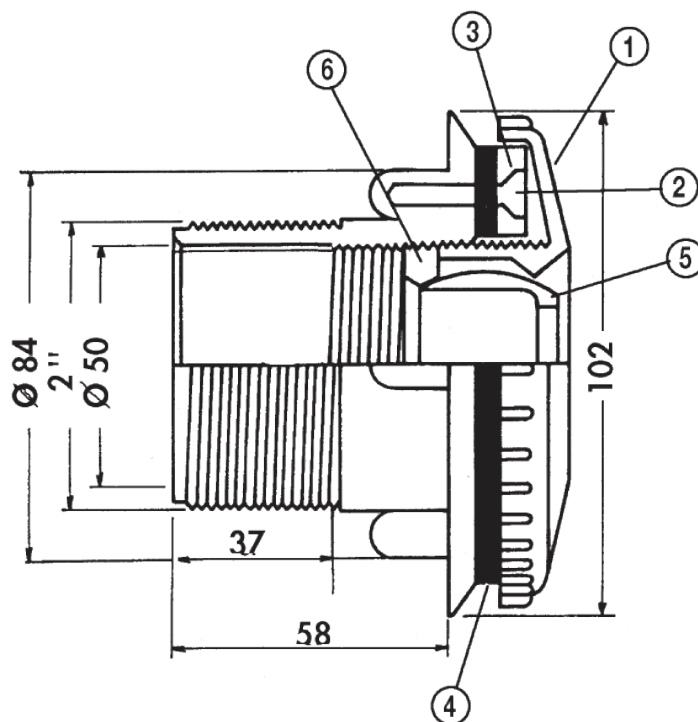
N°	GC CODE	REF	DESCRIPTION	QTY
1	3007140051	SKX9411HD	Lid White	1
1	3007140109	PACKSKIMDGR	Skimmer Lid & Lid Frame Dark Grey	1
1	3007140109	PACKSKIMLG	Skimmer Lid & Lid Frame Grey	1
1	3007140109	PACKSKIMSA	Skimmer Lid & Lid Frame Sand	1
2	3007140052	SKX9752	Adjusting collar	1
5	3007140053	SKX20000	Paddle stop	1
6	3007140054	SKX16001BE	Extension Concrete	1
6	1037031055	SKX16001VE	Extension Vinyl	1
6	3007140056	SKX16001PM	Extension Thin Wall	1
7	3007140057	SKX15014V	Small track Liner	1
8	3007140058	SKX15019	Wide track Liner	1
8	3007140059	SKX15018	Wide track Concrete	1
9	3007140060	SKX10112	Small track gasket	2
9	3007140061	SKX15016	Wide track gasket	2
10	3007140062	SKX9753	Small track face plate	1
10	3007140063	SKX15015	Wide track face plate	1
11	3007140064	SKX3101	Small track cover plate White	1
11	3007140111	SKX3101DGR	Small track cover plate Dark Grey	1
11	3007140111	SKX3101LG	Small track cover plate Grey	1
11	3007140111	SKX3101SA	Small track cover plate Sand	1
11	3007140065	SKX3102	Wide track cover plate White	1
11	3007140112	SKX3102DGR	Wide track cover plate Dark Grey	1
11	3007140112	SKX3102LG	Wide track cover plate Grey	1
11	3007140112	SKX3102SA	Wide track cover plate Sand	1
13	3007140050	SKX16000C	Basket	1
14	3007140066	SKX6598	Weir White	1
14	3007140113	SKX6598DGR	Weir Dark Grey	1
14	3007140113	SKX6598LG	Weir Grey	1
14	3007140113	SKX6598SA	Weir Sand	1
15	3007140067	SKX20001N	Axis	1
16A	3007140068	VTCLX1019	Screw	1
16B	3007140069	SKXVS	Screw set	1
17	3007140070	SKX9907	Valve	1
	6237032015	3195	Extension collar for Hayward skimmer SP1 080	1

RANGE A&B: HAYWARD MAIN DRAINS



N°	GC CODE	REF	DESCRIPTION	QTY
1	3007140071	PDFX9958	Cover White	1
1	3007140114	PDFX9958DGR	Cover Dark Grey	1
1	3007140114	PDFX9958LG	Cover Grey	1
1	3007140114	PDFX9958SA	Cover Sand	1
2	3007140072	PDFX9959	Flange	1
3	3007140073	PDFX20050	Self-adhesive gasket	1
5	3007140074	PDFXVS	Screw set for 3253	2
6	3007130642	3391	1½" plug	1

RANGE A&B: HAYWARD RETURN FITTING



SPARE PARTS 3007140045 (3310)

N°	GC CODE	REF	DESCRIPTION	QTY
1	3007140075	ORAX9543E	Union cover nut	1
*	3007140076	ORNX4247	Flat back side nut	1
*	3007140077	ORNX9148	Gasket for flat back side nut	1
2	3007140078	ORNX15017	Eye ball	1

SPARE PARTS 3007140024 (3315), 3007140025, 3007140046, 3007140154 (3312/3344)

N°	GC CODE	REF	DESCRIPTION	QTY
1	3007140079	ORNX15010	Cover White	1
1	3007140115	ORNX15010DGR	Cover Dark Grey	1
1	3007140115	ORNX15010LG	Cover Grey	1
1	3007140115	ORNX15010SA	Cover Sand	1
2	3007140080	ORNXVS	Screw set for vinyl model	1
3	3007140081	ORNX15008	Flange	1
4	3007140082	ORNX15013	Self-adhesive gasket	1
5	3007140078	ORNX15017	Eye ball White	1
5	3007140116	ORNX15017DGR	Eye ball Dark Grey	1
5	3007140116	ORNX15017LG	Eye ball Grey	1
5	3007140116	ORNX15017SA	Eye ball Sand	1
6	3007140085	ORNX15009	Eye ball stop	1

02

LIGHTING



EVA

EVA SUBAQUA

N°	GC CODE	REF	DESCRIPTION	QTY
	6225059425		LED light 25W with 30m cable warm white (excluding driver & PSU)	
	6225059430		LED light 25W with 30m cable clear white (excluding driver & PSU)	
	6225059435		LED light 25W with 30m cable mediterranean blue (excluding driver & PSU)	
	6225059440		RGBW LED light 25W with 30m cable warm white (excluding driver & PSU)	
	6225059445		RGBW LED light 25W with 30m cable clear white (excluding driver & PSU)	
	6225064068		25W mono PSU (power supply in IP66 housing)	
	6225064071		25W RGBW PSU (power supply in IP66 housing)	

EVA SUBAQUA XS

N°	GC CODE	REF	DESCRIPTION	QTY
	6225059091		LED light flat 10W with 30m cable warm white (excluding driver & PSU)	
	6225059093		LED light flat 10W with 30m cable clear white (excluding driver & PSU)	
	6225059095		LED light flat 10W with 30m cable mediterranean (excluding driver & PSU)	
	6225059097		RGBW LED light flat 10W with 30m cable multicolour/warm white (excluding driver & PSU)	
	6225059099		RGBW LED light flat 10W with 30m cable multicolour/clear white (excluding driver & PSU)	
	6225059063		LED light warm white with 30m cable (excluding driver & PSU)	
	6225059066		LED light clear white with 30m cable (excluding driver & PSU)	
	6225059069		LED light mediterranean with 30m cable (excluding driver & PSU)	
	6225059083		RGBW LED light warm white with 30m cable (excluding driver & PSU)	
	6225059086		RGBW LED light clear white with 30m cable (excluding driver & PSU)	
	6225062060		Mono lights including IP66 housing	
	6225062065		GBW lights including IP66 housing	
	6225064060		Mono power supply	
	6225064065		RGBW power supply	

EVA OPTIC LIGHTING

RX ECO

N°	GC CODE	REF	DESCRIPTION	QTY
	6225059070		6500K LED light with 10m cable (excluding driver & PSU)	
	6225059075		6500K LED light with 30m cable (excluding driver & PSU)	
	6225059080		3000K LED light with 10m cable (excluding driver & PSU)	
	6225059085		3000K LED light with 30m cable (excluding driver & PSU)	
	6225059090		Ocean Blue LED light with 10m cable (excluding driver & PSU)	
	6225059095		Ocean Blue LED light with 30m cable (excluding driver & PSU)	
	6225062040		PSU for lights including IP66 housing	
	6225064040		MONO PSU (E) driver 700mA including ATS	

RX SMART

N°	GC CODE	REF	DESCRIPTION	QTY
	6225059120		RGBW 6500K LED light with 10m cable (excluding driver & PSU)	
	6225059125		RGBW 6500K LED light with 30m cable (excluding driver & PSU)	
	6225059130		RGBWW 3000K LED light with 10m cable (excluding driver & PSU)	
	6225059135		RGBWW 3000K LED light with 30m cable (excluding driver & PSU)	
	6225062045		PSU for RGBW lights including IP66 housing	

A6

N°	GC CODE	REF	DESCRIPTION	QTY
	6225059230		6500K LED light with 10m cable (excluding driver & PSU)	
	6225059235		6500K LED light with 30m cable (excluding driver & PSU)	
	6225059240		2700K LED light with 10m cable (excluding driver & PSU)	
	6225059245		2700K LED light with 30m cable (excluding driver & PSU)	
	6225062100		PSU for MONO lights including IP66 housing	
	6225062105		PSU for RGBW lights including IP66 housing	
	6225064100		MONO PSU (E) driver 1400mA including ATS	

A12

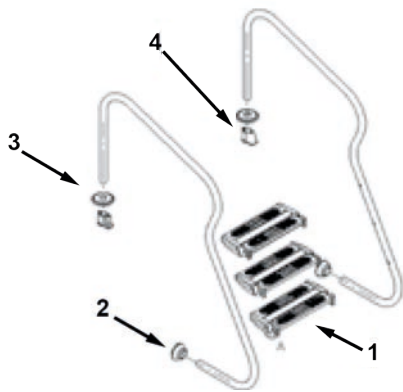
N°	GC CODE	REF	DESCRIPTION	QTY
	6225059180		2700K LED light with 10m cable (excluding driver & PSU)	
	6225059185		2700K LED light with 30m cable (excluding driver & PSU)	
	6225059190		6500K LED light with 10m cable (excluding driver & PSU)	
	6225059195		6500K LED light with 30m cable (excluding driver & PSU)	
	6225062070		PSU for MONO lights including IP66 housing	
	6225062075		PSU for RGBW lights including IP66 housing	
	6225064040		MONO PSU (E) driver 700mA Including ATS	

03

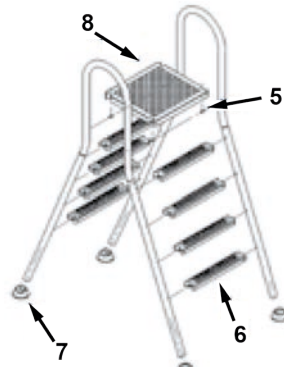
ACCESS

LADDERS FLEXINOX

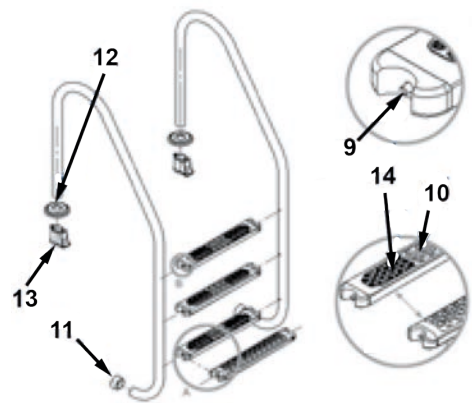
EASY ACCESS LADDER



ABOVE GROUND LADDER

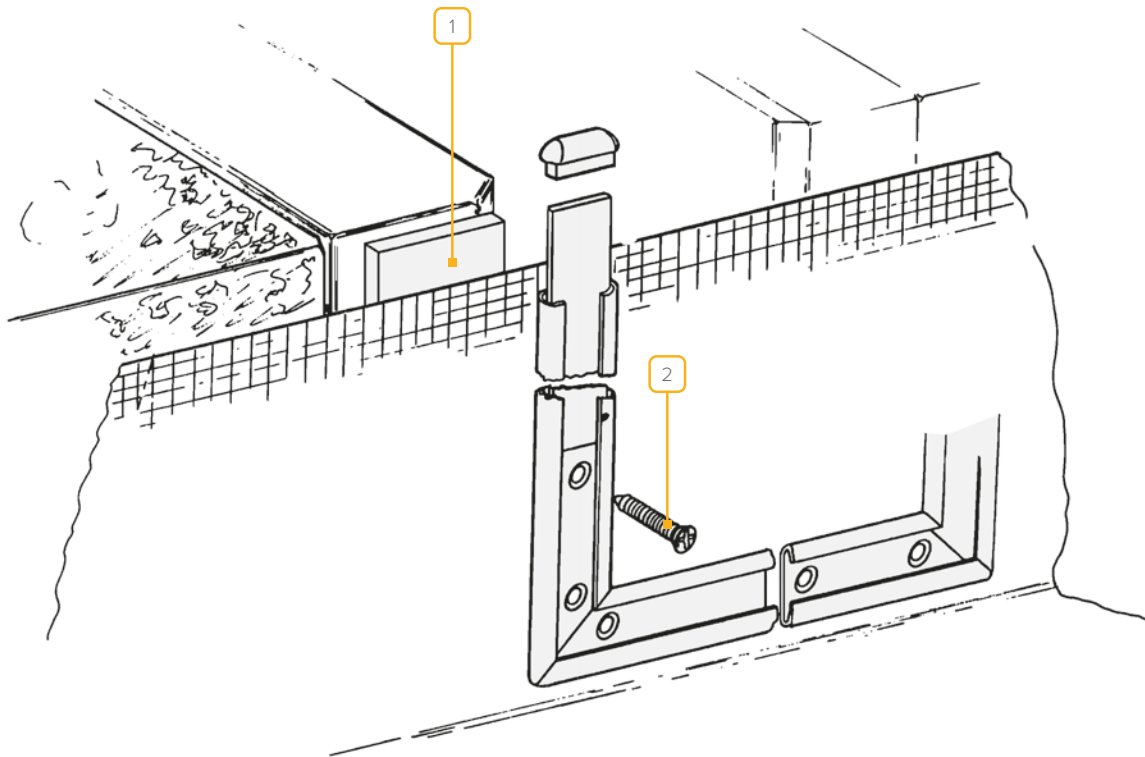


STANDARD LADDER



N°	GC CODE	REF	DESCRIPTION	QTY
1	3059021334	87101601	Safety double tread 43 mm	1
N/A	6286080882	87100252	Screws for treads	1
2	6286080886	87100889	Articulated rubber bumper	1
3	6286080890	87100103	Escutcheon	1
4	6286080888	87100335	Anchor socket	1
5	3059016094	87100251	Screws for treads	1
6	3059020002	87100137	Tread	1
7	6286080886	87100889	Articulated rubber bumper	1
8	3059010009	87100194	Platform	1
9	6286080882	87100252	Screws for treads	1
10	3059024518	87100897	Non-Slip Tread AISI 316	1
11	6286080884	87100236	Rubber bumper	1
12	6286080890	87100103	Escutcheon	1
13	6286080888	87100335	Anchor socket	1
14	3059025124	87100110	Anti-slip pad	1

FIBREGLASS STEP UNIT



N°	GC CODE	REF	DESCRIPTION	QTY
1	6021092922		Roman end gasket (for 8' & 10') 6 m roll (3" wide)	
N/A	6021092960		Bolt cover plugs	
N/A	6081092936		Clamp and cover, undrilled (2 required per 10' roman end)	
2	6081092950		Screw set (pack of 75)	

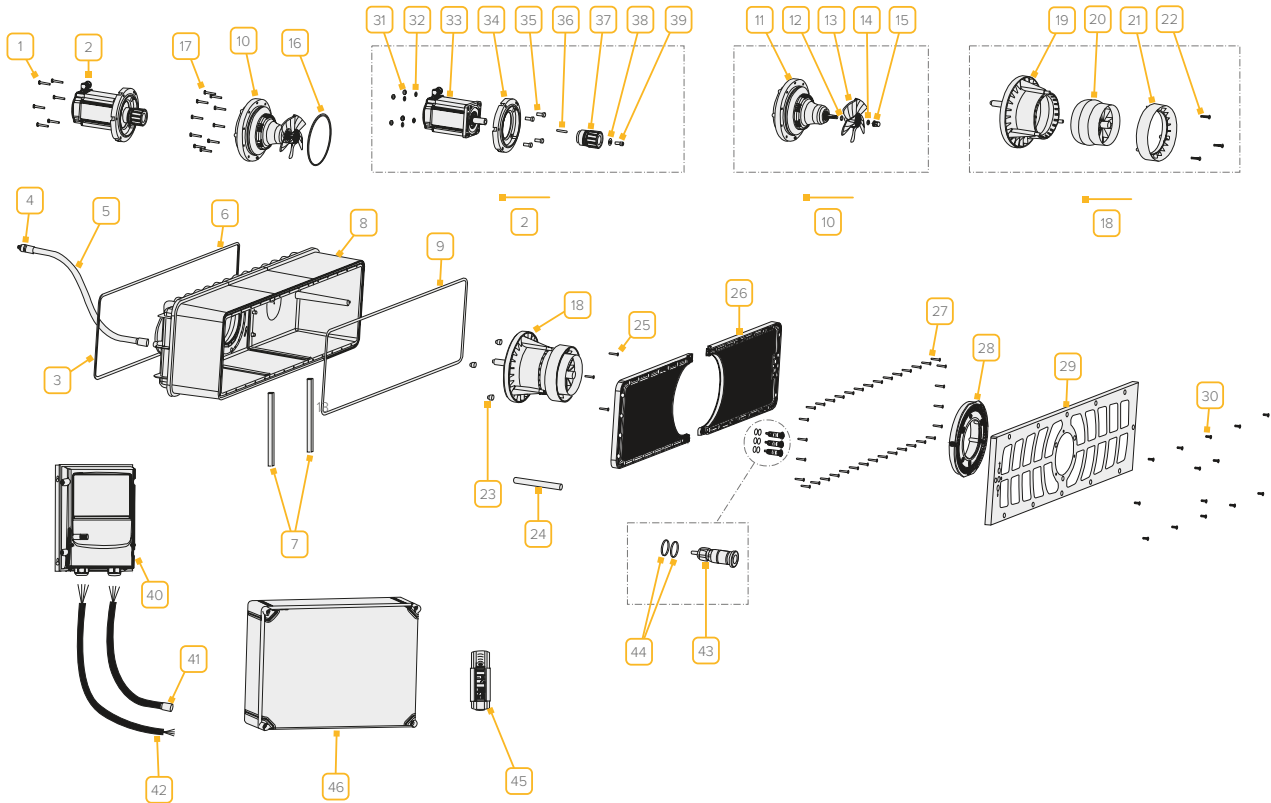
04

COUNTER
CURRENT

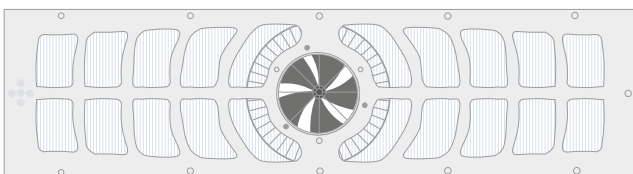


SPECK BADUJET TURBO PRO COUNTER CURRENT UNIT

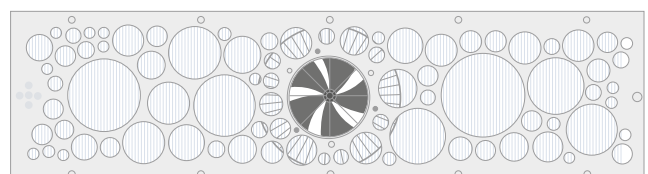
4 COUNTER CURRENT



N°	GC CODE	REF	DESCRIPTION	QTY
3, 4, 5	6282071510		Cable protection hose, gland and O-ring	
6	6282071605		Sealing cord 3,8m	
9	6282071606		Installation housing foam rubber seal	
10	6282071633		Propeller wheel unit, complete	
16	6282071639		O-ring 212 x 7mm	
17	6282071642		Propeller wheel unit screw 7 x 48.4 mm A2 (10 required)	
18	6282071645		Suction nozzle complete	
23	6282071650		Adapter set	
24	6282071657		Ball nozzle adjustment tool	
26	6282071662		Suction panel complete	
27	6282072643		Suction panel screw 6 x 40mm A4 (36 required)	
28	6282071664		Round cover panel	
29	6282071695		Front plate - design 1	
29	6282071696		Front plate - design 2	
30	6282072668		Screw 6 x 22mm A4 (15 required for front plate)	
43	6282071674		Piezo button "On" with 10m cable	
44	6282071678		Piezo button O-ring	
45	6282072803		Wireless control II receiver 2CH (in switch box)	
45	6282072804		Wireless control II sender	

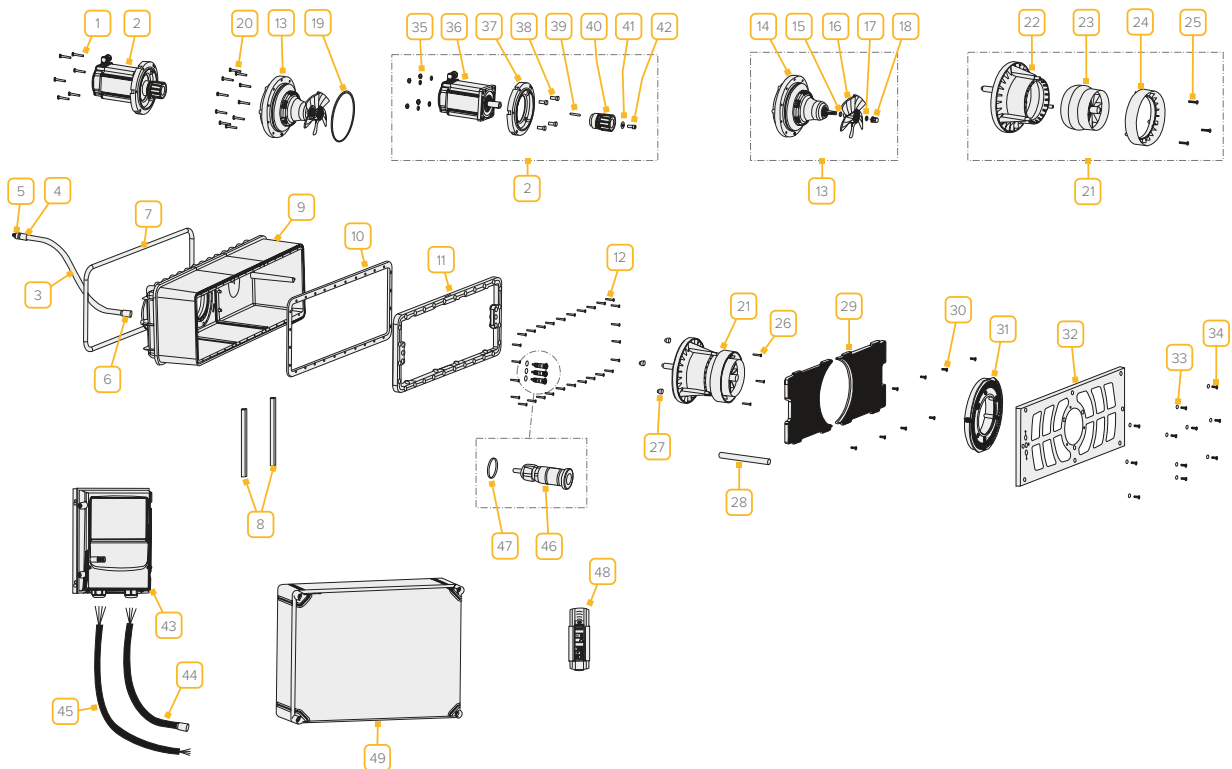


Faceplate - design 1

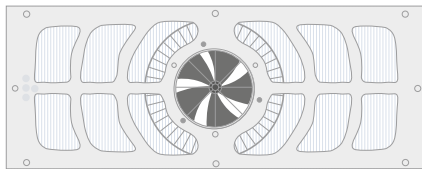


Faceplate - design 2

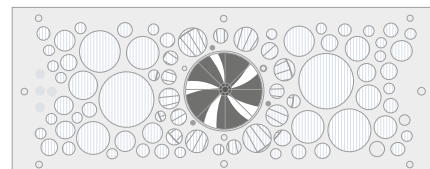
SPECK BADUJET TURBO COUNTER CURRENT UNIT



N°	GC CODE	REF	DESCRIPTION	QTY
3, 4, 5	6282071510		Cable protection hose, gland and O-ring	
7	6282071605		Sealing cord 3.8m	
10	6282071615		Installation housing foam rubber seal	
11	6282071620		Clamping ring	
12	6282072643		Screw 6 x 40 mm A4 for clamping ring (28 required)	
13	6282071633		Propeller wheel unit, complete	
19	6282071639		O-ring 212 x 7 mm	
20	6282071642		Propeller wheel unit screw 7 x 48.4 mm A2 (10 required)	
21	6282071645		Suction nozzle complete	
25	6282072643		Screw 6 x 40 mm A4 for inlet nozzle (3 required)	
26	6282072643		Screw 6 x 40 mm A4 for nozzle unit (3 required)	
27	6282071650		Adapter set	
28	6282071657		Ball nozzle adjustment tool	
29	6282071660		Suction grating	
30	6282072668		Screw 6 x 22 mm A4 for suction grating (8 required)	
31	6282071664		Cover panel	
32	6282071666		Front plate - design 1	
32	6282071668		Front plate - design 2	
33	6282071670		Face plate washer M6 (11 required)	
34	6282072668		Screw 6 x 22 mm A4 for face plate (11 required)	
46	6282071674		Piezo button "On" with 10 m cable	
47	6282071678		Piezo button O-ring	
48	6282072803		Wireless control II receiver 2CH (in switch box)	
48	6282072804		Wireless control II sender	

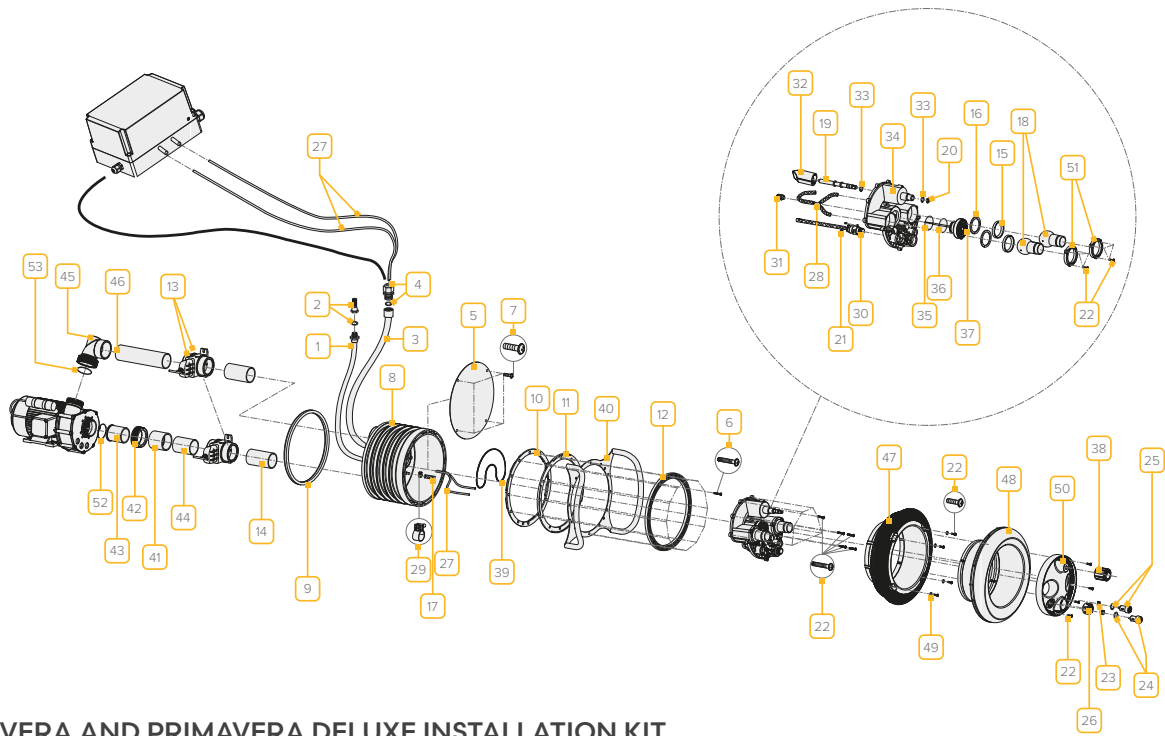


Faceplate - design 1



Faceplate - design 2

SPECK BADUJET PRIMAVERA COUNTER CURRENT UNIT



PRIMAVERA AND PRIMAVERA DELUXE INSTALLATION KIT

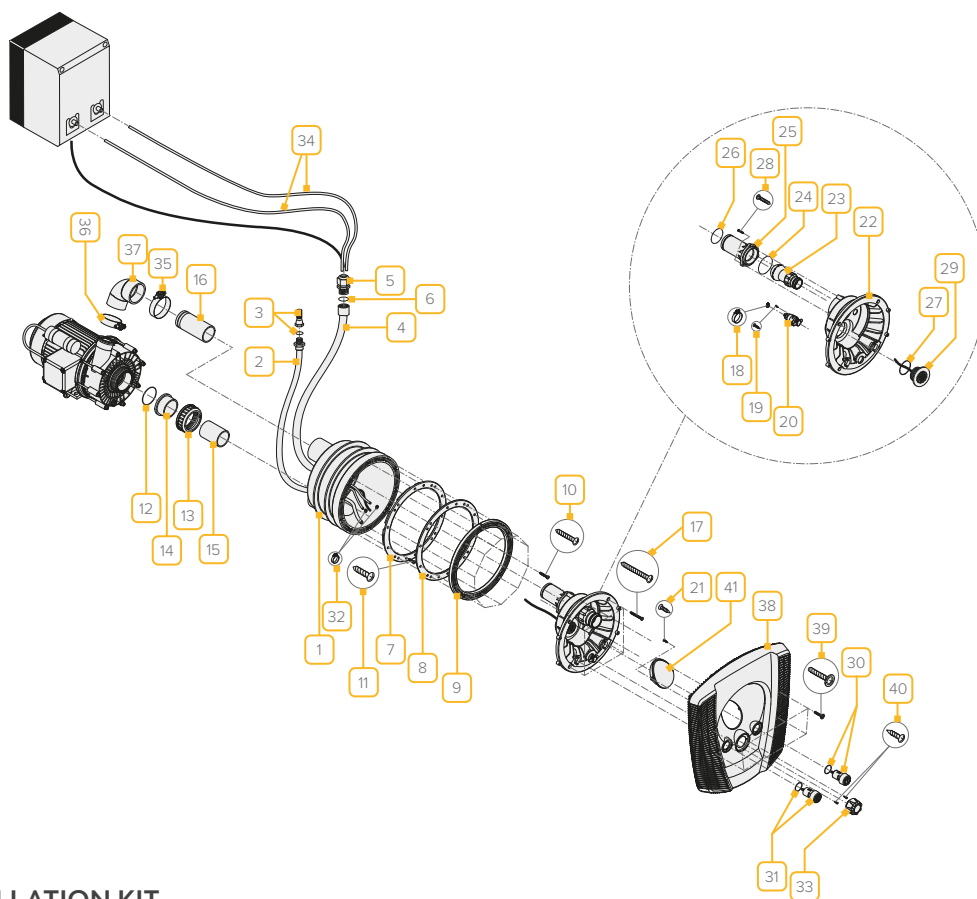
N°	GC CODE	REF	DESCRIPTION	QTY
1,2	6282071505		Air hose complete with O-ring & valve	
3, 4	6282071510		Cable protection hose with cable gland & O-ring	
5	6282072030		Plastic protective cover (ø = 380 mm)	
6	6282072643		A2 screw 6 x 40 mm	
8	6282072701		Jet housing, assembled	
9	6282071605		Cord seal	
10	6282072708		Gasket with knobs (ø = 380 mm)	
11	6282072711		Gasket for clamping ring	
12	6282072715		Clamping ring	
13	6282072716		Valve with 2 x glue sockets 75mm	
14	6282072718		PVC pipe 75 x 3.6 x 110 mm	

PRIMAVERA AND PRIMAVERA DELUXE COMPLETION KIT

N°	GC CODE	REF	DESCRIPTION	QTY
15	6282070056		Retainer ring	
16	6282070057		Spacer ring 60 x 73.5 x 6.2mm	
17	6282072007		Clear PVC hose, reinforced 8 x 2 mm	
18	6282072054		Primavera nozzle 40mm	
19	6282072064		Regulator spindle	
20	6282072067		Circlip	
21	6282072651		A4 oval head screw 2.9 x 9.5 mm	
22	6282072668		A4 screw 6 x 22 mm	
23, 25	6282072678		Primavera pneumatic button with O-ring & tube clamp: "unit on/off"	
23, 24	6282072679		Primavera pneumatic button with O-ring & tube clamp: "light on/off"	
26	6282072680		Primavera cap for air regulation valve	
27	6282072683		Clear PVC hose 4 x 1.5 mm x 10 m not reinforced	
28	6282072721		Hose with hose adaptor	
29	6282072725		Hose clamp	
30	6282072728		Air regulation valve complete	
31	6282072731		Screwed cable gland M16 x 1.5	

N°	GC CODE	REF	DESCRIPTION	QTY
32	6282072735		Adjusting cylinder	
33	6282072739		Polyethylene washer 23 x 16.2 x 1.5 mm	
34	6282072742		Nozzle housing	
35	6282072745		O-ring 48 x 2 mm	
36	6282072749		O-ring 49 x 3.5 mm	
37	6282072751		White colour emitting LED spot - 12 V	
37	6282072755		Multicolour colour emitting LED spot - 12 V	
38	6282072758		Primavera blue ABS cap for water regulation	
39	6282072761		O-ring 257 x 3 mm	
40	6282072764		Stainless steel handrail	
41, 44, 52	6282072769		Suction line complete with unions	
41	6282072772		Black socket ($\varnothing = 75$ mm)	
42	6282072775		Black union nut for glue socket ($\varnothing = 63$ mm)	
43	6482240015		Black glue socket ($\varnothing = 75$ mm OD)	
44	6282072781		Grey PVC pipe 75 x 5 x 198 mm	
45	6282072786		Special reducer elbow with union nut	
46	6282072790		Grey PVC pipe 75 x 5 x 265 mm	
47	6282072793		Suction cover	
48	6282072796		Stainless steel cover	
49	6282072799		A4 washer ($\varnothing = 8.4$ mm)	
50	6282072800		Light cover	
51	6282074024		Housing flange	
52	6282074036		O-ring 68 x 3.5 mm	
53	6282074096		Seal 80 x 75.5 x 7.5 mm	

SPECK BADUJET WAVE COUNTER CURRENT UNIT



WAVE - INSTALLATION KIT

N°	GC CODE	REF	DESCRIPTION	QTY
1	6282071501		Jet housing, assembled	
2,3	6282071505		Air hose & non-return valve	
4,5,6	6282071510		Cable protection hose, gland & O-ring	
7	6282071525		Gasket with knobs	
8	6282071530		Gasket for clamping ring	
9	6282071535		Clamping ring	
10	6282071540		A4 screw 6 x 35 mm	
11	6282071545		A4 countersunk screw 5.5 x 19 mm	

WAVE - COMPLETION KIT

N°	GC CODE	REF	DESCRIPTION	QTY
12	6282072508		O-ring 67 x 4 mm	
13	6282072603		Union nut for glue socket ($\varnothing = 63$ mm)	
14	6282072607		Glue socket ($\varnothing = 63$ mm)	
15	6282072613		Suction pipe - 63 x 4.7 mm 76 mm length	
16	6282072619		Pressure pipe - 63 x 4.7 mm 104 mm length	
17	6282072643		A2 screw 6 x 40 mm	
18,19,20	6282072647		Air regulation valve, hose clamp & screw	
21	6282072651		A4 oval head screw for light cover 2.9 x 9.5 mm	
22	6282072653		Nozzle housing	
23	6282071054		Adjustable ball nozzle ($\varnothing = 40$ mm)	
24	6282072655		Ball nozzle O-ring 73 x 1.2 mm	
25	6282072659		Nozzle pipe	
26	6282072662		Nozzle pipe O-ring 59 x 2.5 mm	
27	6282072667		Light O-ring 55 x 3.5 mm	
28	6282072668		A4 screw 6 x 22 mm	

N°	GC CODE	REF	DESCRIPTION	QTY
29	6282072670		White colour emitting LED spot – 12 V	
29	6282072677		Multicolour colour emitting LED spot – 12 V	
30,32	6282072678		Pneumatic button with O-ring & tube clamp: "unit on/off"	
31,32	6282072679		Pneumatic button with O-ring & tube clamp: "light on/off"	
33	6282072680		Air regulation valve cap	
34	6282072683		Clear PVC hose 4 x 1.5 mm (10 m length) not reinforced	
35	6282072685		Hose clamp S 73/20 SZ W1	
36	6282072687		Hose clamp S 61/20 SZ W1	
37	6282072689		Rubber angle 63 x 52 mm	
38	6282072690		White cover	
39	6282072694		A2 tapping screw 5 x 20 mm	
40	6282072695		A4 tapping screw 3.5 x 13 mm	
41	6282072697		Light cover	

EVASTREAM COUNTER CURRENTS

EVASTREAM MOVE

N°	GC CODE	REF	DESCRIPTION	QTY
	6225074320		Battery charger	
	6225074325		Battery charger connection cable with PRCD personal protection plug	

N°	GC CODE	REF	DESCRIPTION	QTY
	1225075100		Remote control IP67 with receiver & antenna, for EVA ECA Unit	
	6225071110		Turbine with mounting bracket	

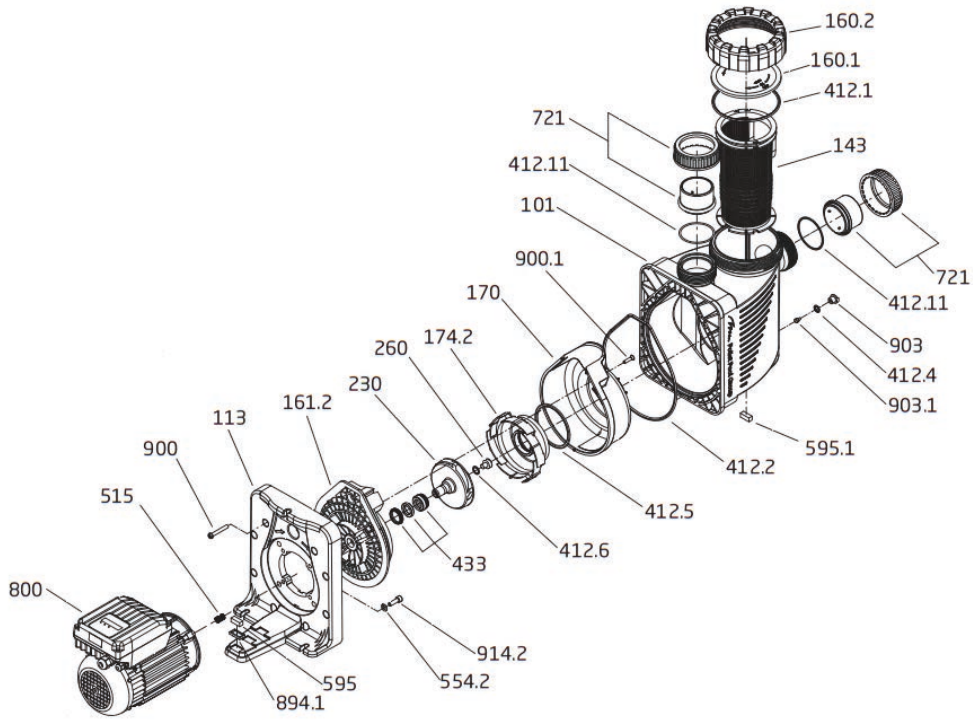


05

PUMPS



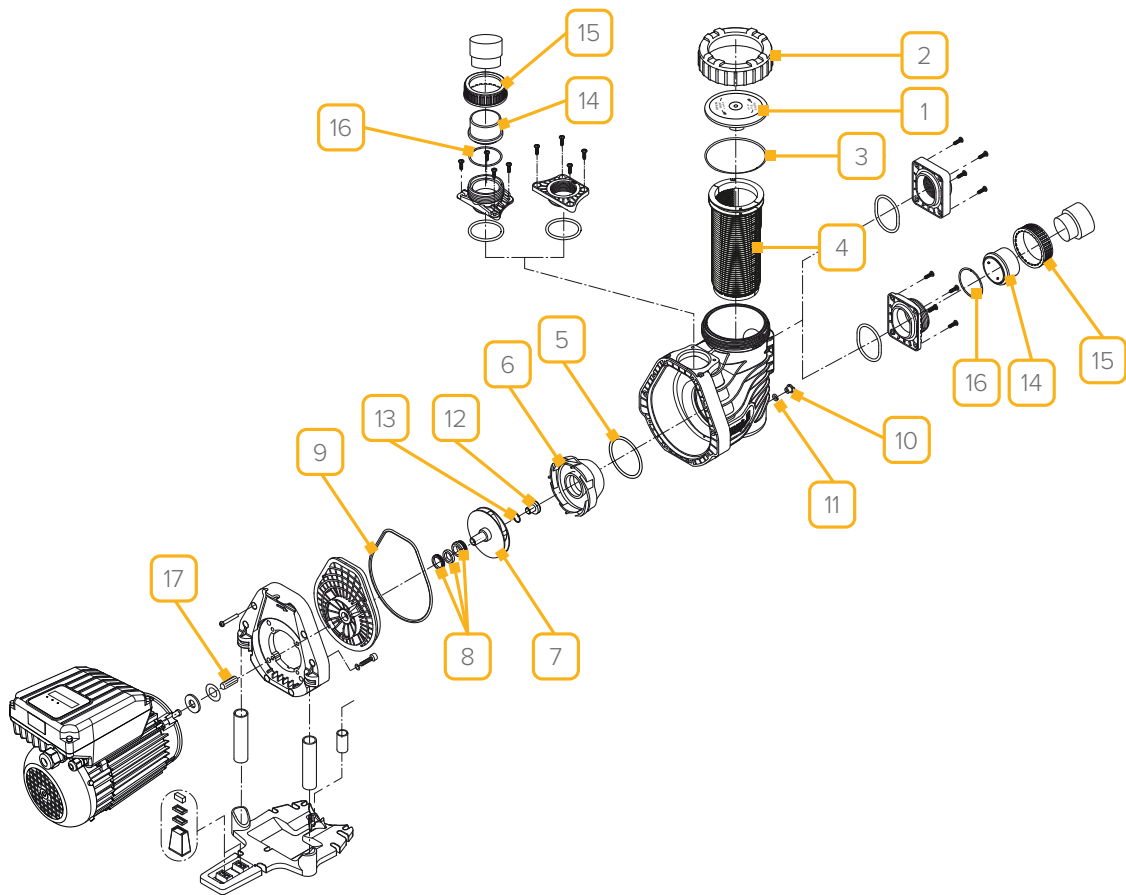
PPG DELUXE VS



N°	GC CODE	REF	DESCRIPTION	QTY
101	6482240125	2901.410.136	Housing, white	1
113	6482240688	2901.411.307	Flange	1
143	6482241068	2901.114.300	Strainer basket	1
160.1	6482240046	2921.116.010	Transparent lid	1
160.2	6482240040	2921.116.020	Ring for lid, black	1
161.2	6482240088	2901.416.105	Gland housing	1
170	6482240620	2901.417.000	Insert	1
174.2	6482240169	2921.317.421	Diffuser	1
	3087010876	2901417436	New diffuser ppg Deluxe VS versie 2024	
230	6482240195	2921.423.009	Impeller, d = 112 mm, b = 14.5 mm	1
260	6482240241	2920.326.000	Impeller hub cap	1
412.1	6482240055	2921.141.210	O-ring for lid, 137 x 5 mm	1
412.2	6482240347	2901.441.210	O-ring for gland housing, 206 x 6 mm	1
412.4	6282070062	2302.002.062	O-ring for drain plug, 11 x 2.5 mm	1
412.5	6482240137	2920.141.210	O-ring diffuser, 90 x 5 mm	1
412.6	6482240247	2920.141.241	O-Ring for impeller hub cap, 11 x 2.5 mm	1
412.11	6282074036	2921.441.210	O-ring for pipe connections, 68 x 3.5 mm	2
433	6265067055	2920.343.310	Mechanical seal cpl., 20 mm	1
515	6482240611	2920.351.510	Star ring, 12 x 18 mm	1
554.2	6482240802	5871.250.802	Washer, dia = 8.4 mm	4
595	6482240502	2920.359.501	Rubber buffer, 10 x 10 x 27 mm	1
595.1	6482240502	2920.359.501	Rubber buffer, 10 x 10 x 27 mm	1
721			Union, inlet and outlet side, consisting of:	
	6282072775	2921.472.111	Union nut for glue socket dia = 63 mm, black	2
	6482240013	2921.472.100	Glue socket dia = 63 mm, black	2
894.1	6482240672	2920.389.410	Adapter for motor foot	1
900	6282071642	2921.690.002	Screw, 7 x 48.4 mm	10
900.1	6482240705	5879.825.522	Countersunk screw, 5.5 x 22 mm, A2	1
903	6482240082	2923.591.201	Drain plug, G 1/4	1
903.1	6482240710	2901.490.310	Lock screw insert	1
	6482240570		Fan Cowl	

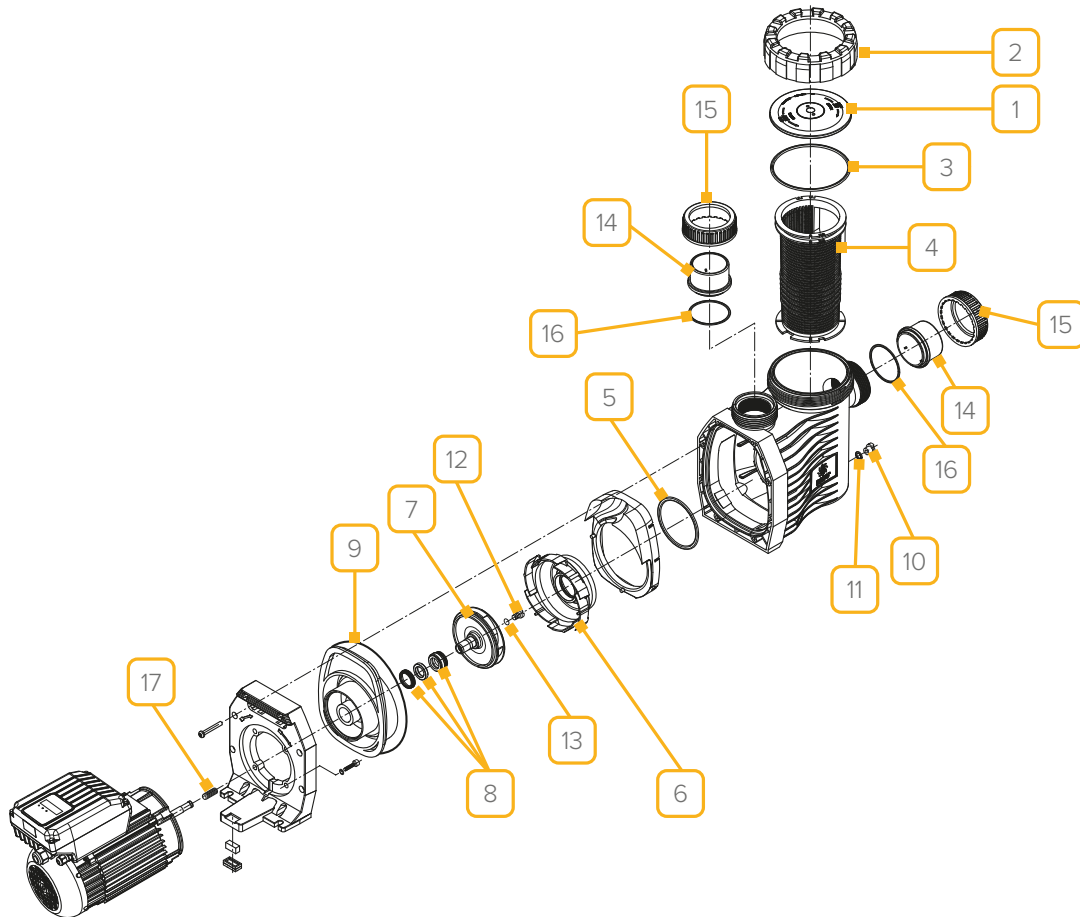
N°	GC CODE	REF	DESCRIPTION	QTY
914.2	6482240711	5879.120.825	Hexagon socket screw, M 8 x 25 mm, A2	4
*	6482240020	2921.157.700	Opening device	1
800	3087010701		Motorunit	
*	3087010711	2996383101	Fan for ECO VS motor	
*	6482240570	2996383201	Fan cover ECO VS Motor	

SPECK BADU EASYFIT ECO VS PUMP



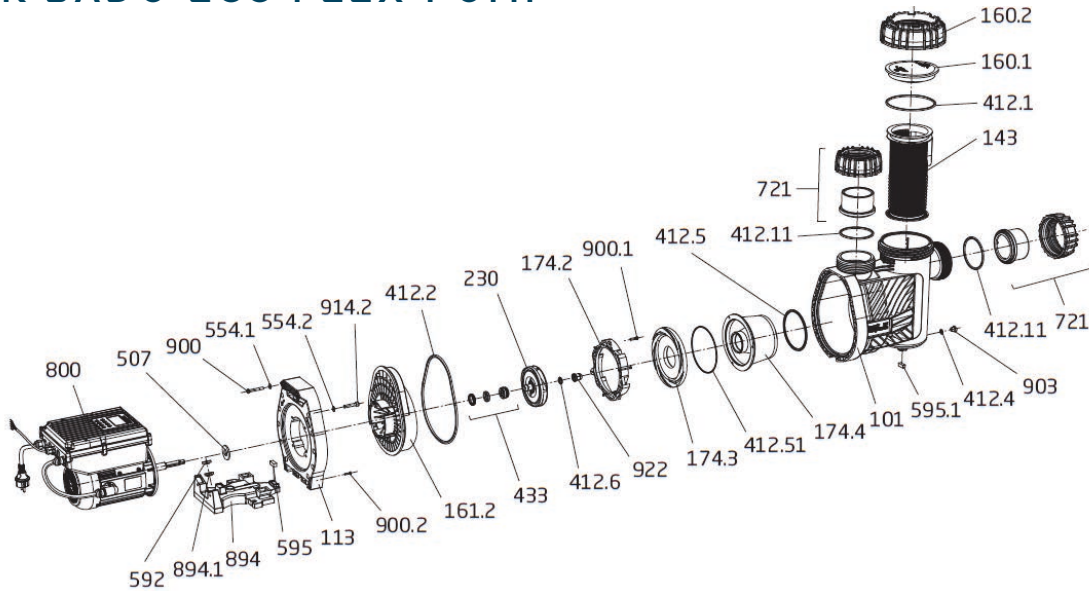
N°	GC CODE	REF	DESCRIPTION	QTY
1	6482240045		Lid	
2	6482240042		Clamp	
3	6482240055		Lid O-ring	
4	6482240067		Strainer basket	
5	6482241137		Diffuser O-ring	
6	6482240169		Diffuser	
7	6482240187		Impeller	
8	6265067055		Seal (ø = 20mm)	
9	6482240347		Body O-ring	
10	6482240082		Drain plug	
11	6282070062		Drain plug O-ring	
12	6482240241		Impeller hub cap	
13	6482240247		Hub cap O-ring	
14	6482240013		Glue socket - 63mm	
15	6282072775		Union nut	
16	6282074036		Connection O-ring	
17	6482240611		Star ring	

SPECK BADU GAMMA ECO VS PUMP



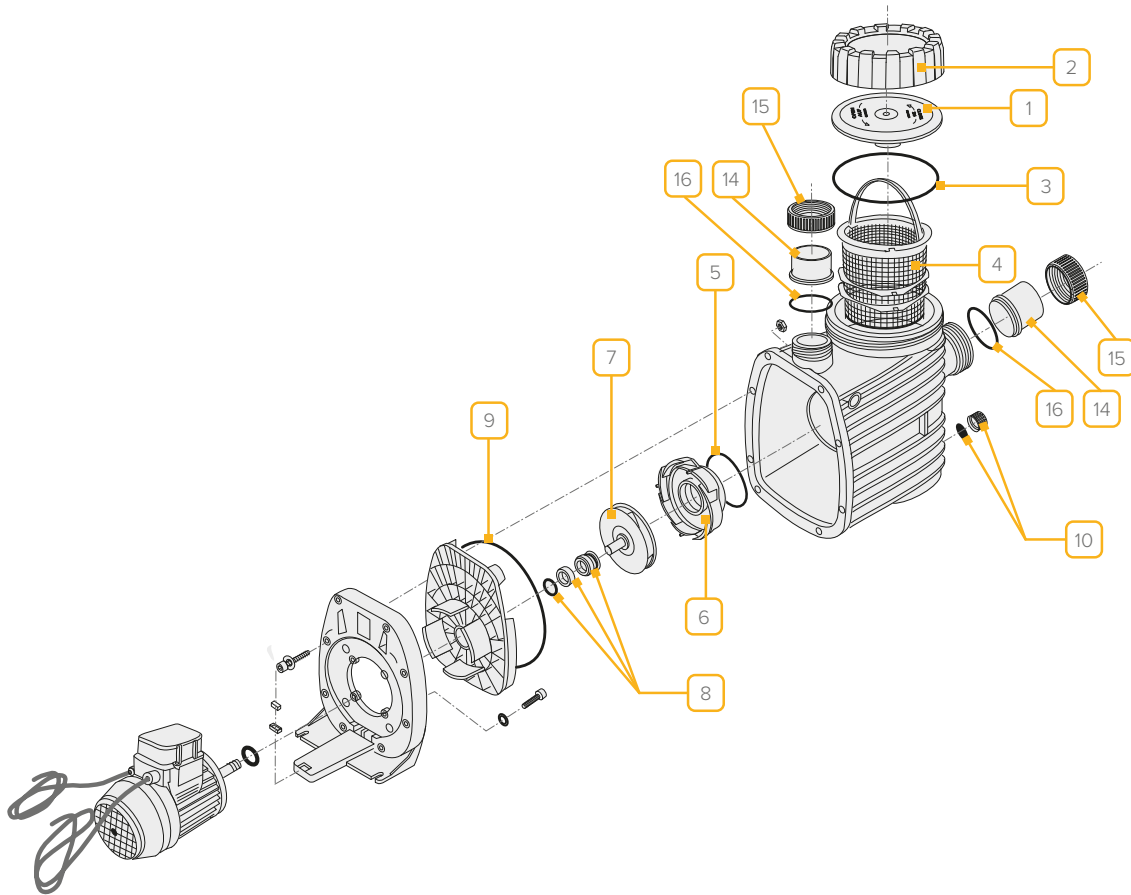
N°	GC CODE	REF	DESCRIPTION	QTY
1	6482240046		Lid	
2	6482240040		Clamp	
3	6482240055		Lid O-ring	
4	6482241068		Strainer basket	
5	6482241137		Diffuser O-ring	
6	6482240169		Diffuser	
7	6482240187		Impeller	
8	6265067055		Seal (ø = 20 mm)	
9	6482240348		Body O-ring	
10	6482240082		Drain plug	
11	6282070062		Drain plug O-ring	
12	6482240241		Impeller hub cap	
13	6482240247		Hub cap O-ring	
14	6482240013		Glue socket - 63 mm (pre April 2018)	
14	6482240014		Glue socket - 63 mm (April 2018 onwards)	
15	6282072775		Union nut	
16	6282074036		Connection O-ring	
17	6482240611		Star ring	

SPECK BADU ECO FLEX PUMP



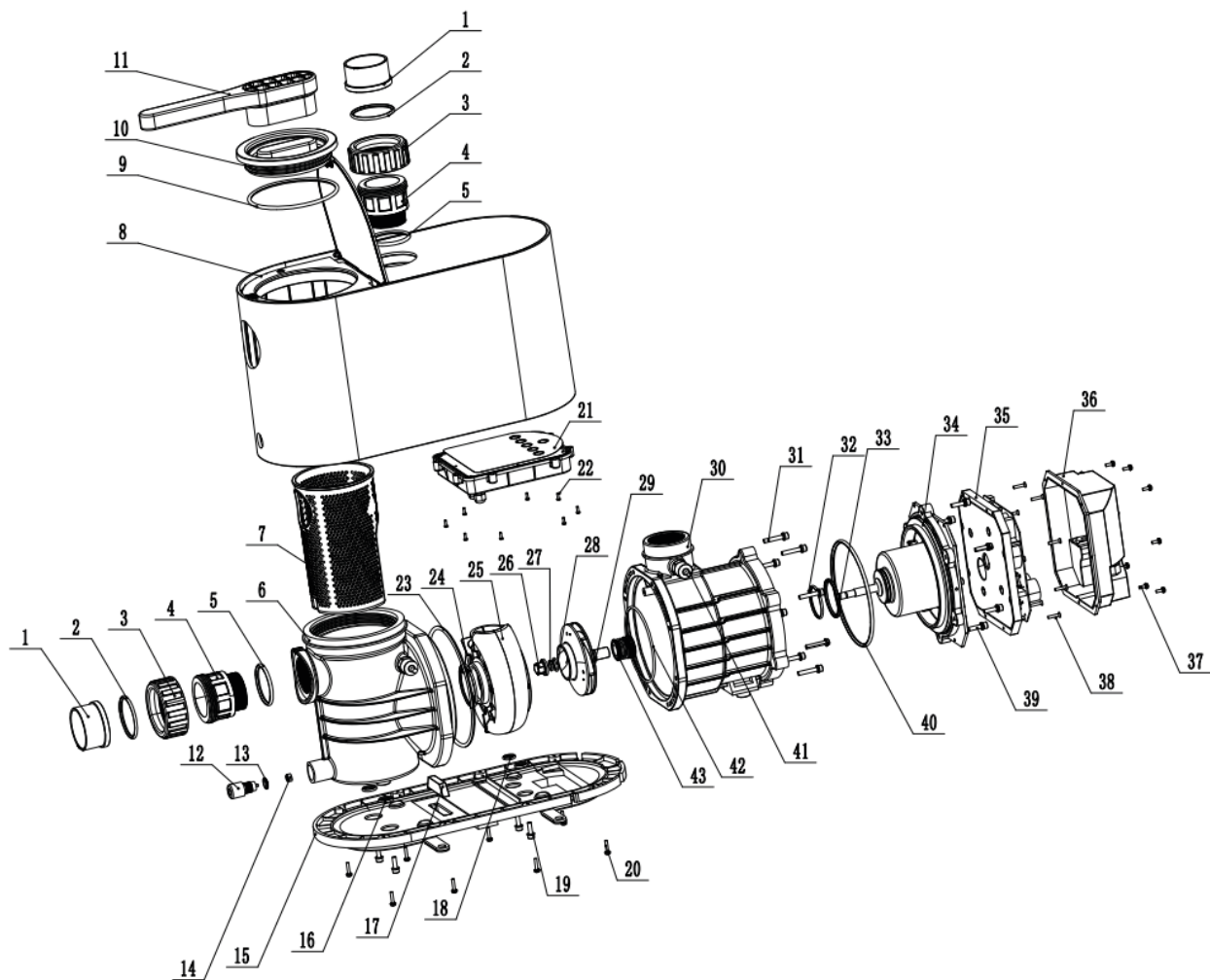
N°	GC CODE	REF	DESCRIPTION	QTY
101	6482240077	2921510159	Body 90mm blue, including strainer basket, lid & drain plug	
113	6482240689	2921511300	Intermediate housing	
143	6482240069	2921514302	Strainer basket	
160.1	6482240048	2921516012	Transparent lid	
160.2	6482240043	2921516022	Lid ring, black	
174.2	6482241145	2902017425	Diffuser, dia 60mm	
174.3	6482241151	2902017424	Cover disk for diffuser	
174.4	6482240153	2902017421	Centring ring for diffuser	
230	6482240186	2921723019	Impellor	
412.1	6482240057	2921541210	Lid O-ring	
412.2	6482240350	2921541226	Gland housing O-ring	
412.4	6282070062	2302002062	Plug O-ring 11 x 2.5mm	
412.5	6482241137	2920341210	Diffuser O-ring 123.19 x 5.33mm	
412.6	6265067042	2923541222	Impellor O-ring	
412.11	6482240279	2921141255	Connection O-ring	
412.51	6482241153	2902041251	Cover disk O-ring for diffuser 145 x 2.5mm	
433	6265067055	2920343310	Mechanical seal	
507	6482240131	2920850702	Splash ring	
554.1 & 554.2	6482240802	5871250802	Washer dia 8.4mm A2	
592	6482240671	2902059500	Plate 26 x 11 x 2.5mm (up to December 2020)	
595 & 595.1	6482240500	2901259500	Rubber buffer 10 x 12.5 x 27mm	
721	6482240019	2902072111	Union nut for glue socket	
721	6482240018	2902072101	Glue socket 90mm	
800	6482240406	2996483350	Electronic motor with frequency converter	
894	6482240673	2921589400	Motor foot	
894.1	6482240672	2920389410	Adaptor for motor foot	
900	6282071642	2921690002	Screw 7 x 48.4mm A2	
900.1	6482240705	5879825522	Counter sunk screw 5.5 x 22mm A2	
900.2	6482240706	2902090020	Screw 4 x 16mm A2	
903	6482240082	2923591201	Drain plug	
914.2	6482240707	5879120841	Hexagon socket screw M8 x 40 A2	
922	6265067040	2923592202	Impellor nut M12	
412.11 & 721	6482241010	2902072122	Connection set 90mm : 2 x O-ring, glue socket, nut	
	6482240021	2902099800	Opening device	
	6482240575		Fan cowl	

SPECK BADU ECO TOUCH & ECO TOUCH PRO PUMP



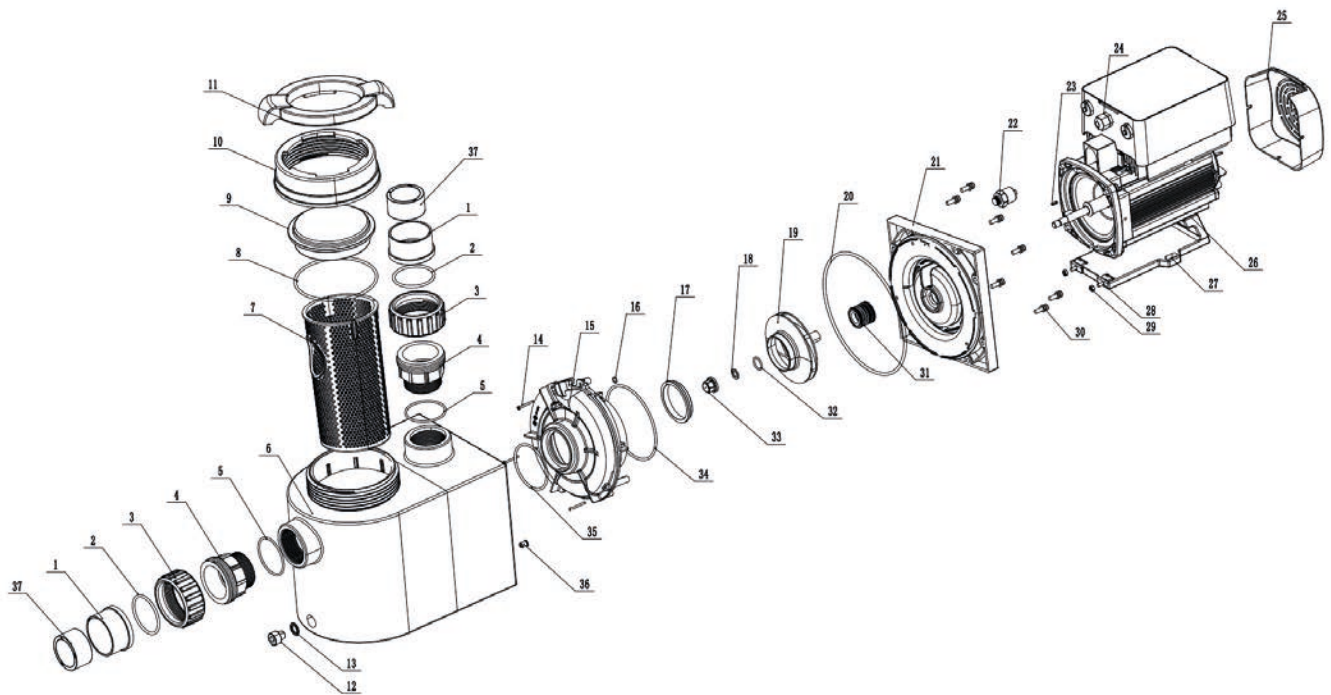
N°	GC CODE	REF	DESCRIPTION	QTY
1	6482240046		Lid	
2	6482240040		Clamp	
3	6482240055		Lid O-ring	
4	6482240066		Strainer basket	
5	6482240137		Diffuser O-ring	
6	6482240151		Diffuser	
7	6482240205		Impeller	
8	6482240301		Seal	
9	6482240346		Body O-ring	
10	6482240083		Drain plug & gasket	
10	6482240082		Drain cap with gasket	
14	6482240013		Glue socket - 60mm	
14	6482240010		Glue socket - 2"	
14, 15, 16	6482240003		Half union & O-ring - 1½"	
14, 15, 16	6482240006		Half union & O-ring - 50mm	
15	6282072775		Union nut for 63mm/2" connection	
16	6282074036		Connection O-ring	

PPG INVERMASTER



N°	GC CODE	REF	DESCRIPTION	QTY
1	3023070125	1222011000010	T union 63mm	
3	3023070126	1222011000033	Connection nut 63mm	
2	3023070127	1206020100009	Connection O-ring 63mm	
4	3023070184	1222011000032	Transition joint	
5	3023070185	1206020100065	Transition joint O-ring	
7	3023070380	1222011400013	Strainer basket	
9	3023070216	1206020100067	Lid O-ring	
10	3023070291	1222010600022	Lid	
11	3023070217	1222011300007	Lid opening wrench	
12	3023070242	1222011800007	Drain plug	
13	3023070115	1206020100006	Drain plug O-ring	
14	3023070243	1222030100020	Drain plug gasket	
23	3023070218	1206020100068	Volute O-ring 187.5mm D x 5.3mm	
24	3023070219	1206020100070	Volute O-ring 65mm D x 3.55mm	
28	3023070122	1206020100003	Impeller O-ring	
29	3023070220	1222010400033	Impeller	
32	3023070221	1206020100072	Motor O-ring	
33	3023070222	1222030100019	Motor gasket	
40	3023070223	1206020100073	Motor O-ring	
42	3023070224	1206020100071	Pump body O-ring	
43	3023070225	1206020200007	Mechanical seal	
34	3023070226	1201020300022	Motor	
41	3023070325	2001400400001	Pressure sensor	

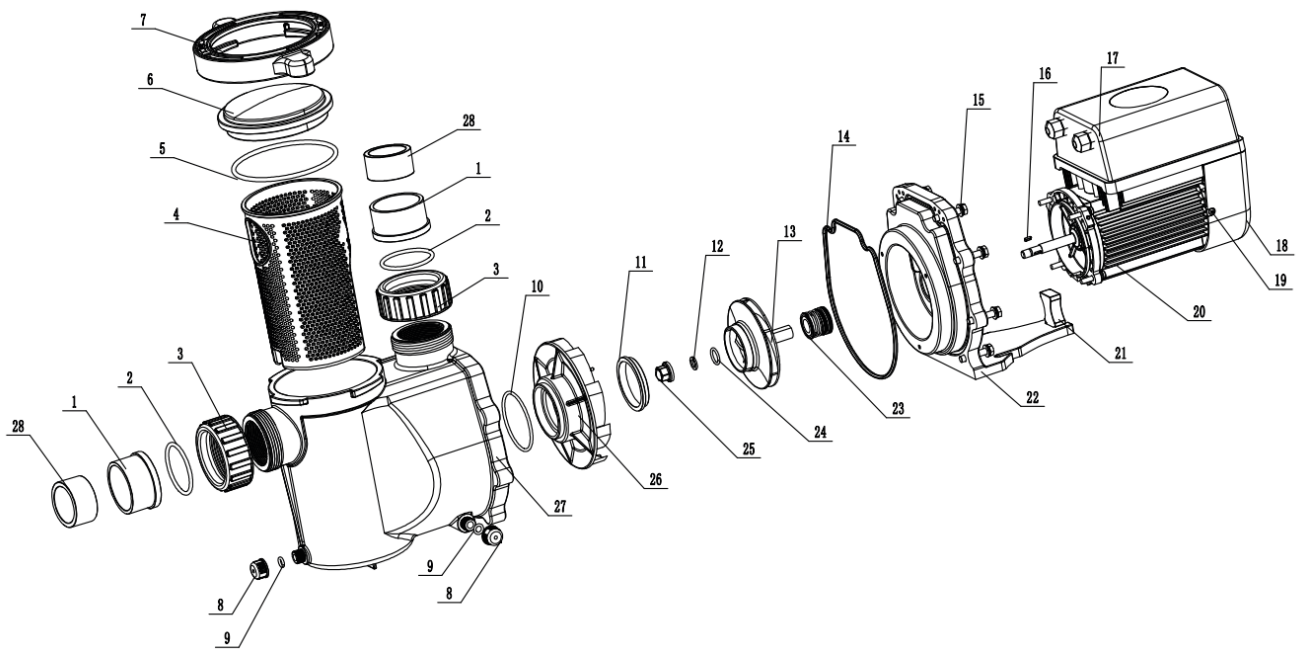
PPG INVERPRO



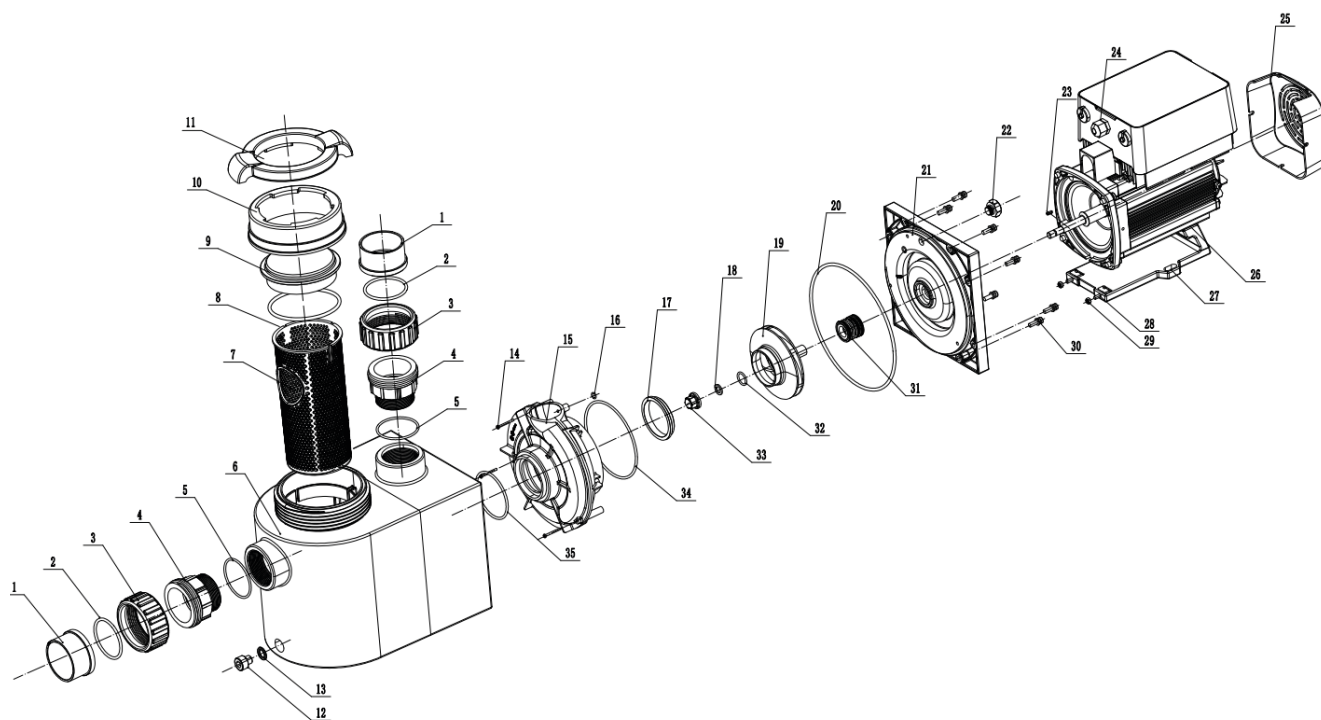
N°	GC CODE	REF	DESCRIPTION	QTY
1	3023070125	1222011000010	T union 63mm	
3	3023070126	1222011000033	Connection nut 63 mm	
2	3023070127	1206020100009	Connection O-ring 63mm	
1,2,3	3023070146		Connection set 63mm	
4	3023070184	1222011000032	Transition joint	
5	3023070185	1206020100065	Transition joint O-ring	
7	3023070087	1222011400006	Strainer basket	
7	3023070105	1222011400008	InverPro 40 strainer basket 3rd generation	
8	3023070086	1206020100011	Lid O-ring	
8	3023070186	1206020100084	Lid O-ring for salt water	
9	3023070103	1222010600002	Transparent lid	
10	3023070104	1222010500002	Lid nut	
11		1222011300006	InverPro 25/30 lid opening wrench	
11	3023070110	1222011300001	InverPro 40 lid opening wrench	
12	3023070114	1222011800003	Drain plug	
13	3023070178	1206020100034	Drain plug O-ring	
14	3023070117	1206010100141	InverPro 20/25/30 motor termination screws	
16	3023070098	1206020100004	InverPro 40 O-ring	
19	3023070077	1222010400020	InverPro 20/25/30 impeller	
19	3023070277	1222010400030	InverPro 40 impeller	
32	3023070122	1206020100003	Impeller O-ring	
20	3023070187	1206020100081	Seal plate O-ring for salt water	
21	3023070188	1222011700006	Seal plate	
22	3023070326	1222050500003	InverPro 20/25/30 pressure sensor	
22	3023070327	1222050500004	InverPro 40 pressure sensor	
25	3023070116	1222011600011	Fan cover	
27	3023070113	1222010900003	Base	
31	3023070240	1206020200005	Mechanical seal	

N°	GC CODE	REF	DESCRIPTION	QTY
35	3023070112	1206020100001	Volute O-ring d125 x 3.55	
35	3023070111	1206020100002	O-ring d73 x 3.56	
N/A	3023070190	2004060700010	InverPro 20/25/30 motor termination set	
15	3023070194	1222010700004	InverPro 20/25/30 volute	
15	3023070321	1222010700003	InverPro 40 volute	
37	3023070281	1222011000037	Reducer 75mm to 63mm	
37	3023070282	1222011000039	Reducer 90mm to 63mm	
37	3023070230	1222011000031	Reducer 63mm to 50mm	
37	3023070259	1222011000029	Reducer 63mm to 48.5mm	
26	3023070285	1201020300021	InverPro 20/25/30 motor with fan cover	
26	3023070313	1201020300037	InverPro 40 motor with fan cover	
N/A	3023070283	1222011200006	InverPro 20/25/30 motor fan	
N/A	3023070284	1222011200007	InverPro 40 motor fan	
18		1206010500005	Spring washer	
17	3023070090	1222011500005	Turnable ring	
N/A		1221030100245	Protective cover	

PPG INVERECO



N°	GC CODE	REF	DESCRIPTION
1	3023070125	1222011000010	T Union 63mm
3	3023070271	1222011100015	Connection Nut 63mm
2	3023070127	1206020100009	Connection O-ring 63mm
4	3023070183	1222011400009	Strainer basket
5	3023070191	1206020100082	Lid O-ring for salt water
6	3023070181	1222010600019	Transparent Lid
7	3023070180	1222010500004	Lid nut
8	3023070179	1222011800005	Drain plug
9	3023070178	1206020100034	Drain plug O-ring
10	3023070111	1206020100002	O-ring D73 x 3.56
13	3023070311	1222010400035	InverEco 15/19 Impeller
13	3023070077	1222010400020	InverEco 23 Impeller
13	3023070277	1222010400030	InverEco 28 Impeller
24	3023070122	1206020100003	Impeller O-ring
14	3023070192	1222030100023	Sealing gasket
17	3023070176	1221030100163	Fan cover
18	3023070175	1222011700008	Seal plate & base
23	3023070240	1206020200005	Mechanical seal
26	3023070193	1222010800005	Diffuser
28	3023070230	1222011000031	Reducer 63mm to 50mm
28	3023070259	1222011000029	Reducer 63mm to 48.5mm
N/A	3023070315	1201020300040	InverEco 15/19 Motor
N/A	3023070314	1201020300039	InverEco 23 Motor
N/A	3023070336	1201020300041	InverEco 28 Motor

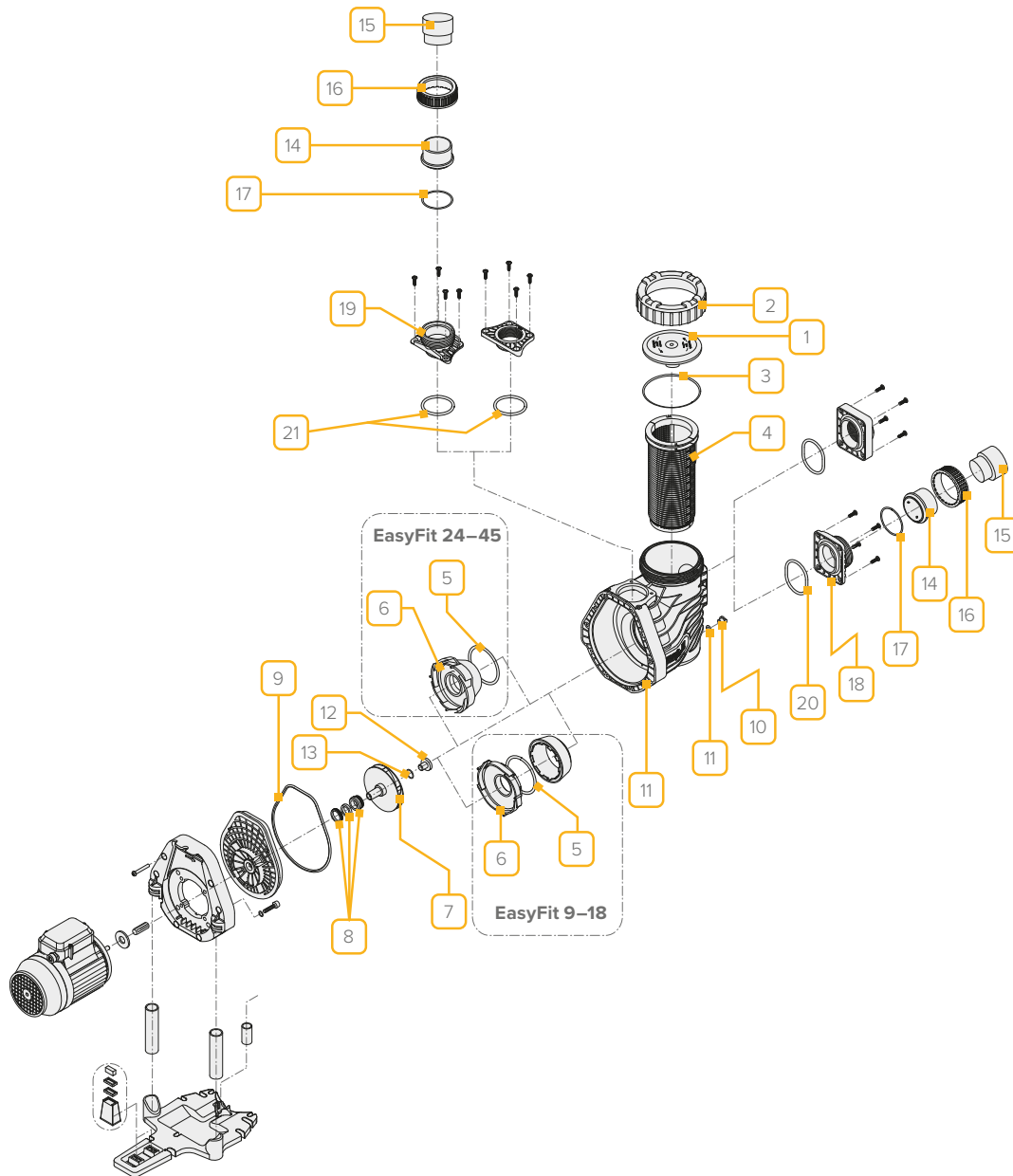


N°	GC CODE	REF	DESCRIPTION	QTY
1	3023070125	1222011000010	T union 63 mm	
3	3023070126	1222011000033	Connection nut 63 mm	
2	3023070127	1206020100009	Connection O-ring 63 mm	
4	3023070184	1222011000032	Transition joint	
5	3023070185	1206020100065	Transition joint O-ring	
7	3023070087	1222011400006	Strainer basket	
7	3023070105	1222011400008	Strainer basket 3rd generation	
8	3023070086	1206020100011	Lid O-ring	
8	3023070186	1206020100084	Lid O-ring for salt water	
9	3023070103	1222010600002	Transparent lid	
10	3023070104	1222010500002	Lid nut	
11	3023070110	1222011300001	Lid opening wrench	
12	3023070114	1222011800003	Drain plug	
13	3023070178	1206020100034	Drain plug O-ring	
14	3023070117	1206010100141	Motor termination screws	
16	3023070098	1206020100004	O-ring	
19	3023070077	1222010400020	Impeller	
32	3023070122	1206020100003	Impeller O-ring	
20	3023070187	1206020100081	Seal plate O-ring for salt water	
21	3023070188	1222011700006	Seal plate	
25	3023070116	1222011600011	Fan cover	
27	3023070113	1222010900003	Base	
31	3023070240	1206020200005	Mechanical seal	
34	3023070112	1206020100001	Volute O-ring d125 x 3.55	
35	3023070111	1206020100002	O-ring d73 x 3.56	
N/A	3023070190	2004060700010	Termination set	
15	3023070194	1222010700004	Volute 2.0	

PPG DELUXE (CONT)

N°	GC CODE	REF	DESCRIPTION	QTY
412.6			O-ring for impeller hub cap	
	6482240246	2.920.141.261	6 x 2 mm, for PPG Pump Deluxe 8.11 and 14	1
	6482240247	2.920.141.241	11 x 2.5 mm, for PPG Pump Deluxe 22, 27, 33, 38 and 47	1
412.11	6282074036	2.921.441.210	O-ring for pipe connections, 68 x 3,5 mm	2
433			Mechanical seal cpl.	
	6482240301	2.920.143.320	14 mm, for PPG Pump Deluxe 8, 11 and 14	1
	6265067055	2.920.343.310	20 mm, for PPG Pump Deluxe 22, 27, 33, 38 and 47	1
507			Splash ring	
	6482240136	2.921.150.700	12.5 x 25 x 2 mm, for PPG Pump Deluxe 8, 11 and 14	1
	6482240132	2.921.350.700	16.5 x 30 x 2 mm, for PPG Pump Deluxe 22	1
	6482240133	2.921.450.700	18.5 x 30 x 2 mm, for PPG Pump Deluxe 27 only in 1~	1
	6482240131	2.920.850.702	18 x 45 x 4 mm, for PPG Pump Deluxe 27 only in 3~, 33, 38 and 47	1
516			V-ring	
	6482240255	2.920.151.600	V 16 S, for PPG Pump Deluxe 8 and 11 only in 3	1
	6482240256	2.920.251.600	V 18 S, for PPG Pump Deluxe 11 only in 1~, 14 and 22	1
	6265067071	2.921.151.600	V 20 S, for PPG Pump Deluxe 27 and 33	1
515			Staring	
	6482240608	2.920.151.510	8 x 10 mm, for PPG Pump Deluxe 8, 11 and 14	1
	6482240611	2.920.351.510	12 x 18 mm, for PPG Pump Deluxe 22, 27, 33, 38 und 47	1
554.2	6482240802	5.871.250.802	Washer, dia = 8.4 mm	4
595	6482240502	2.920.359.501	Rubber buffer, 10 x 10 x 27 mm	1
595.1	6482240502	2.920.359.501	Rubber buffer, 10 x 10 x 27 mm	1
721			Union, inlet and outlet side, consisting of:	
	6282072775	2.921.472.111	Union nut for glue socket dia = 63 mm, black	2
	6482240013	2.921.472.100	Glue socket dia = 63 mm, black	2
894.1	6482240672	2.920.389.410	Adapter for motor foot	1
900	6282071642	2.921.690.002	Screw, 7 x 48.4 mm	10
900.1	6482240705	5.879.825.522	Countersunk screw, 5.5 x 22 mm, A2	1
903	6482240082	2.923.591.201	Drain plug, G 1/4	1
903.1	6482240710	2.901.490.310	Lock screw insert	1
914.2	6482240711	5.879.120.825	Hexagon socket screw, M 8 x 25 mm, A2	4
*	6482240020	2.921.157.700	Opening device	1
*	3087010758	2991283300	Electrical Connection Box model 591474	1
*	3087010240	2920483730	Condensator 20 MF	1
	6482240570		Fan cowl	

SPECK BADU EASYFIT PUMP

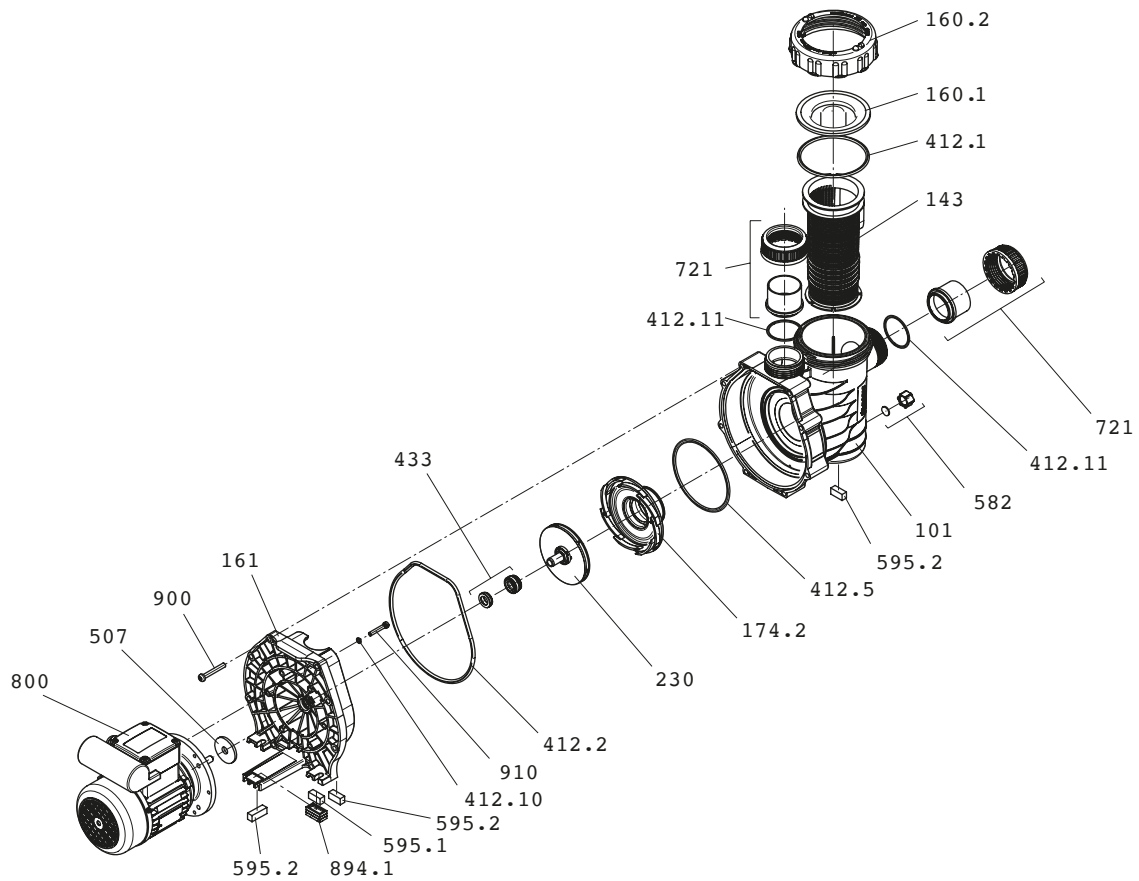


N°	GC CODE	REF	DESCRIPTION	QTY
1	6482240045		Lid	
2	6482240042		Clamp	
3	6482240055		Lid O-ring	
4	6482240067		Strainer basket	
5	6482240279		EasyFit 9 - 18 diffuser O-ring	
5	6482240137		EasyFit 24 - 45 diffuser O-ring	
6	6482240149		EasyFit 9 - 18 diffuser	
6	6482240164		EasyFit 24 diffuser	
6	6482240169		EasyFit 29 - 36 diffuser	
6	6482240175		EasyFit 45 diffuser	
7	6482240192		EasyFit 9 impeller	
7	6482240197		EasyFit 12 impeller	
7	6482240203		EasyFit 15 impeller	
7	6482240205		EasyFit 18 impeller	
7	6482240206		EasyFit 24 impeller	

SPECK BADU EASYFIT (CONT)

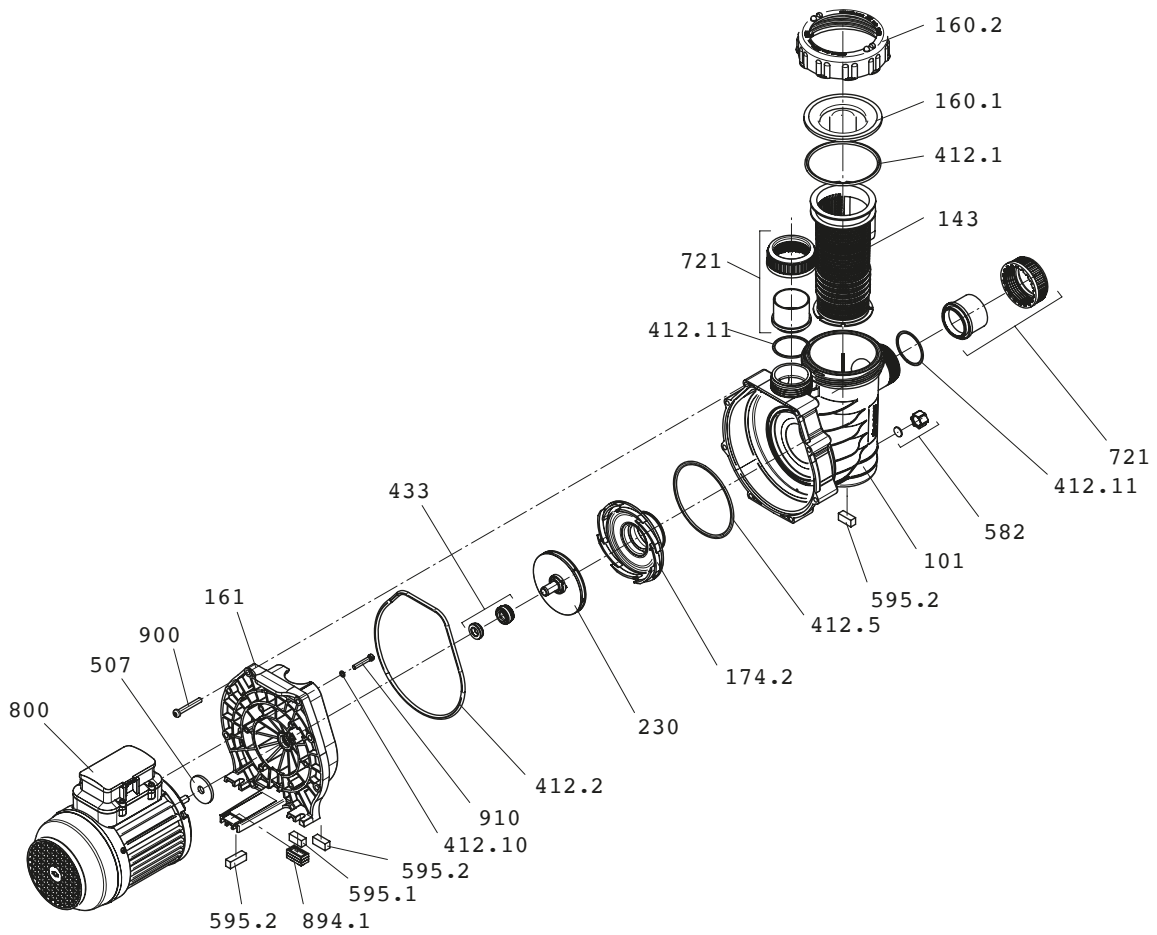
N°	GC CODE	REF	DESCRIPTION	QTY
7	6482240214		EasyFit 29 impeller	
7	6482240219		EasyFit 36 impeller	
7	6482240223		EasyFit 45 impeller	
8	6482240301		EasyFit 9 - 18 seal	
8	6265067055		EasyFit 24 - 45 seal	
9	6482240347		Body O-ring	
10	6482240082		Drain plug	
11	6282070062		Drain plug O-ring	
12	6482240241		EasyFit 24 - 45 impeller hub cap	
13	6482240247		EasyFit 24 - 45 impeller hub cap O-ring	
14	6482240009		Glue socket - 1½"	
14	6482240010		Glue socket - 2"	
14	6482240012		Glue socket - 50mm	
14	6482240013		Glue socket - 63mm	
14	6482240017		Glue socket - 75mm	
15	6482240016		Socket - 65/75mm	
16	6282072775		Union nut	
17	6282074036		Connection O-ring	
18	6482240022		Standard suction connector	
19	6482240023		Standard suction discharge	
20	6482240001		Suction O-ring	
21	6482240002		Discharge O-ring	
	6482240571		Fan cowl EasyFit 9-15 1-ph	
	6482241571		Fan cowl EasyFit 9-29 3-ph, 18-29 1-ph	
	64822410574		Fan cowl EasyFit 36-45 3-ph	

PPG COMPACT



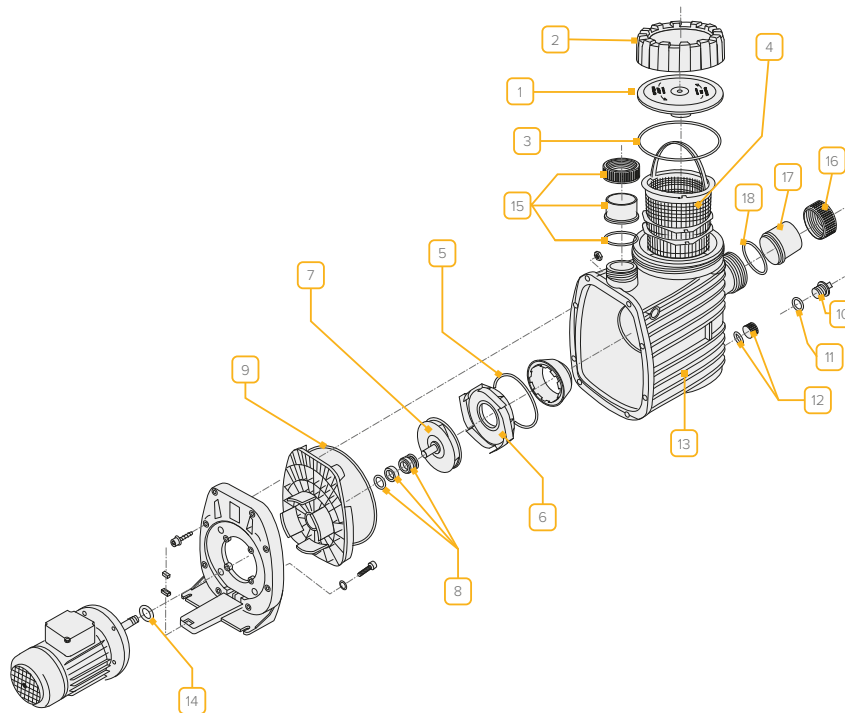
N°	GC CODE	REF	DESCRIPTION	QTY
101	3087010788	2921610132	Housing complete	
143	3087010866	2901314300	Strainer basket PP, yellow	
160.1	3087010865	2901316010	Transparent lid	
160.2	3087010884	2901316020	Ring for lid, black	
161	3087010862	2921616112	Body	
174.2	3087010879	2921617400	Diffuser	
230	*****	2921623036	Impeller - Compact 6	
230	*****	2921623037	Impeller - Compact 8	
230	3087010889	2921623038	Impeller - Compact 10	
230	3087010880	2921623039	Impeller - Compact 12	
412.1	3087010286	2921641210	Lid O-ring	
412.2	*****	2921641200	O-ring for gland housing, 175 x 6 mm, NBR	
412.5	6482240173	2620001015	O-ring for diffuser , 117 x 4 mm	
412.11	6282072774	2920141252	O-ring 50x3mm, NBR	
412.10	6482240246	2920141261	O-ring for impeller hub cap 6 x 2 mm	
433	3087090202	2920143322	Mechanical seal cpl., 14 mm	
507	3087010605	2920850700	Splash ring, 122 x 45 x 4 mm	
582	6482240080	2921658203	Drain plug, black, with NBR seal	
595.1	6482240500	2901259500	Rubber buffer, 10 x 12.5 x 27mm	
595.2	6482240502	2920359501	Rubberf buffer 10 x 10 x 27mm	
721	6282072774	2921672111	Union nut	
721	3087010318	2921672105	Glue socket 1.5"	
800	*****	2980018006	Single-phase motor - Compact 6	
800	*****	2980025016	Single-phase motor - Compact 8	
800	*****	2980040007	Single-phase motor - Compact 10	
800	*****	2980045019	Single-phase motor - Compact 12	
894.1	6482240672	2920389410	Motor foot adapter	

PPG COMPACT ECO SOFT



N°	GC CODE	REF	DESCRIPTION
101	3087010788	2921610132	Housing complete
143	3087010866	2901314300	Strainer basket PP, yellow
160.1	3087010865	2901316010	Transparent lid
160.2	3087010884	2901316020	Strainer lid ring
161	3087010862	2921616112	Body
174.2	3087010879	2921617400	Diffuser
230	3087010880	2921623039	Impeller
412.1	3087010286	2921641210	Lid O-ring
412.2	*****	2921641200	O-ring for gland housing, 175 x 6 mm, NBR
412.5	6482240173	2620001015	O-ring for diffuser, 117 x 4 mm
412.10	6482240246	2920141261	O-ring for impeller hub cap 6 x 2 mm
412.11	6282074037	2920141252	Connection O-ring
433	3087090202	2920143322	Mechanical seal cpl., 14 mm
507	3087010605	2920850700	Splash ring, 122 x 45 x 4 mm
582	6482240080	2921658203	Drain plug, black, with NBR seal
595.1	6482240501	2920359500	Rubber buffer 10 x 12.5 x 27 mm
595.2	6482240502	2920359501	Rubber buffer 10 x 10 x 27 mm
721	3087010320	2921672111	Union nut
721	6282072774	2921672105	Glue socket
800	3087010747	2980045502	EC- Motor 0,5 kW for Badu Alpha Eco-Soft
894.1	6482240672	2920389410	Motor foot adapter
900	6282071642	2921690002	Screw 7 x 48.4 mm A2
910	3087010297	2921691000	Screw, plastic M6 x 35
412.11 + 721	3087010863	2921672118	Connection set complete

SPECK BADU TOP-S / TOP & TOP II PUMP



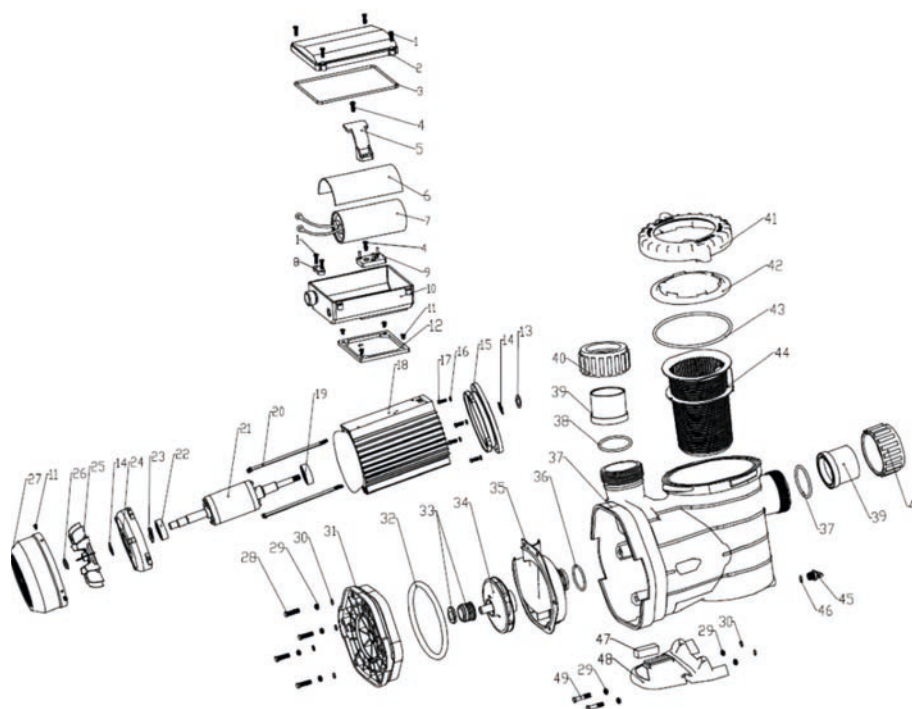
TOP S

N°	GC CODE	REF	DESCRIPTION	QTY
1	6482240046		Lid	
2	6482240040		Clamp	
3	6482240055		Lid O-ring	
4	6482240066		Strainer basket	
5	6482240279		Top S 6 - 14 diffuser O-ring	
5	6482240137		Top S 20 - 25 diffuser O-ring	
6	6482240149		Top S 6 -14 diffuser	
6	6482240164		Top S 20 - 25 diffuser (Top S 25 pre Nov 2012)	
6	6482240169		Top S 25 diffuser (Nov 2012 onwards)	
7	6482240191		Top S 6 impeller	
7	6482240192		Top S 8 impeller	
7	6482240197		Top S 12 impeller	
7	6482240203		Top S 14 impeller	
7	6482240206		Top S 20 impeller	
7	6482240214		Top S 25 impeller	
8	6482240301		Top S 6 - 14 seal (ø = 14mm)	
8	6265067055		Top S 20 - 25 seal (ø = 20mm)	
9	6482240346		Top S 6 - 14 body O-ring	
9	6482240349		Top S 20 - 25 body O-ring	
12	6482240083		Drain plug with gasket	
13	6482240074		Black body	
14	6482240136		Splash ring	
15	6482240003		Half union & O-ring - 1½"	
15	6482240006		Half union & O-ring - 50mm	
16	6282072775		Union nut for 63mm/2" connection	
17	6482240013		Glue socket - 63mm	
17	6482240010		Glue socket - 2"	
18	6282074036		Connection O-ring	

TOP & TOP II

N°	GC CODE	REF	DESCRIPTION	QTY
1	6482240047		Lid	
2	6482240041		Clamp	
3	6482240053		Lid O-ring	
4	6482240066		Strainer basket	
5	6482240279		Diffuser O-ring	
6	6482240149		Top & Top S 6 - 14 diffuser	
6	6482240164		Top & Top II 20 - 25 diffuser	
7	6482240191		Top & Top II 6 impeller	
7	6482240192		Top & Top II 8 impeller	
7	6482240197		Top & Top II 12 impeller	
7	6482240203		Top & Top II 14 impeller	
7	6482240206		Top & Top II 20 impeller	
7	6482240214		Top & Top II 25 impeller	
8	6482240301		Top & Top II 6 - 14 seal (ø= 14 mm)	
8	6265067055		Top & Top II 20 - 25 seal - 20 mm	
9	6482240348		Body O-ring	
10	6482240082		Drain plug	
11	6282070062		Drain plug O-ring	
13	6482240074		Black body	
14	6482240136		Splash ring	
N/A	6482240458		Top & Top II 6 capacitor 8 MF	
N/A	6482240460		Top & Top II 8 - 14 capacitor 16 MF	
N/A	6482240462		Top & Top II 20 - 25 capacitor 40 MF	
	6482240577		Fan cowl Top-S 6 1-ph	
	6482240576		Fan cowl Top-S 8 3-ph	
	6482240571		Fan cowl	
	6482240579		Fan cowl Top-S 20-25 1-ph, Top-S 6-25 3-ph	

PPG PUMP MONO



N°	GC CODE	REF	DESCRIPTION	QTY
1	3023030217	A-GB848-85-16	Screw ST3.5*16	1
2	3023030214	C-B227-09-01	Terminal board cover 0.5 - 1.5 HP	1
	3023030218	C-B312-08-01	Terminal board cover 2 - 3 HP	1
3	3023030213	A-OR-120-2	Terminal board O-ring 0.5 -1.5 HP	1
	3023030219	A-OR-135-2,4	Terminal board O-ring 2 - 3 HP	1
4	3023030317	A-GB848-85-13	Bolt ST3.5*13	1
5	3023030319	A-GLAND	Capacitor gland	1
6	3023030318	A-PAPER	DM paper	1
7	3023030068	B-COND-20	Capacitor 0.5 - 1 HP	1
	3023030069	B-COND-30	Capacitor 1.5 - 2 HP	1
	3023030070	B-COND-50	Capacitor 2.5 - 3 HP	1
8	3023030215	A-B258-03	Cable clamp	1
9	3023030211	A-B263-0303-4	Terminal board	1
10	3023030197	C-B227-09-02	Case 0.5 - 1.5 HP	1
	3023030221	C-B312-08-02	Case 2 - 3 HP	1
11	3023030201	A-GB9074.1-88	Screw	1
12	3023030210	A-B227-08	Seat seal 0.5 - 1.5 HP	1
	3023030222	A-B170-05	Seat Seal 2 - 3 HP	1
13	3023030334	A-JOINT-14-26	Retaining ring d14*26	1
14	3023030209	A-VR-13-28	Shaft washer d13*28	1
15	3023030225	C-B526-11	Front flange 0.5 - 1.5 HP	1
	3023030226	C-B526-12	Front flange 2 - 3 HP	1
16	3023030227	A-GB95-85-6	Washer	1
17	3023030228	A-B526-11	Screw	1
18	3023030336	STAT-MJ050M	Stator 0.50 HP	1
	3023030337	STAT-MJ075M	Stator 0.75 HP	1
	3023030338	STAT-MJ100M	Stator 1 HP	1
	3023030339	STAT-MJ150M	Stator 1.50 HP	1
	3023030340	STAT-MJ200M	Stator 2 HP	1
	3023030341	STAT-MJ250M	Stator 2.50 HP	1

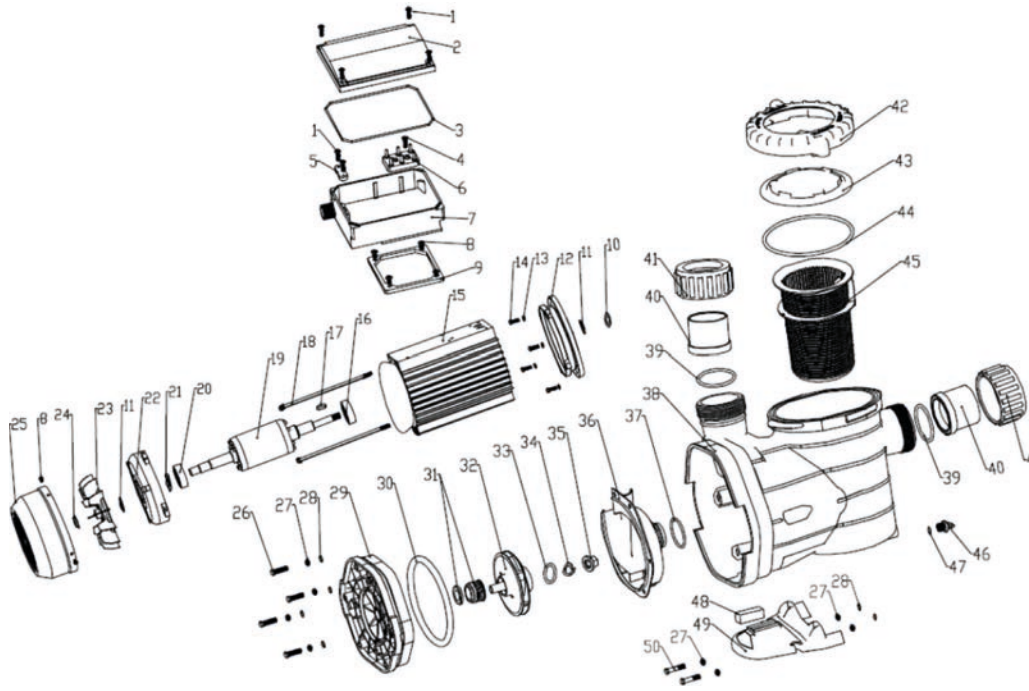
PPG PUMP MONO (CONT)

N°	GC CODE	REF	DESCRIPTION	QTY
	3023030342	STAT-MJ300M	Stator 3 HP	1
19	3023030207	6203-AC	Bearing 6203-MCB	1
	3023030230	C-RL-6204	Front bearing 2 - 3 HP	1
20	3023030231	A-GB5781-86-135	Tie rods 0.5 - 1.5 HP	1
	3023030206	A-GB5781-86-155	Tie rods 2 HP	1
	3023030232	A-GB5781-86-180	Tie rods 2.5 - 3 HP	1
21	3023030343	C-RTJB050M	Rotor 0.50	1
	3023030344	C-RTJB075M	Rotor 0.75	1
	3023030345	C-RTJB100M	Rotor 1	1
	3023030346	C-RTJB150M	Rotor 1.50	1
	3023030347	C-RTJB200M	Rotor 2	1
	3023030348	C-RTJB250M	Rotor 2.50	1
	3023030349	C-RTJB300M	Rotor 3	1
22	3023030205	C-RL-6202	Rear bearing 0.5 - 1.5 HP	1
	3023030207	6203-AC	Bearing 6203-MCB	1
23	3023030204	A-R-COMP-6202	Compensation washer 0.5 - 1.5 HP	1
	3023030235	A-R-COMP-6203	Compensation washer 2- 3 HP	1
24	3023030203	B-B227-07-71	Rear Flange 0.5 - 1.5 HP	1
	3023030236	C-B227-07-80	Rear Flange 2 - 3 HP	1
25	3023030237	C-B226-07-71	Fan 0,5 - 1.5 HP	1
	3023030032	C-B240-11-80	Fan 2 - 3 HP	1
26	3023030033	A-B240-12	Fan fixing	1
27	3023030034	C-B170-07-71	Fan cover 0.5 - 1.5 HP	1
	3023030035	C-B168-15-80	Fan cover 2 - 3 HP	1
28	3023030238	A-GB5781-86-60	Screw	1
29	3023030350	A-B526-25N	Washer	1
30	3023030351	A-OR-6-2	O-ring D6*2	1
31	3023030036	C-B526-01	Pump Flange	1
32	3023030301	B-OR-208-6	O-ring d208*6	1
33	3023030039	C-GM-16	Mechanical seal	1
34	3023030040	C-TMPG50M	Impeller 0.50 HP	1
	3023030042	C-TMPG75m	Impeller 0.75 HP	1
	3023030044	C-TMPG100M	Impeller 1 HP	1
	3023030046	C-TMPG150M	Impeller 1.50 HP	1
	3023030048	C-TMPG200M	Impeller 2 HP	1
	3023030050	C-TMPG250M	Impeller 2.50 HP	1
	3023030052	C-TMPG300M	Impeller 3 HP	1
35	3023030057	C-B526-04	Turbine flange	1
36	3023030352	A-OR-48.8-3.1	O-ring D48.8*3.1	1
37	3023030426	C-B610-01	PPG Pump body	1
38	3023030063	A-OR-62-4.5	Coupling O-ring d62*4.5	1
39	3023030062	600934	Glue-on couplings 50	1
	3023030061	600936	Glue-on couplings 63	1
40	3023030241	600929	Union nut	1
41	3023030428	C-B460-04	Press cover	1
42	3023030427	C-B460-05	Transparent cover	1
43	3023030242	A-OR-167.4-6.3	O'ring d167.4*6.3	1
44	3023030199	C-B526-06	Filter basket	1

PPG PUMP MONO (CONT)

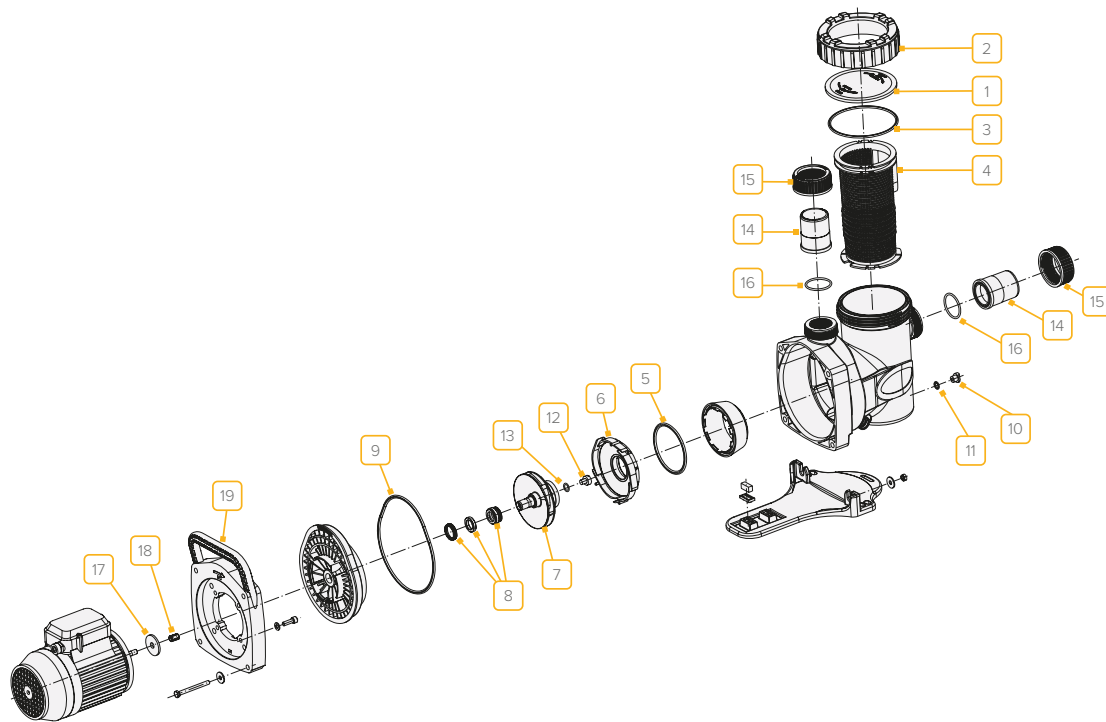
N°	GC CODE	REF	DESCRIPTION	QTY
45	3023030064	A-B526-18	Drain plug	1
46	3023030306	A-OR-11,2-2,4	O'ring d11,2*2,4	1
47	3023030065	A-B526-23	Buffer 0.5 - 1.5 HP	1
	3023030066	A-B526-22	Buffer 2 - 3 HP	1
48	3023030067	C-B526-07	Base	1
	3023030353	C-B526-07B	Base 2HP - 3HP	1
49	3023030243	A-GB5781-86-70	Screw	1

PPG PUMP TRI



N°	GC CODE	REF	DESCRIPTION	QTY
1	3023030217	A-GB848-85-16	Screw ST3.5*16	1
2	3023030214	C-B227-09-01	Terminal board cover 0.5 - 1.5 HP	1
	3023030218	C-B312-08-01	Terminal board cover 2 - 3 HP	1
3	3023030213	A-OR-120-2	Terminal board O-ring 0.5 -1.5 HP	1
	3023030219	A-OR-135-2,4	Terminal board O-ring 2 - 3 HP	1
4	3023030317	A-GB848-85-13	Bolt ST3.5*13	1
5	3023030215	A-B258-03	Cable clamp	1
6	3023030220	A-B263-0304-6	Connection Pole	1
7	3023030197	C-B227-09-02	Case 0.5 - 1.5 HP	1
	3023030221	C-B312-08-02	Case 2 - 3 HP	1
8	3023030201	A-GB9074.1-88	Screw	1
9	3023030210	A-B227-08	Seat seal 0.5 - 1.5 HP	1
	3023030222	A-B170-05	Seat Seal 2 - 3 HP	1
10	3023030334	A-JOINT-14-26	Retaining ring d14*26	1
11	3023030209	A-VR-13-28	Shaft washer d13*28	1
12	3023030225	C-B526-11	Front flange 0.5 - 1.5 HP	1
	3023030226	C-B526-12	Front flange 2 - 3 HP	1
13	3023030227	A-GB95-85-6	Washer	1
14	3023030228	A-B526-11	Screw	1
15	3023030354	STAT-MJ050T	Stator 0.50 HP Tri	1
	3023030355	STAT-MJ075T	Stator 0.75 HP Tri	1
	3023030356	STAT-MJ100T	Stator 1 HP Tri	1
	3023030357	STAT-MJ150T	Stator 1.50 HP Tri	1
	3023030358	STAT-MJ200T	Stator 2 HP Tri	1
	3023030359	STAT-MJ250T	Stator 2.50 HP Tri	1
	3023030360	STAT-MJ300T	Stator 3 HP Tri	1
16	3023030207	6203-AC	Bearing 6203-MCB	1
	3023030230	C-RL-6204	Front bearing 2 - 3 HP	1
17	On Demand		Key	
18	3023030231	A-GB5781-86-135	Tie rods 0.5 - 1.5 HP	1
	3023030206	A-GB5781-86-155	Tie rods 2 HP	1

SPECK BADU SUPERPRO

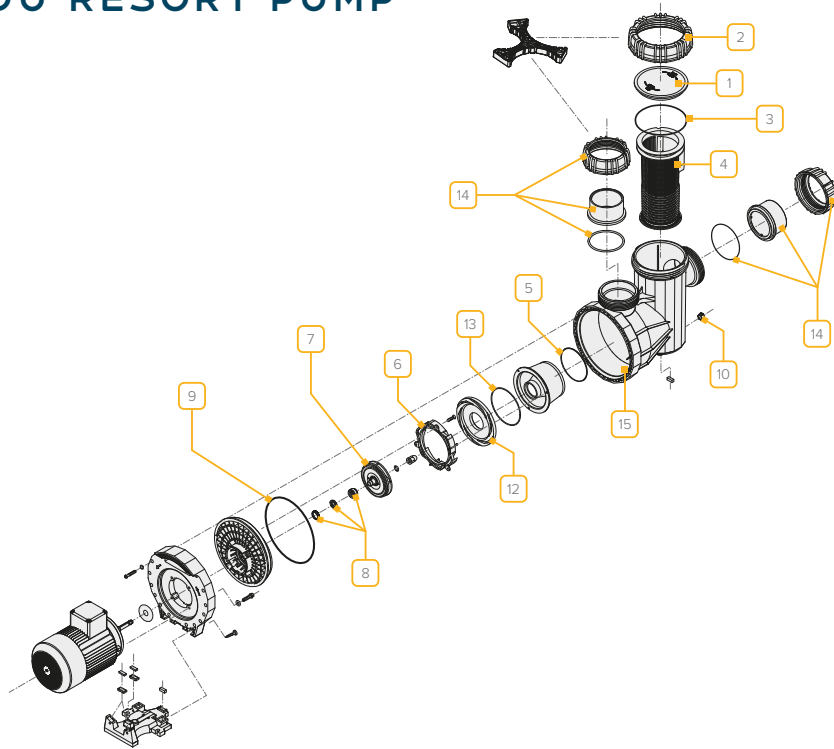


N°	GC CODE	REF	DESCRIPTION	QTY
1	6482240045		Lid	
2	6482240042		Clamp	
3	6482240055		Lid O-ring	
4	6482241068		Strainer basket	
5	6482240279		SuperPro 8 - 14 diffuser O-ring	
5	6482240137		SuperPro 19 - 40 diffuser O-ring	
6	6482240149		SuperPro 8 - 14 diffuser	
6	6482240151		SuperPro 19 diffuser	
6	6482240164		SuperPro 23 diffuser	
6	6482240169		SuperPro 29 - 33 diffuser	
6	6482240175		SuperPro 40 diffuser	
7	6482240192		SuperPro 8 impeller	
7	6482240197		SuperPro 11 impeller	
7	6482240203		SuperPro 14 impeller	
7	6482240205		SuperPro 19 impeller	
7	6482240206		SuperPro 23 impeller	
7	6482240214		SuperPro 29 impeller	
7	6482240219		SuperPro 33 impeller	
7	6482240223		SuperPro 40 impeller	
8	6482240301		SuperPro 8 - 19 seal	
8	6482240307		SuperPro 23 - 40 seal	
9	6482240353		Body O-ring	
10	6482240082		Drain plug	
11	6282070062		Drain plug O-ring	
12	6482240241		Impeller hub cap	
13	6482240247		Impeller hub cap O-ring	
14	6482240024		Glue socket 50 mm	
14	6482240013		Glue socket 63 mm	
14	6482240025		Glue socket 1.5"	
14	6482240029		Glue socket 2"	

SPECK BADU SUPERPRO (CONT)

N°	GC CODE	REF	DESCRIPTION	QTY
15	6482240026		Union nut 50 mm / 1.5"	
15	6482240030		Union nut 63 mm / 2"	
16	6282072749		Connection O-ring 50 mm / 1.5"	
16	6482240027		Connection O-ring 63 mm / 2"	
17	6482240130		Splash ring (except SuperPro 33 1 phase)	
17	6482240131		SuperPro 33 1 phase splash ring	
18	6482240611		Star ring	
19	6482240630		Handle bracket	

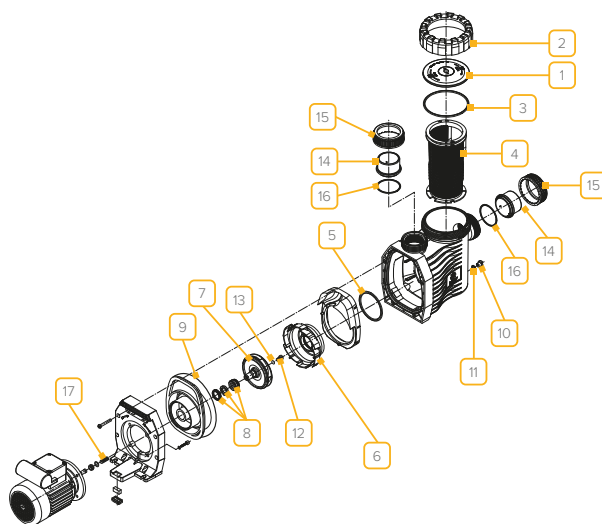
SPECK BADU RESORT PUMP



N°	GC CODE	REF	DESCRIPTION	QTY
1	6482241044		Transparent lid	
2	6482241046		Clamp ring for lid	
3	6482241053		Lid O-ring - 175 x 6.5 mm	
4	6482241066		Strainer basket	
5	6482241137		Diffuser O-ring 123.19 x 5.33 mm	
6	6482241145		Resort 30 - 55 diffuser (ø = 60 mm)	
6	6482241147		Resort 60 - 80 diffuser (ø = 90 mm)	
6	6482241149		Resort 110 diffuser (ø = 110 mm)	
7	6482241191		Resort 30 impeller (ø = 110 mm)	
7	6482241193		Resort 40 impeller (ø = 121 mm)	
7	6482241195		Resort 45 impeller (ø = 128 mm)	
7	6482241197		Resort 50 impeller (ø = 133 mm)	
7	6482241199		Resort 55 impeller (ø = 140 mm)	
7	6265067045		Resort 60 impeller (ø = 117.5 mm)	
7	6482241203		Resort 70 impeller (ø = 122.5 mm)	
7	6482241205		Resort 80 impeller (ø = 127 mm)	
8	6265067055		Seal (ø = 20 mm)	
8	6482241348		Body O-ring 265 x 6 mm	
10	6482240083		Yellow drain cap with gasket	
12	6482241151		Resort 30 - 55 diffuser cover disk	
13	6482241153		Resort 30 - 55 diffuser cover disk O-ring - 145 x 2.5 mm	
14	6482241008		Resort 30 connection set - 75 mm	
14	6482241010		Resort 40 & 45 connection set - 90 mm	
14	6482241012		Resort 50 - 110 connection set - 110 mm	
15	6482241074		Resort 30 - 45 blue body - 90 mm	
15	6482241075		Resort 50 - 110 blue body - 110 mm	
	6482241215		Fan cowl Resort 30	
	6482241216		Fan cowl Resort 40	
	6482241217		Fan cowl Resort 45, 50, 60, 70	
	6482241218		Fan cowl Resort 55 - 80	
	6482241219		Fan cowl Resort 110	

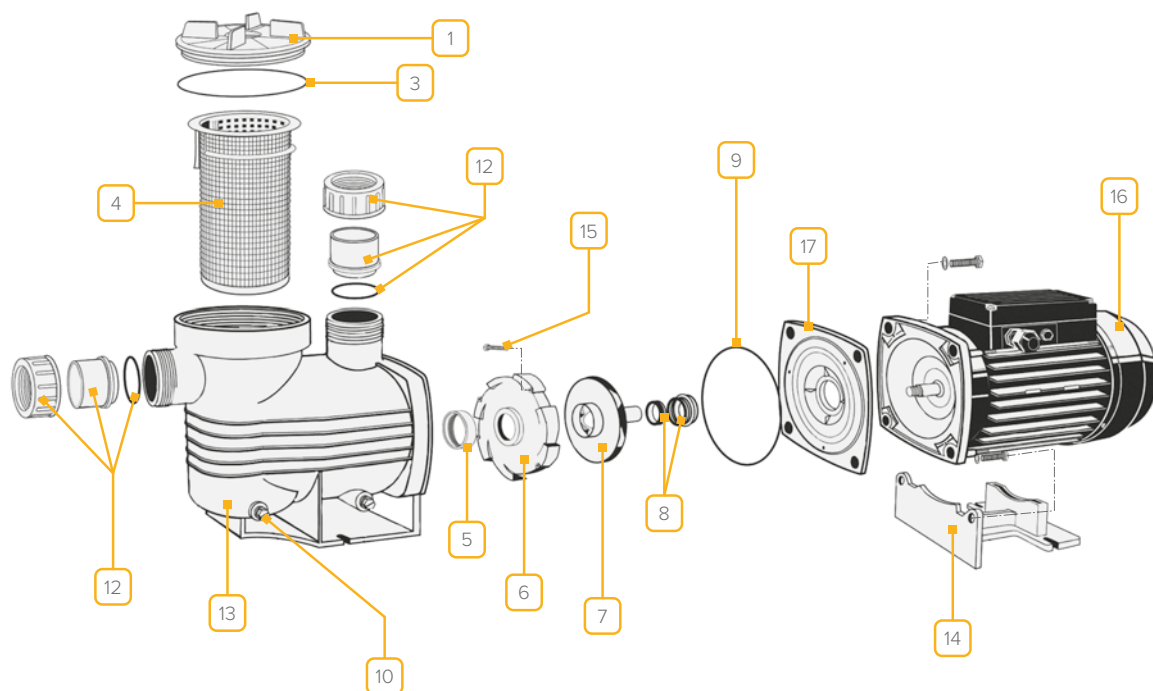
Connection set contains: 2 x O-ring, glue socket and union nut for glue socket.

SPECK BADU GAMMA PUMP



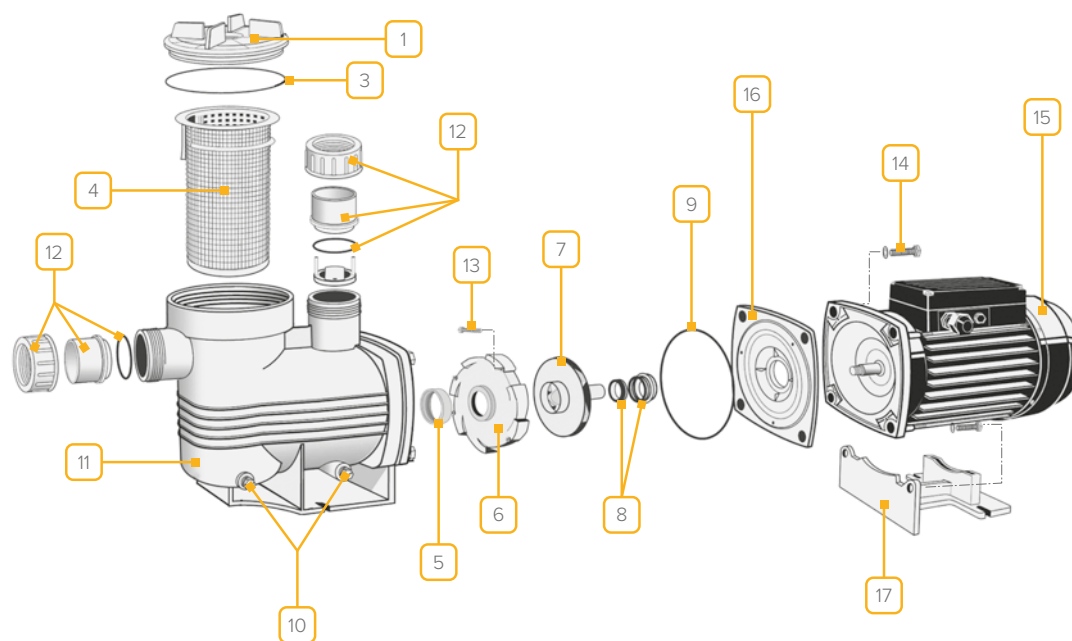
N°	GC CODE	REF	DESCRIPTION	QTY
1	6482240046		Lid	
2	6482240040		Clamp	
3	6482240055		Lid O-ring	
4	6482241068		Strainer basket	
5	6482240137		Diffuser O-ring	
6	6482240152		Gamma 7 - 15 diffuser	
6	6482240169		Gamma 20 - 32 diffuser	
7	6482240193		Gamma 7 impeller	
7	6482240196		Gamma 11 impeller	
7	6482240202		Gamma 15 impeller	
7	6482240209		Gamma 20 impeller	
7	6482240218		Gamma 23 impeller	
7	6482240220		Gamma 29 impeller	
7	6482240221		Gamma 32 impeller	
8	6482240301		Gamma 7 - 15 seal ($\varnothing = 14\text{mm}$)	
8	6265067055		Gamma 20 - 32 seal ($\varnothing = 20\text{mm}$)	
9	6482240348		Body O-ring	
10	6482240082		Drain plug	
11	6282070062		Drain plug O-ring	
12	6482240240		Gamma 7 - 15 impeller hub cap	
12	6482240241		Gamma 20 - 32 impeller hub cap	
13	6482240246		Gamma 7 - 15 hub cap O-ring	
13	6482240247		Gamma 20 - 32 hub cap O-ring	
14	6482240011		Gamma 7 glue socket - 50 mm (April 2018 onwards)	
14	6482240012		Gamma 7 glue socket - 50 mm (pre April 2018)	
14	6482240014		Gamma 11 glue socket - 63 mm	
14	6482240013		Gamma 15 - 23 glue socket - 63 mm	
14	6482240015		Gamma 29 - 32 glue socket - 63/75 mm	
15	6282072775		Union nut	
16	6282074036		Connection O-ring	
17	6482240608		Gamma 7 - 15 star ring	
17	6482240611		Gamma 20 - 29 star ring	
17	6482240617		Gamma 32 star ring	
	6482240572		Fan cowl Gamma 7 - 23	
	6482240573		Fan cowl Gamma 29 - 32 1-ph	
	6482240574		Fan cowl Gamma 29 - 32 3-ph	

WATERCO AQUAMITE PUMP



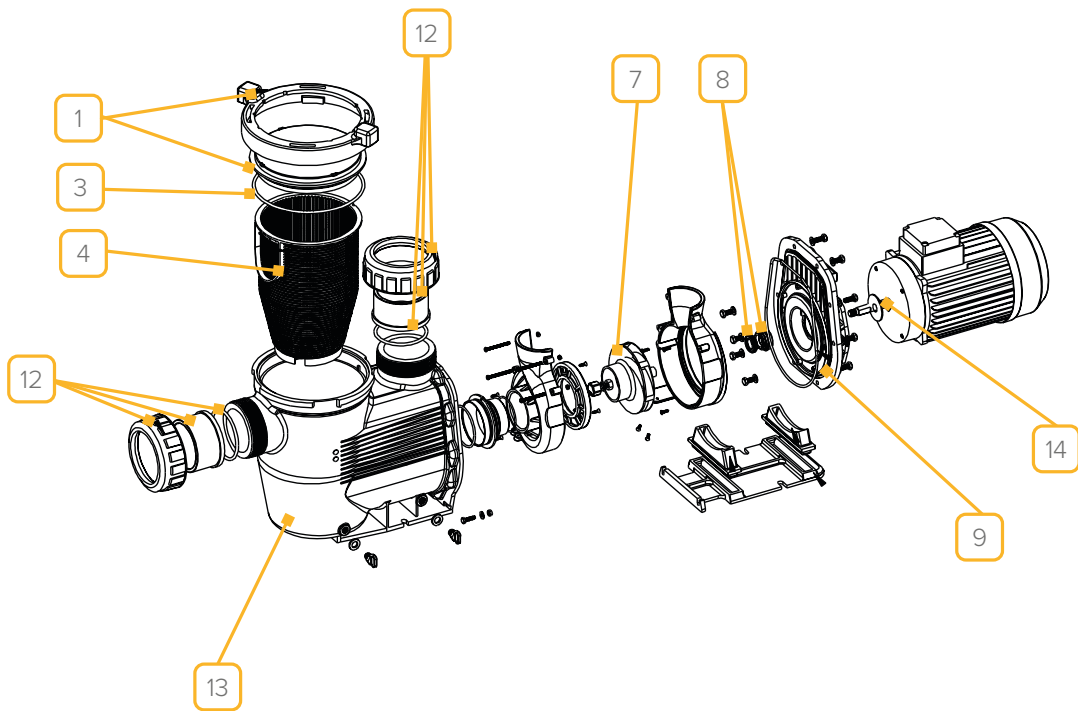
N°	GC CODE	REF	DESCRIPTION	QTY
1	6497240044		Lid	
3	6497240053		Lid O-ring	
4	6497240066		Basket	
5	6497240137		Diffuser gasket	
6	6497240149		Diffuser	
7	6497240190		Impeller - 0.33 hp	
7	6497240196		Impeller - 0.5 hp	
7	6497240201		Impeller - 0.75 hp	
8	6497240300		Seal	
9	6497240348		Body O-ring	
10	6497240082		Drain plug	
12	6497240003		European metric half union - 50 mm	
13	6497240004		Imperial half union - 1 1/2"	
14	6497240074		Body	
16	6497240100		Foot	
17	6497240571		Fan cowl	
N/A	6497340360		Adaptor plate	
N/A	6497240104		Foot insert 0.75 - 1.25 hp	
N/A	6497240020		Lid tool	
N/A	6497240269		Brass shim (while stocks last)	
N/A	6497240366		Motor slinger	
N/A	6497240470		Capacitor - 0.5 hp	
N/A	6497240479		Capacitor (to suit 71 frame motor) 0.75 hp 20 MF	

WATERCO SUPASTREAM PUMP



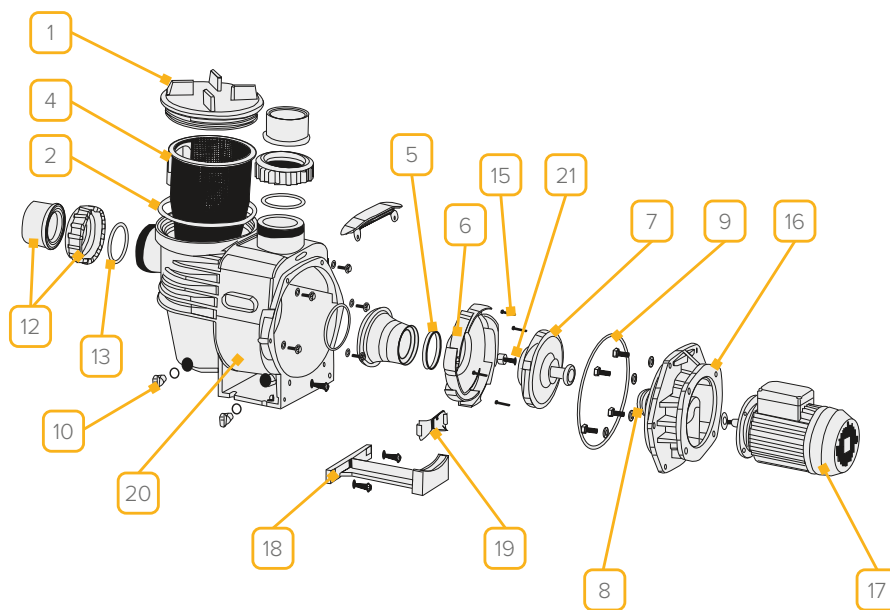
N°	GC CODE	REF	DESCRIPTION	QTY
1	6497240046		Lid	
3	6497240054		Lid O-ring	
4	6497240067		Basket	
5	6497240137		Diffuser gasket	
6	6497240149		Diffuser	
7	6497240196		Impeller - 0.5hp	
7	6497240202		Impeller - 0.75hp	
7	6497240208		Impeller - 1hp	
7	6497240213		Impeller - 1.5hp	
8	6497240300		Seal	
9	6497240348		Body O-ring	
10	6497240082		Drain plug	
11	6497240075		Body	
12	6497240003		European metric half union - 50mm	
12	6497240004		Imperial half union - 1 1/2"	
15	6497240575		Fan cowl	
16	6497240360		Adaptor plate	
17	6497240100		Foot	
	6497240020		Lid tool	
	6497240104		Foot insert 0.75 - 1.25hp	
	6497240269		Brass shim (while stocks last)	
	6497240366		Motor slinger	
	6497240470		Supastream 50 capacitor	
	6497240479		Capacitor (to suit 71 frame motor) 0.75 - 1hp 20 MF	
	6497240491		Capacitor (to suit 80 frame motor) 1.5 - 2.5hp 25 MF	

WATERCO HYDROSTAR PUMP



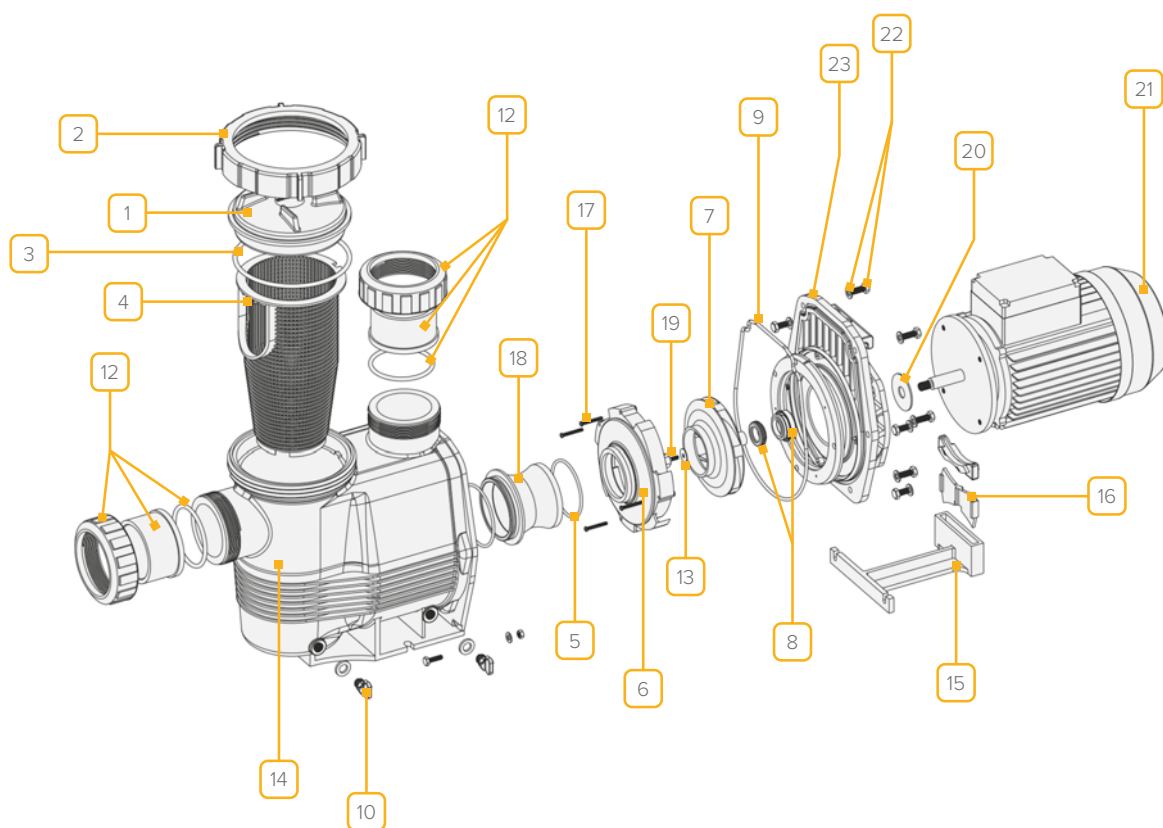
N°	GC CODE	REF	DESCRIPTION	QTY
1	6497240051		Lid & lock ring	
3	6497240057		Lid O-ring	
4	6497240070		Pump basket - Mk 3 only	
7	6497240232		Impeller - 4 hp (Mk 3 & Mk 2)	
7	6497240235		Impeller - 5 hp (Mk 3 & Mk 2)	
7	6497240242		Impeller - 6 hp (Mk 3 & Mk 2)	
7	6497240248		Impeller - 7 hp (Mk 3 & Mk 2)	
8	6497240300		Seal	
9	6497240353		Body O-ring	
12	6497240007		European metric half union - 90 mm	
12	6497240008		Imperial half union - 3"	
13	6497240078		Body	
14	6497240367		Motor slinger	

WATERCO HYDROSTORM PUMP



N°	GC CODE	REF	DESCRIPTION	QTY
	6497240047		Lid	
	6497240055		Lid O-ring	
	6497240068		Basket	
	6497240138		Diffuser gasket	
	6497240139		Diffuser O-ring – 3.5 hp	
	6497240150		Diffuser – 1.5 – 2.5 hp	
	6497240166		Diffuser – 3 hp	
	6497240214		Impeller – 1.5 hp	
	6497240217		Impeller – 2 hp	
	6497240223		Impeller – 2.5 hp	
	6497240226		Impeller – 3 hp	
	6497240300		Seal	
	6497240350		Body O-ring	
	6497240084		Drain plug	
	6497240005		Half union – 2"	
	6497240010		Half union O-ring 2"/63mm	
	6497240169		Diffuser screw (pack of 4)	
	6497240360		Motor adaptor	
	6497240380		Mounting bracket bolt – M8 x 20 hex set stainless steel 304 (pack of 6)	
	6497240575		Fan cowl 0.75 hp – 1.25 hp	
	6497240577		Fan cowl 1.5 hp – 2.5 hp	
	6497240101		Foot	
	6497240020		Lid tool	
	6497240105		Foot insert	
	6497240076		Body	
	6497240180		Impeller retaining screw	
	6497240491		Capacitor (to suit 80 frame motor) 1.5 hp – 2.5 hp 25 MF	

WATERCO HYDROSTORM PLUS PUMP



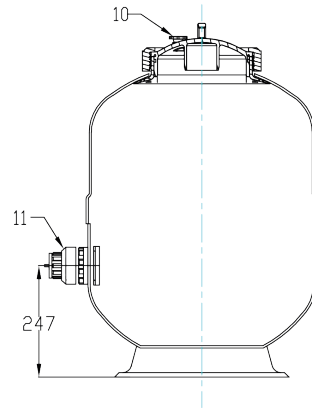
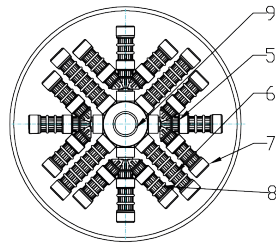
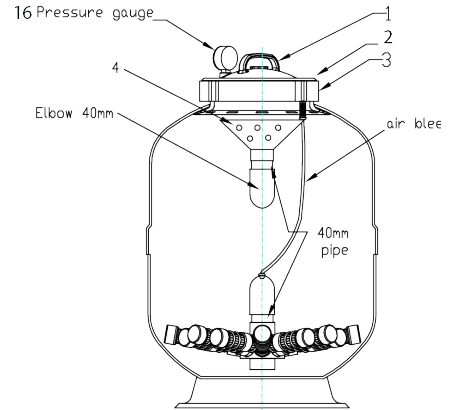
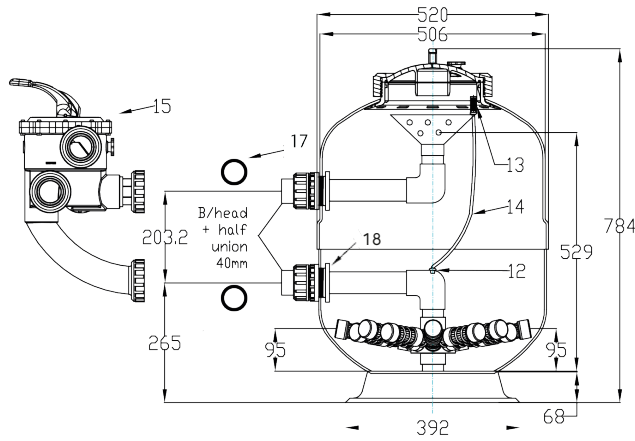
N°	GC CODE	REF	DESCRIPTION	QTY
	6497240048		Lid	
	6497240040		Lid lock ring	
	6497240058		Lid O-ring	
	6497240069		Basket	
	6497240139		Diffuser O-ring – 3 – 4 hp	
	6497240166		Diffuser – 4 hp	
	6497240229		Impeller – 3.5 hp	
	6497240300		Seal	
	6497240351		Body O-ring	
	6497240084		Drain plug	
	6497240006		Half union – 2 ½"/75mm	
	6497240036		Fibre washer ¼" x ⅝" x 1/32"	
	6497240077		Body	
	6497240101		Foot	
	6497240105		Foot insert	
	6497240172		Suction nozzle	
	6497240180		Impeller retaining screw	
	6497240367		Motor slinger	
	6497240579		Fan cowl	
	6497240380		Mounting bracket bolt – M8 x 20 hex set stainless steel 304 (pack of 6)	
	6497240361		Motor adaptor	

06

FILTERS

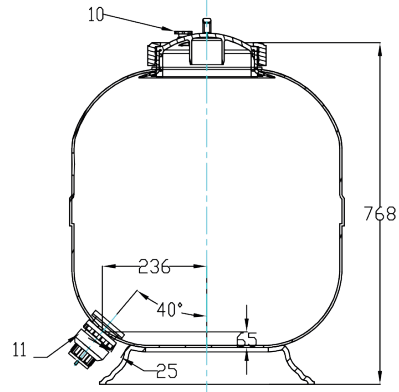
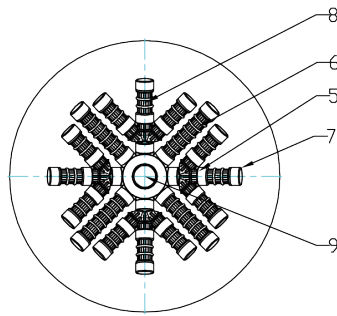
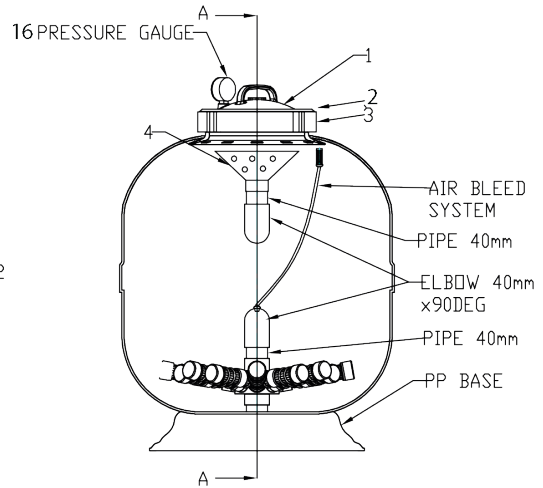
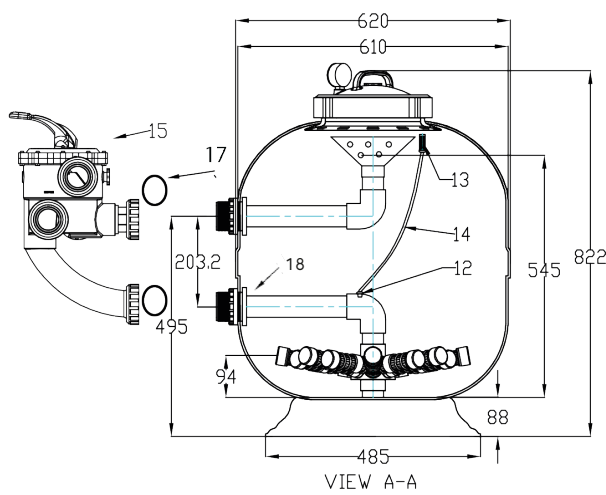
Winn

PPG FILTER DELUXE 20"



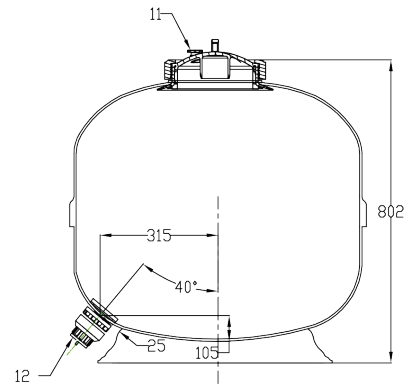
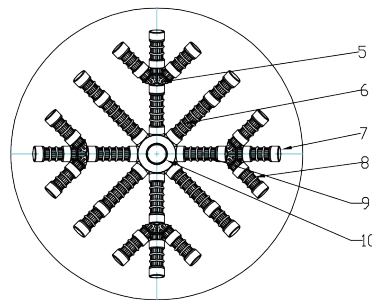
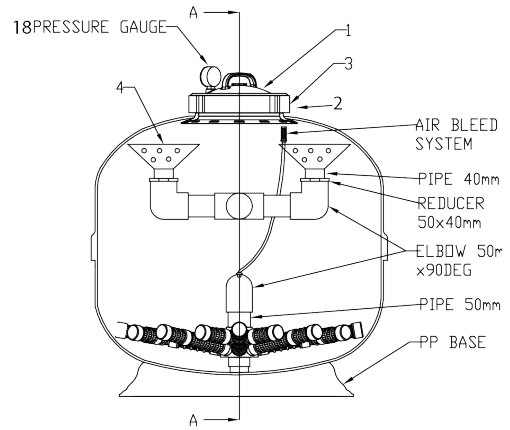
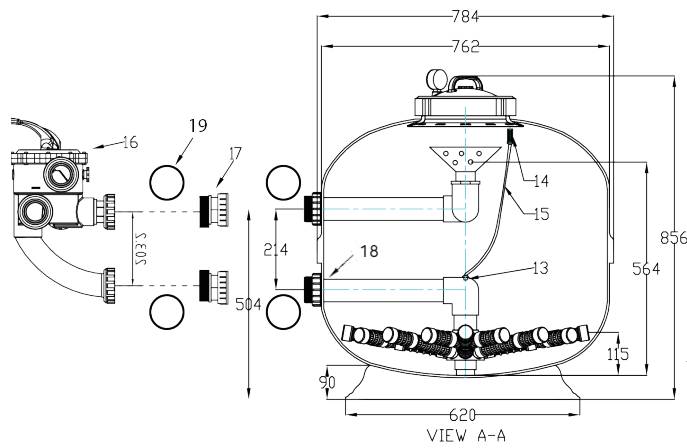
N°	GC CODE	REF	DESCRIPTION	QTY
1	6597250093	6209291	Filter lid 8" clear	1
	3073010090	6209295	Filter lid 10" clear	
2	6597250101	62026	T/l o ring	1
	3073000163	W02933	T/l o-ring 10"	
3	6597250097	62024BLK	Lock ring for 8" lid	1
	3073010091	620196	Lock ring for 10" lid	
4	6597250118	W02066	Funnel/rose distributor	1
5	6597250408	6209226	Lateral ext. Arm short assy	1
6	6597250380	W02113PP	Lateral waterco 145mm	1
7	6597250403	W02117PP	Lateral end cap	1
8	6597250374	W02111PP	Lateral 75mm	1
9	6597250416	W02115	Manifold waterco 40mm	1
10	6652850165	620221	Air relief valve	1
11	6597250435	W04058BLK	Drain plug 40mm complete	1
	6552250232	6013	1.5" Bulkhead fit (plus nut)	1
	6552250260	W02268HGB (6015)	1.5" Bulkhead gasket (2 per bag)	2
12	6597250033	95251	Gulfstream plug	1
13	6597250030	W02289	Air relief tube screen	1
14	3073000013	W02549	R/l moulded airbleed 500mm	1
15	1605858015	2290422	Ppg deluxe filter 20" & 24" - MPV	1
	6552250294	121558	20/24" Swept elbow pipe set	1
16	1600867005	621612	Pressure gauge 2,5bar ppg deluxe filter	1
17	3073000101	6026	O-ring pipeset PPG filter deluxe 20/24"	2
18	6552250232	6013	1.5" Bulkhead fit (plus nut)	2

PPG FILTER DELUXE 24"



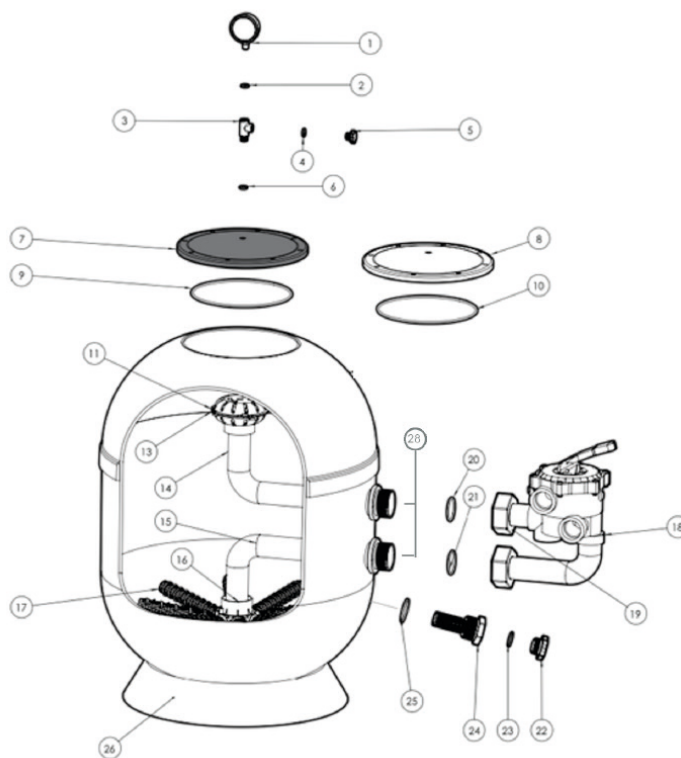
N°	GC CODE	REF	DESCRIPTION	QTY
1	6597250093	6209291	Filter lid 8" clear	1
	3073010090	6209295	Filter lid 10" clear	
2	6597250101	62026	T/I o ring	1
	3073000163	W02933	T/I o-ring 10"	
3	6597250097	62024BLK	Lock ring for 8" lid	1
	3073010091	620196	Lock ring for 10" lid	
4	6597250118	W02066	Funnel/rose distributor	1
5	6597250408	6209226	Lateral ext. Arm short assy	2
6	6597250380	W02113PP	Lateral waterco 145mm	1
7	6597250403	W02117PP	Lateral end cap	16
8	6597250374	W02111PP	Lateral 75mm	12
9	6597250416	W02115	Manifold waterco 40mm	1
10	6652850165	620221	Air relief valve	1
11	6597250435	W04058BLK	Drain plug 40mm complete	1
	6552250232	6013	1.5" Bulkhead fit (plus nut)	2
	6552250260	W02268HBG (6015)	1.5" Bulkhead gasket (2 per bag)	2
12	6597250033	95251	Gulfstream plug	1
13	6597250030	W02289	Air relief tube screen	1
14	3073000013	W02549	R/I moulded airbleed 500mm	1
	6552250294	121558	20/24" Swept elbow pipe set	1
16	1600867005	621612	Pressure gauge 2.5 bar PPG Deluxe filter	1
17	3073000101	6026	O-ring pipeset PPG Filter Deluxe 20/24"	2
18	6552250232	6013	1.5" Bulkhead fit (plus nut)	2

PPG FILTER DELUXE 30"



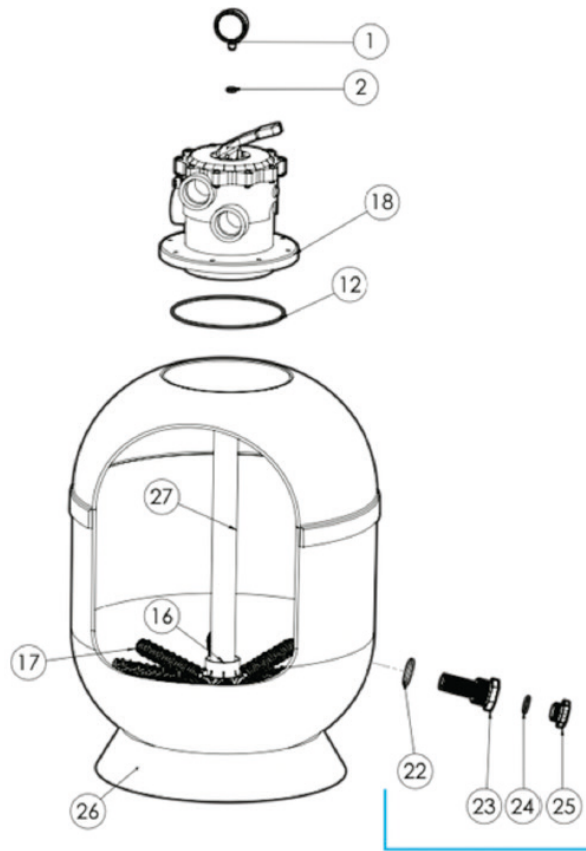
N°	GC CODE	REF	DESCRIPTION	QTY
1	6597250093	6209291	Filter lid 8" clear	1
	3073010090	6209295	Filter lid 10" clear	
2	6597250101	62026	T/I o ring	1
	3073000163	W02933	T/I o-ring 10"	
3	6597250097	62024BLK	Lock ring for 8" lid	1
	3073010091	620196	Lock ring for 10" lid	
4	6597250118	W02066	Funnel/rose distributor	1
5	6597250408	6209226	Lateral ext. Arm short assy	1
6	6597250380	W02113PP	Lateral waterco 145mm	1
7	6597250403	W02117PP	Lateral end cap	1
8	6597250374	W02111PP	Lateral 75mm	1
9	6597250375	W02112PP	Lateral 110mm	1
10	6597250416	W02115	Manifold waterco 40mm	1
11	6652850165	620221	Air relief valve	1
12	6597250435	W04058BLK	Drain plug 40mm complete	1
	6552250236	6014	2" Bulkhead fit (plus nut)	1
	6552250262	6016	2" Bulkhead gasket (2 per bag)	2
	6597250230	W02272BLK	Bulkhead threaded body 40	1
13	6597250033	95251	Gulfstream plug	1
14	6597250030	W02289	Air relief tube screen	1
15	3073000013	W02549	R/I moulded airbleed 500mm	1
16	1605858020	2290512CERT	PPG deluxe filter 30" - MPV (Discount group L)	1
	6552250285	1215590	30" Lacron tank pipe set	1
17	3073000018	W2259	Offset adaptor (pipe set)	1
18	6552250232	6013	1,5" Bulkhead fit (plus nut)	2
19	6552250169	6005	Flat gasket pipe set PPG Filter Deluxe 30"	4

BLUE OCEAN - PPG FILTER SIDE / SIDE PLUS



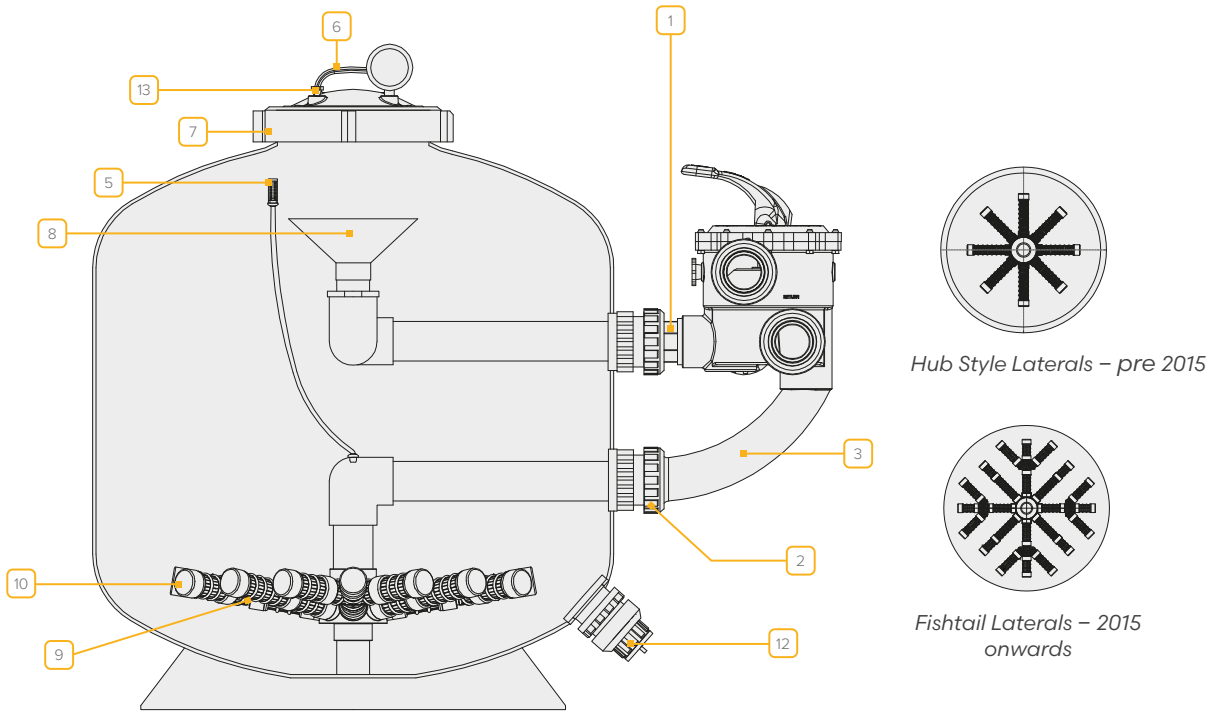
N°	GC CODE	REF	DESCRIPTION
1	3073000123	REP.FD.0001	Pressure gauge
2	3073000124	REP.FD.0007	Pressure o-ring for gauge, air release plug & t-piece
3	3073000125	REP.INY.0001	Pressure gauge t-piece
5	3073000126	REP.INY.0002	Air release plug
8	3073000127	REP.INY.0105	Methacrylate clear cover
10	3073000128	REP.FD.0038	Lid o-ring
11	3073000130	REP.INY.0004	Diffuser
13	3073000132	ADP.IPT.0008	Air nozzle
16	3073000133	ADP.IPT.0034	Collector 1.5"
16	3073000134	ADP.IPT.0035	Collector 2"
17	3073000158	ADP.IPT.0029	400 Lateral 115mm
17	3073000159	ADP.IPT.0030	510 Lateral 126mm
17	3073000160	ADP.IPT.0031	620 Lateral 148mm
17	3073000161	ADP.IPT.0032	680-750 Lateral 185mm
17	3073000162	ADP.IPT.0033	900 Lateral 223mm
18	3073000136	ADP.ACC.0014	Multiport valve 1.5" (new version)
18	3073000137	ADP.ACC.0016	Multiport valve 2" (new version)
19	3073000140	ADP.ACC.0015	Union nut 1.5" - Set of 2
19	3073000141	ADP.ACC.0017	Union nut 2" - set of 2
20	3073000142	REP.FD.0006	Union o-ring 1.5 - 2" External - set of 2
21	3073000143	REP.FD.0042	Union o-ring 1.5 - 2" Internal - set of 2
22-25	3073000144	REP.INY.0006	Drain set
26	3073000145	REP.FD.0011	Base 400
26	3073000146	REP.FD.0012	Base 510
26	3073000147	REP.FD.0013	Base 620
26	3073000148	REP.FD.0014	Base 680
26	3073000149	REP.FD.0015	Base 750
26	3073000150	REP.FD.0016	Base 900
	3073000166	REP.FD.0046	Manometer complete kit (manometer, t-piece & o-rings)
28	3073000151	REP.INY.0005	Bulkhead fitting 2"

BLUE OCEAN - PPG FILTER TOP



N°	GC CODE	REF	DESCRIPTION
1	3073000123	REP.FD.0001	Pressure gauge
2	3073000124	REP.FD.0007	Pressure O-ring for gauge, air release plug & T-piece
3	3073000125	REP.INY.0001	Pressure gauge T-piece
5	3073000126	REP.INY.0002	Air release plug
8	3073000127	REP.INY.0105	Methacrylate clear cover
12	3073000131	REP.FD.0017	Mpv O-ring
13	3073000132	ADP.IPT.0008	Air nozzle
16	3073000135	ADP.IPT.0036	Collector 1.5"
17	3073000158	ADP.IPT.0029	400 Lateral 115mm
17	3073000159	ADP.IPT.0030	510 Lateral 126mm
17	3073000160	ADP.IPT.0031	620 Lateral 148mm
17	3073000161	ADP.IPT.0032	680-750 Lateral 185mm
17	3073000162	ADP.IPT.0033	900 Lateral 223mm
18	3073000138	ADP.ACC.0025	Multiport valve 1.5"
18	3073000139	ADP.ACC.0037	Multiport valve 2"
22-25	3073000144	REP.INY.0006	Drain set
26	3073000145	REP.FD.0011	Base 400
26	3073000146	REP.FD.0012	Base 510
26	3073000147	REP.FD.0013	Base 620
26	3073000148	REP.FD.0014	Base 680
26	3073000149	REP.FD.0015	Base 750
26	3073000150	REP.FD.0016	Base 900
	3073000166	REP.FD.0046	Manometer complete kit (manometer, T-piece & O-rings)
	3073000139	ADP.ACC.0037	Multiport valve 2"

WATERCO MICRON BOBBIN WOUND SIDE MOUNT FILTER

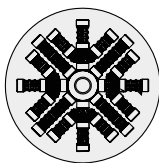


HUB STYLE LATERAL ARRANGEMENT


Model	Manifold	Laterals				Lateral End	
		75 mm	110 mm	145 mm	200 mm	Cap (Female)	Plug (Male)
SM500	50 mm/1½"	N/A	N/A	8	N/A	8	N/A
SM600	50 mm/1½"	8	8	N/A	N/A	8	N/A
SM700	63 mm/2"	N/A	N/A	N/A	8	8	N/A
SM750	63 mm/2"	8	N/A	8	N/A	8	N/A
SM900	63 mm/2"	8	N/A	N/A	8	8	N/A

FISHTAIL LATERAL ARRANGEMENT


Model	Manifold	Laterals				Lateral End Cap	Lateral Extension Arm Assembly	
		75 mm	110 mm	145 mm	200 mm		Short	Long
SM500	50 mm/1½"	12	N/A	4	N/A	16	4	N/A
SM600	50 mm/1½"	16	4	N/A	N/A	16	N/A	4
SM700	63 mm/2"	8	4	N/A	4	16	N/A	4
SM750	63 mm/2"	8	12	4	N/A	16	4	N/A
SM900	63 mm/2"	8	N/A	12	4	16	4	N/A




SM500 Laterals




SM600 Laterals



SM700 Laterals



SM750 Laterals



SM900 Laterals

WATERCO SIDE MOUNT FILTER

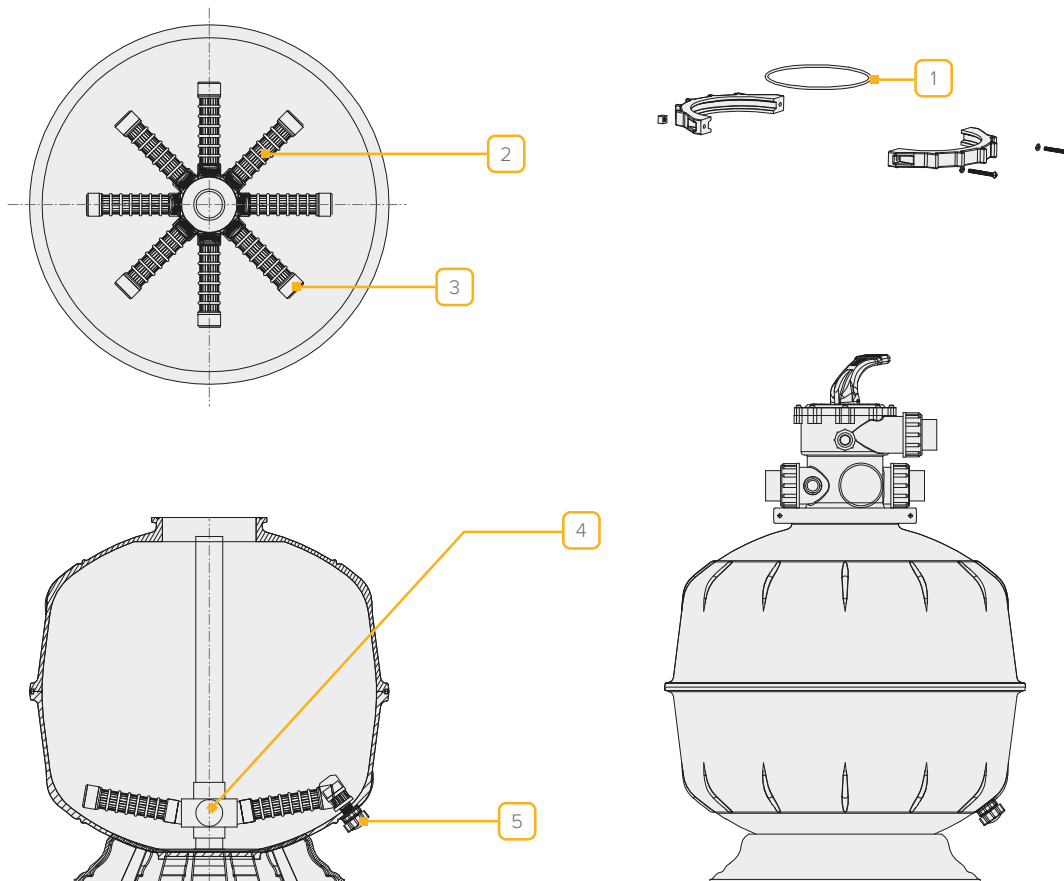
MICRON BOBBIN WOUND SM500 & SM600

N°	GC CODE	REF	DESCRIPTION
N/A	6552250117		Union O-ring - 1½"
N/A	6552250142		Union Adaptor - 1½"
1	6597250141		Threaded fitting
N/A	6552250260		Bulkhead gasket - 1½" (per pair)
1-3	6552250294		Threaded sweep elbow kit - 1½" (O-ring version)
2	6597250140		Union nut - 1½"
5	6597250030		Air bleed tube screen
6	6597250093		Side mount lid - 8"
7	6597250097		Lock ring for lid - 8"
N/A	6597250101		Side mount top lid O-ring - 8"
8	6597250118		Rose only - 8"
N/A	6597250230		Bulkhead threaded body - 1½"
9	6597250374		Threaded lateral - 75 mm
9	6597250375		Threaded lateral - 110 mm
9	6597250380		Threaded lateral - 145 mm
10	6597250403		Threaded lateral cap
N/A	6597250407		Fishtail lateral extension long arm assembly
N/A	6597250408		Fishtail lateral extension short arm assembly
N/A	6597250416		Fishtail manifold threaded - 1½"
12	6597250435		Drain plug - 40 mm
13	6652850165		Air release valve

MICRON BOBBIN WOUND SM700, SM750 & SM900

N°	GC CODE	REF	DESCRIPTION
N/A	6497240005		Half union, nut & O-ring - 2"
N/A	6497240010		Union O-ring - 2"
N/A	6552250262		Bulkhead gasket - 2" (per pair)
1-3	6597250284		Threaded sweep elbow kit - 2" (O-ring version)
2	6597250145		Union nut - 2"
5	6597250030		Air bleed tube screen
6	6597250093		Side mount lid - 8"
7	6597250097		Lock ring for lid - 8"
N/A	6597250101		Side mount top lid O-ring - 8"
8	6597250118		Rose only - 8"
N/A	6597250236		Bulkhead threaded body - 2"
9	6597250374		Threaded lateral - 75 mm
9	6597250375		Threaded lateral - 110 mm
9	6597250380		Threaded lateral - 145 mm
9	6597250382		Threaded lateral - 200 mm
10	6597250403		Threaded lateral cap
N/A	6597250405		Threaded lateral plug (SM900 with 3" ports)
N/A	6597250407		Fishtail lateral extension long arm assembly (4 required)
N/A	6597250408		Fishtail lateral extension short arm assembly (4 required)
N/A	6597250415		Fishtail manifold threaded - 2"
12	6597250435		Drain plug - 40 mm
13	6652850165		Air release valve

WATERCO THERMOPLASTIC T400 & T450 / EXOTUF E500 & E600 TOP MOUNT FILTER



THERMOPLASTIC - T400 & T450

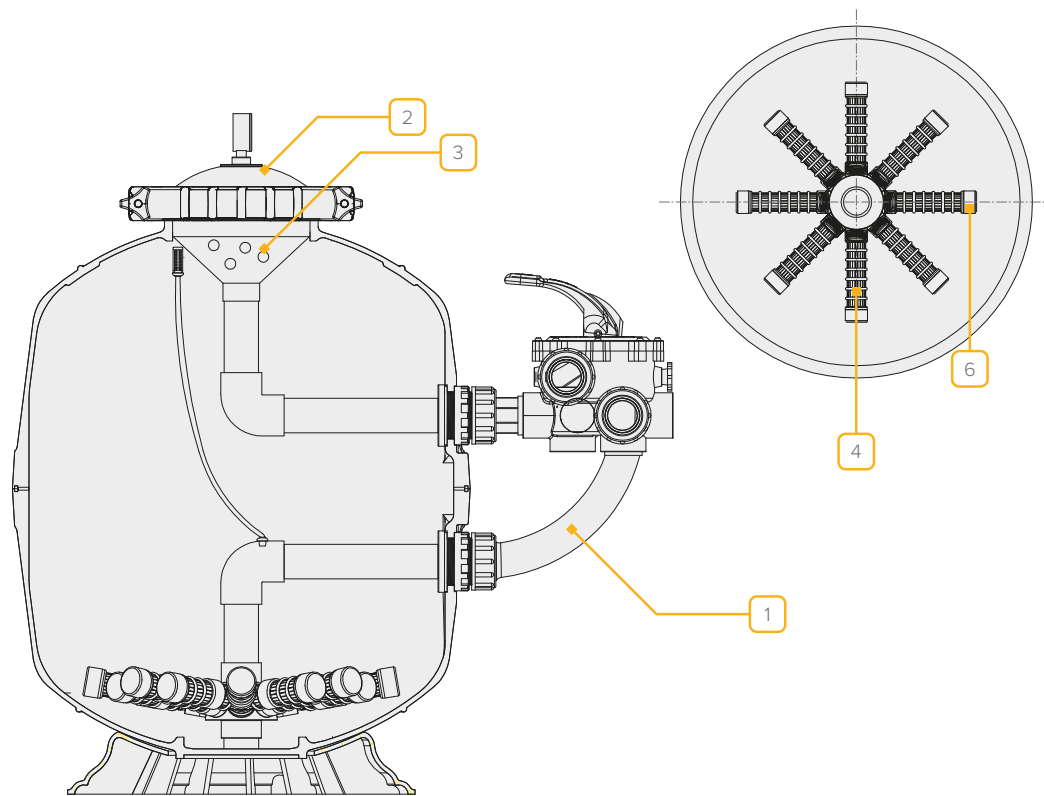
N°	GC CODE	REF	DESCRIPTION
1	6597250100		Top mount valve O-ring - 6"
2	6597250374		T400 threaded lateral - 75 mm
2	6597250375		T450 threaded lateral - 110 mm
3	6597250403		Lateral threaded cap
4	6597250416		Fishtail manifold threaded - 1½"
5	6552250436		Drain plug assembly - 15 mm

EXOTUF - E500 & E600

N°	GC CODE	REF	DESCRIPTION
1	6597250100		Top mount valve O-ring - 6"
2	6597250375		E500 threaded lateral - 110 mm
2	6597250380		E600 threaded lateral - 145 mm
3	6597250403		Lateral threaded cap
4	6597250416		Fishtail manifold threaded - 1½"
5	6552250436		Drain plug assembly - 15 mm

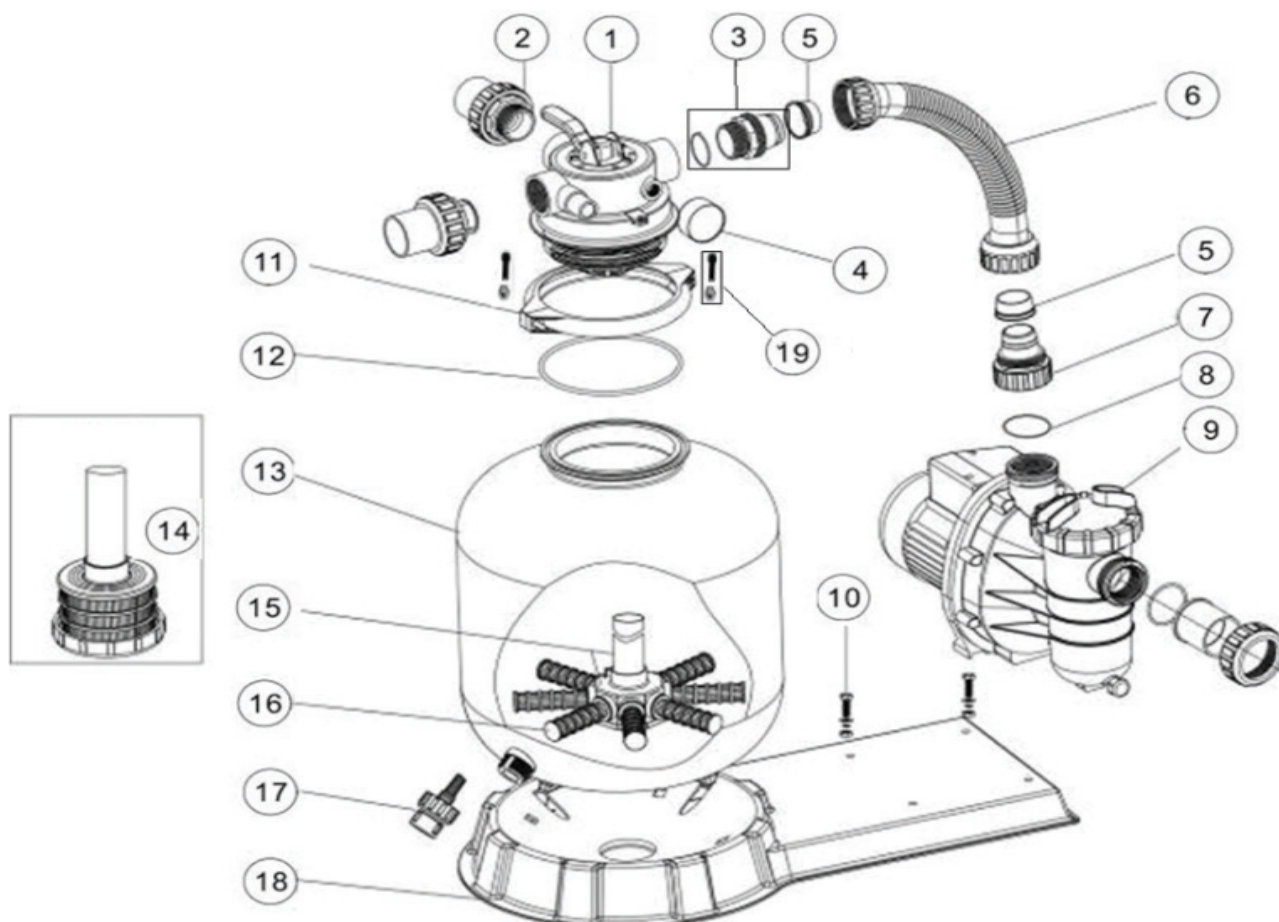
WATERCO EXOTUF E500 & E600 SIDE MOUNT FILTER

6 FILTERS



N°	GC CODE	REF	DESCRIPTION
N/A	6552250117		Union O-ring
N/A	6552250142		Half union, nut & O-ring - 1½"
N/A	6552250260		Bulkhead gasket - 1½" (per pair)
1	6552250294		Threaded sweep elbow kit - 1½" (O-ring version)
2	6597250092		Lid, clear, clamp type - 8"
3	6597250118		Rose only - 8"
N/A	6597250230		Bulkhead threaded body - 1½"
4	6597250375		E500 threaded lateral - 110 mm
4	6597250380		E600 threaded lateral - 145 mm
6	6597250403		Lateral threaded cap
N/A	6597250435		Drain plug - 40 mm

ONDA FILTRATION KIT VERSIE ACIS



N°	GC CODE	REF	DESCRIPTION	QTY
1*	3023030516	88281205B	1.5"-4 Way top mount valve (black/ white colour)	1
2*	3023030517	89280102B	1.5" Union set with o-ring (black/ white colour)	1
3	3023030567	89030204	Hose adaptor with o-ring	1
4	3023030519	06021001	Plastic pressure gauge with o-ring (35psi)	1
4	3023030509	01111048	Connector for pressure gauge/stopper	1
5	3023030599	02011026	Sleeve for hose	2
6	3023030543	89030301	Fsp350-4w plastic hose with nut	1
6	3023030544	89030401	Fsp400-4w plastic hose with nut	1
6	3023030545	89030501	Fsp450-4w plastic hose with nut	1
6	3023030546	89030601	Fsp500-4w plastic hose with nut	1
6	3023030547	89030701	Fsp650-4w plastic hose with nut	1
7	3023030576	01013049	Hose adaptor with nut	1
8	3023030577	02011104	O-ring for 1.5" Union	1
9	3023030511	88022401	Pump 0.20hp, 220v/50Hz, single phase	1
9	3023030520	88022402	Pump 0.33hp, 220v/50Hz, single phase	1
9	3023030521	88022403	Pump 0.50hp, 220v/50Hz, single phase	1
9	3023030522	88022404	Pump 0.75hp, 220v/50Hz, single phase	1
9	3023030523	88022405	Pump 1.00hp, 220v/50Hz, single phase	1
10	3023030585	89032001	Pump assembly screw	2
11	3023030604	01271010	Clamp lock	2
12	3023030575	02011134	O-ring for filter neck	1
13	3023030594	01331005	P350 filter tank	1
13	3023030595	01331006	P400 filter tank	1

ONDA FILTRATION KIT VERSIE ACIS

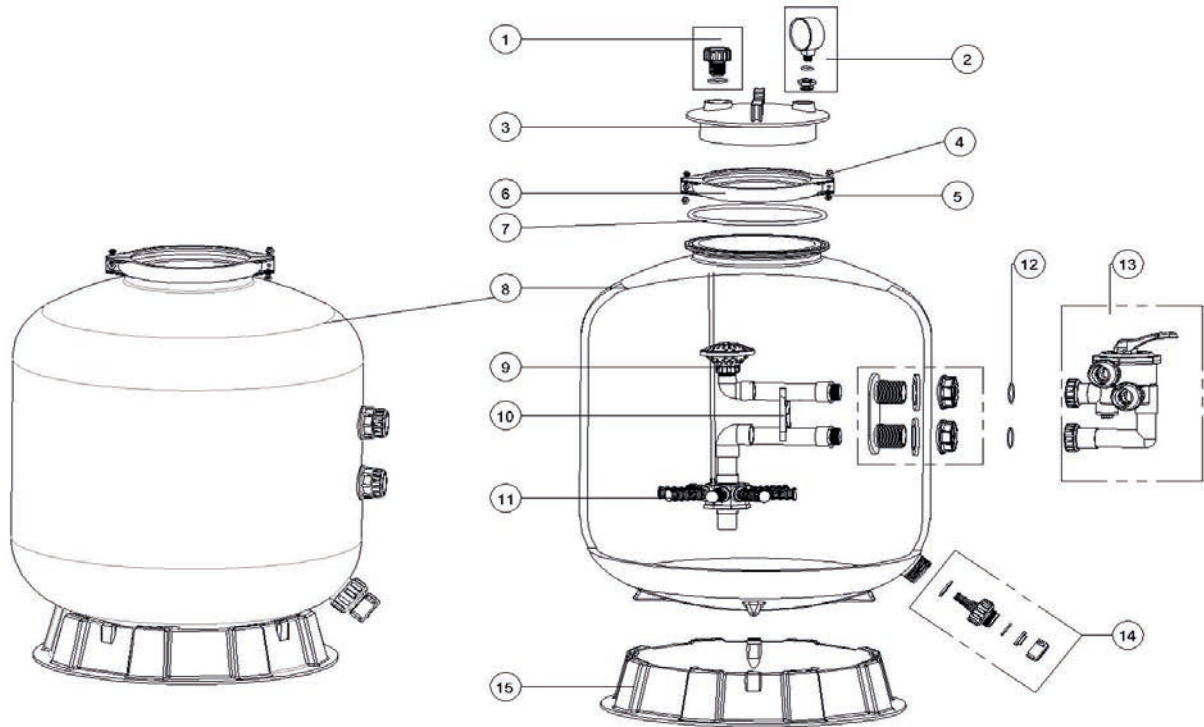
N°	GC CODE	REF	DESCRIPTION	QTY
13	3023030586	01331007	Sp/p450 filter tank	1
13	3023030587	01331008	Sp/p500 filter tank	1
13	3023030588	01331010	Sp/p650 filter tank	1
14	3023030525	89011602	P350 lateral assembly with centre pipe	1
15	3023030526	89011603	P400 lateral assembly with centre pipe	1
15	3023030527	89011604	P450 lateral assembly with centre pipe	1
15	3023030528	89011605	P500 lateral assembly with centre pipe	1
15	3023030529	89011606	P650 lateral assembly with centre pipe	1
16	3023030531	01172007	Laterals (115mm)	8
16	3023030532	01172008	Laterals (126mm)	8
17	3023030600	89011601	Water drain set	1
18	3023030568	01111056	FSP/F350-4-6W combo base	1
18	3023030534	01111053	FSP/F400-6W - FSP/F650-6w combo base	1
19	3023030578	89010119	M6*50 screws with nut	2

Notes:

1* 88281205B is 1.5"- 4way top mount valve in black colour
 1* 88281205W is 1.5"- 4way top mount valve in white colour
 2* 89280102B is 1.5" Union set with O-ring in black colour
 2* 89280102W is 1.5" Union set with O-ring in white colour

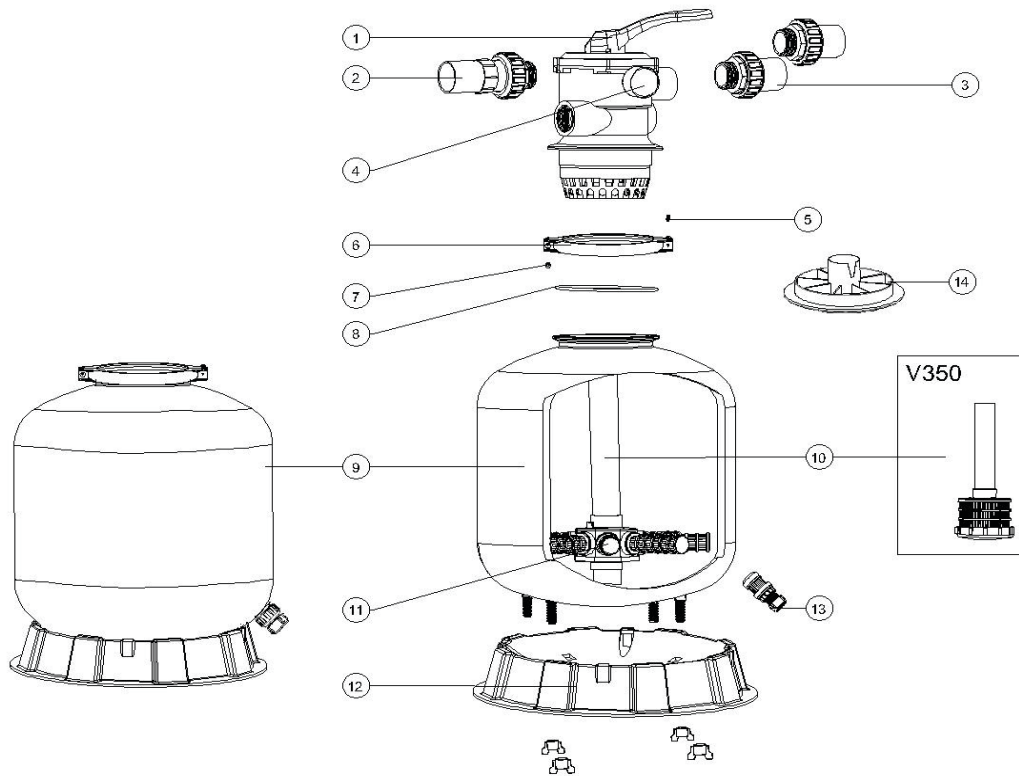
S650 ring-lock filter tank with base

ONDA SIDE FILTER



N°	GC CODE	REF	DESCRIPTION	QTY
1	3023030560	89010701	Air release valve with o-ring	1
2	3023030508	06021009	Plastic pressure gauge with o-ring	1
2	3023030509	01111048	Connector for pressure gauge/stopper	1
3	3023030593	01201022	Lid (transparent)	1
4	3023030612	03021035	M6 nut	2
4	3023030615	03011095	Screw	2
5	3023030604	01271010	Clamp lock	2
4+4+5	3023030538	E010001	Clamp lock set with screws and nuts	1
6	3023030575	02011134	O-ring for filter neck	1
7	3023030562	89010712	SP450 filter tank with base	1
7	3023030563	89010713	SP500 filter tank with base	1
7	3023030564	89010714	SP650 filter tank with base	1
7	3023030565	89010715	SP700 filter tank with base	1
8	3023030561	89010708	S/SP450 the inner tank system	1
8	3023030550	89010709	S/SP500 the inner tank system	1
8	3023030551	89010710	S/SP650 the inner tank system	1
8	3023030552	89010711	S/SP700 the inner tank system	1
10	3023030572	01111046	1.5" Tank system support	1
11	3023030531	01172007	Laterals (115mm)	8
11	3023030532	01172008	Laterals (126mm)	8
12	3023030566	02011003	O-ring for inlet & outlet	2
13	3023030507	88280805B	6 Way 1.5" Side mount valve (black colour) (valve only)	1
13	3023030513	88280811B	6 Way 1.5" Side mount valve with piping kit, 1.5" Union set x 3 and pressure gauge (black)	1
14	3023030600	89011601	Water drain set	1
15	3023030579	01111059	16-18" filter base	1
15	3023030540	01111062	21-28" filter base	1

ONDA TOP FILTER



N°	GC CODE	REF	DESCRIPTION	QTY
1	3023030515	88280105B	6 Way 1.5" Top mount valve (valve only) (black)	1
1	3023030514	88280150B	6 Way 1.5" Valve with 1.5" Union set x 3 and pressure gauge (black)	1
2	3023030518	89280101B	1.5" Union with sight glass, O-ring (black)	1
3	3023030517	89280102B	1.5" Union set (2 pieces) with O-ring (black)	2
4	3023030539	06021013	Plastic pressure gauge with O-ring	1
4	3023030509	01111048	Connector for pressure gauge/stopper	1
5	3023030615	03011095	Screw	2
6	3023030604	01271010	Clamp lock	2
7	3023030612	03021035	M6 nut	2
5+6+7	3023030538	E010001	Clamp lock set with screws and nuts	1
8	3023030575	02011134	O-ring for filter neck	1
9	3023030553	89014021	Filter tank for P350 with base	1
9	3023030554	89014022	Filter tank for P400 with base	1
9	3023030555	89014023	Filter tank for P450 with base	1
9	3023030556	89014024	Filter tank for P500 with base	1
9	3023030557	89014025	Filter tank for P650 with base	1
9	3023030558	89014026	Filter tank for P700 with base	1
10	3023030525	89011602	P350 lateral assembly with centre pipe	1
10	3023030526	89011603	P400 lateral assembly with centre pipe	1
10	3023030527	89011604	P450 lateral assembly with centre pipe	1
10	3023030528	89011605	P500 lateral assembly with centre pipe	1
10	3023030529	89011606	P650 lateral assembly with centre pipe	1
10	3023030530	89011607	P700 lateral assembly with centre pipe	1
11*	3023030531	01172007	Laterals (115mm) for P350/ P400/ P450	8
11*	3023030532	01172008	Laterals (126mm) for P500/ P650/ P700	8
12	3023030569	01111052	14" Filter base for P350	1
12	3023030579	01111059	16-18" filter base	1
12	3023030540	01111062	21-28" Filter base p500/ p650/ p700	1
13	3023030600	89011601	Water drain set	1
14	3023030559	01015006	Sand diverter (black) for 1.5"	1

CALPLAS FA



Top Lid



Gasket



Bottom Lid



Top Manifold



Collector



Laterals



Plug + Arm



Manometer Kit

N°	GC CODE	REF	DESCRIPTION
	6519250095	15121	Transparent lid 250mm FA-10 to FA-30
	6519250094	15141	Transparent lid 380mm FA-35 (2020 onwards)
	6519250093	15131	Transparent lid 280mm FA-35 (pre 2022)
	6519250100	19210	Lid O-ring FA-6 to FA-30
	6519250101	19300	Lid O-ring FA-35 (2022 onwards)
	6519250103	19220	Lid O-ring / bottom lid O-ring FA-35 (pre 2022)
	6519260435	15620	Bottom lid FA-35 (pre 2022)
	6519250530	34111	Top manifold FA-6 to FA-15
	6519250531	34130	Top manifold FA-20 to FA-35
	6519250330	103041	Collector (underdrain) FA-6
	6519250331	103046	Collector (underdrain) FA-8
	6519250332	103052	Collector (underdrain) FA-10
	6519250333	103064	Collector (underdrain) FA-15
	6519250334	103072	Collector (underdrain) FA-20
	6519250335	103084	Collector (underdrain) FA-30
	6519250336	103096	Collector (underdrain) FA-35
	6519250379	32310	Lateral 160mm, 3/4" thread
	6519250382	32320	Lateral 225mm, 3/4" thread
	6519250390	32400	Connection arm 100mm, 3/4" thread
	6519250391	42610	Sleeve for connection arm ft/ft 3/4"
	6519250435	104000	Plug & arm
	1619867015	61000	Manometer kit
	6519250000		Repair kit

CALPLAS HFS



Top Lid



Gasket



Top Manifold



Collector



Laterals

6 FILTERS

N°	GC CODE	REF	DESCRIPTION
6519250095	15121		Transparent lid 250mm HFS-06 to HFS10
6519250094	15141		Transparent lid 380mm HFS-15 to HFS-20
6519250097	15151		Transparent lid 440mm HFS-30 to HFS-35
6519250100	19210		Lid O-ring HFS 6-10
6519250101	19300		Lid O-ring HFS 15-20
6519250102	19310		Lid O-ring HFS 30-35
6519250530	34111		Top manifold HFS 6-15
6519250531	34130		Top manifold HFS 20-35
6519250330	103041		Collector (underdrain) HFS-6
6519250331	103046		Collector (underdrain) HFS-8
6519250332	103052		Collector (underdrain) HFS-10
6519250333	103064		Collector (underdrain) HFS-15
6519250334	103072		Collector (underdrain) HFS-20
6519250335	103084		Collector (underdrain) HFS-30
6519250336	103096		Collector (underdrain) HFS-35
6519250375	32300		Lateral 110mm, 3/4" thread
6519250379	32310		Lateral 160mm, 3/4" thread
6519250382	32320		Lateral 225mm, 3/4" thread
6519250390	32400		Connection arm 100mm, 3/4" thread
6519250391	42610		Sleeve for connection arm FT/FT 3/4"



Top Lid



Gasket



Side Hatch



Top Manifold



Collector



Sightglass



Laterals

N°	GC CODE	REF	DESCRIPTION
6519250095	15121		Transparent lid 250mm AFM-520 to AFM-840
6519250093	15131		Transparent lid 280mm AFM-960
6519250100	19210		Lid O-ring AFM-520 to AFM-840
6519250103	19220		Lid O-ring AFM-960
6519250530	34111		Top manifold AFM-520 to AFM-640
6519250531	34130		Top manifold AFM-720 to AFM-960
6519250551	16010		Sight glass for AFM-520
6519250553	16020		Sight glass for AFM-640 to AFM-840
6519250555	16030		Sight glass for AFM-960
6519250566	19110		Sight glass gasket for AFM-520
6519250568	19120		Sight glass gasket for AFM-640 to AFM-840
6519250570	19130		Sight glass gasket for AFM-960
6519260581	15130		Side hatch AFM-520
6519260582	15140		Side hatch AFM-640 to AFM-840
6519260583	15150		Side hatch AFM-960
6519250103	19220		Lid O-ring AFM-520
6519250101	19300		Lid O-ring AFM-640 to AFM-840
6519250102	19310		Lid O-ring AFM-960
6519250379	32310		Lateral 160mm, 3/4" thread
6519250382	32320		Lateral 225mm, 3/4" thread
6519250390	32400		Connection arm 100mm, 3/4" thread
6519250391	42610		Sleeve for connection arm FT/FT 3/4"

CALPLAS AFM/P



Top Lid



Gasket



Sightglass



Top Manifold



Side Hatch

6 FILTERS

N°	GC CODE	REF	DESCRIPTION
6519250095	15121		Transparent lid 250mm AFM/P-520 to AFM/P-840
6519250093	15131		Transparent lid 280mm AFM/P-960
6519250100	19210		Lid O-ring AFM/P-520 to AFM/P-840
6519250103	19220		Lid O-ring AFM/P-960
6519250530	34111		Top manifold AFM/P-520 to AFM/P-640
6519250531	34130		Top manifold AFM/P-720 to AFM/P-960
6519250551	16010		Sight glass for AFM/P-520
6519250553	16020		Sight glass for AFM/P-640 to AFM/P-840
6519250555	16030		Sight glass for AFM/P-960
6519250566	19110		Sight glass gasket for AFM/P-520
6519250568	19120		Sight glass gasket for AFM/P-640 to AFM/P-840
6519250570	19130		Sight glass gasket for AFM/P-960
6519260581	15130		Side hatch AFM/P-520
6519260582	15140		Side hatch AFM/P-640 to AFM/P-840
6519260583	15150		Side hatch AFM/P-960
6519250103	19220		Lid O-ring AFM/P-520
6519250101	19300		Lid O-ring AFM/P-640 to AFM/P-840
6519250102	19310		Lid O-ring AFM/P-960

CALPLAS DCH



Top Lid



Gasket



Steel Manhole



Top Manifold



Acrylic Manhole



Sightglass



Collector

N°	GC CODE	REF	DESCRIPTION
6519250095	15121		Transparent lid 250mm
6519250568	19120		Sight glass gasket
6519250530	34111		Top manifold DCH-415 to DCH-640
6519250531	34130		Top manifold DCH-720
6519250551	16010		Sight glass for DCH-415 to DCH-640
6519250553	16020		Sight glass for DCH-720
6519250566	19110		Sight glass gasket for DCH-415 to DCH-640
6519250568	19120		Sight glass gasket for DCH-720
6519260582	15140		Acrylic manhole DCH-415 to DCH-640
6519260583	15150		Acrylic manhole DCH-720
6519260577	15630		Steel manhole DCH-415 to DCH-520
6519260578	15640		Steel manhole DCH-640 to DCH-720
6519250101	19300		Manhole gasket DCH-415 to DCH-520
6519250102	19310		Manhole gasket DCH-640 to DCH-720
6519250330	103041		Collector (underdrain) DCH-415
6519250331	103046		Collector (underdrain) DCH-460
6519250332	103052		Collector (underdrain) DCH-520
6519250333	103064		Collector (underdrain) DCH-640
6519250334	103072		Collector (underdrain) DCH-720

CALPLAS DCH/P



Top Lid



Gasket



Sightglass



Top Diffuser



Acrylic Manhole



Side Hatch



Nozzle Plate

N°	GC CODE	REF	DESCRIPTION
	6519250095	15121	Transparent lid 250mm for DCH/P 415 to DCH/P 840
	6519250093	15131	Transparent lid 280mm for DCH/P 960
	6519250094	15141	Transparent lid 380mm for DCH/P 1010 to DCH/P 1660
	6519250100	19210	Lid gasket 250mm for DCH/P 415 to DCH/P 840
	6519250103	19220	Lid gasket 280mm for DCH/P 960
	6519250101	19300	Lid gasket 380mm for DCH/P 1010 to DCH/P 1260
	6519250530	34111	Top diffuser for DCH/P 416 to DCH/P 640
	6519250531	34130	Top diffuser for DCH/P 720 to DCH/P 960
	6519260123	100250	Top diffuser for DCH/P 1010
	6519260124	100305	Top diffuser for DCH/P 1260
	6519250551	16010	Sight glass for DCH/P 416 to DCH/P 520
	6519250553	16020	Sight glass for DCH/P 640 to DCH/P 840
	6519250555	16030	Sight glass for DCH/P 960 to DCH/P 1260
	6519250566	19110	Sight glass gasket for DCH/P 416 to DCH/P 520
	6519250568	19120	Sight glass gasket for DCH/P 640 to DCH/P 840
	6519250570	19130	Sight glass gasket for DCH/P 960 to DCH/P 1260
	6519260582	15140	Side hatch for DCH/P 415 to DCH/P 520
	6519260583	15150	Side hatch for DCH/P 640 to DCH/P 840
	6519260584	15160	Side hatch for DCH/P 960 to DCH/P 1260
	6519260577	15630	Steel manhole DCH/P 415 to DCH/P 520
	6519260578	15640	Steel manhole DCH/P 640 to DCH/P 840
	6519260579	15650	Steel manhole DCH/P 960 to DCH/P 1260
	6519250101	19300	Manhole gasket DCH/P 415 to DCH/P 520
	6519250102	19310	Manhole gasket DCH/P 640 to DCH/P 840
	6519260592	19320	Manhole gasket DCH/P 960 to DCH/P 1260
	6519260460	103241	Nozzle plate for DCH/P 415
	6519260461	103246	Nozzle plate for DCH/P 460
	6519260462	103252	Nozzle plate for DCH/P 520
	6519260463	103264	Nozzle plate for DCH/P 640
	6519260464	103272	Nozzle plate for DCH/P 720
	6519260465	103284	Nozzle plate for DCH/P 840
	6519260466	103296	Nozzle plate for DCH/P 960
	6519260467	103310	Nozzle plate for DCH/P 1010
	6519260469	103312	Nozzle plate for DCH/P 1260

CALPLAS DPS



Top Diffuser



Gasket



Sightglass



Bottom Lid



Bottom Lid Gasket



Nozzle Plate



Hand Hole



Top Lid

N°	GC CODE	REF	DESCRIPTION
6519260124	100305		Top diffuser for DPS 1260-1440
6519260125	100400		Top diffuser for DPS 1640-1840
6519260126	100570		Top diffuser for DPS 2040-2800
6519250555	16030		Sight glass for DPS 960-1400
6519250557	16040		Sight glass for DPS 1640-1840
6519250559	16050		Sight glass for DPS 2040-3000
6519250570	19130		Sight glass gasket for DPS 960-1400
6519250572	19140		Sight glass gasket for DPS 1640-1840
6519250574	19150		Sight glass gasket for DPS 2040-3000
6519260469	103312		Nozzle plate for DPS-1260
6519260470	103314		Nozzle plate for DPS-1440
6519260471	103316		Nozzle plate for DPS-1640
6519260472	103318		Nozzle plate for DPS-1840
6519260473	103320		Nozzle plate for DPS-2040
6519260093	102010		Top lid
6519260101	19340		Top lid gasket
6519250434	15610		Hand hole DPS-1010 to DPS-1440
6519260435	15620		Hand hole DPS-1640 to DPS-3000
6519250100	19210		Hand hole gasket DPS-1010 to DPS-1440
6519250103	19220		Hand hold gasket DPS-1640 to DPS-3000
6519260436	15613		Bottom lid for DPS-1010 to DPS-2550
6519250100	19210		Bottom lid gasket

CALPLAS DPS/420



Top Diffuser



Gasket



Sightglass



Bottom Lid



Bottom Lid Gasket



Nozzle Plate



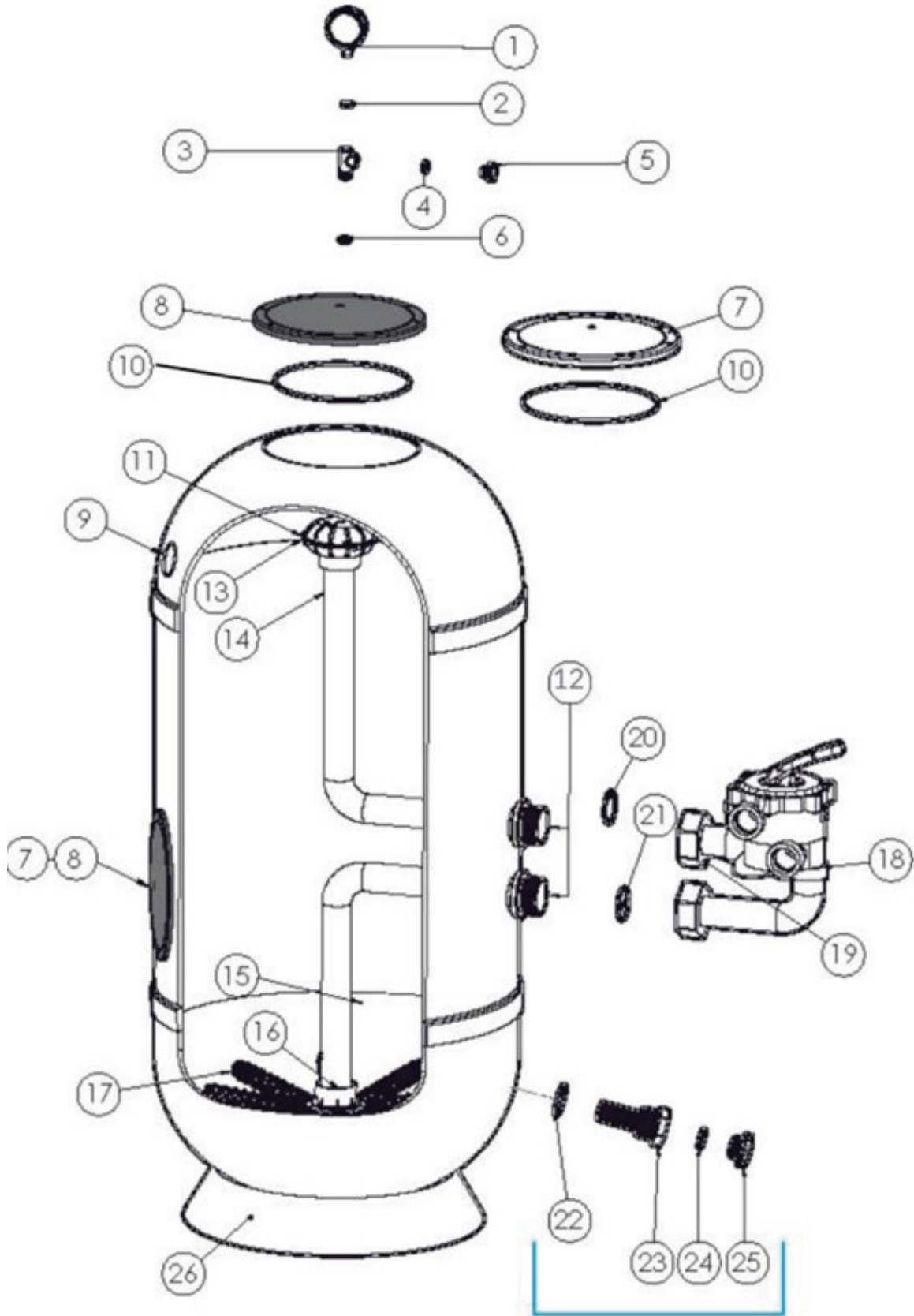
Steel Manhole



Acrylic Manhole

N°	GC CODE	REF	DESCRIPTION
6519260126	100570		Top diffuser for DPS 420-2040 to 2800
6519260127	100720		Top diffuser for DPS 420-3000
6519250559	16050		Sight glass for DPS 420-2040 to 3000
6519250574	19150		Sight glass gasket for DPS 420-2040 to 3000
6519260474	103322		Nozzle plate for DPS 420-2210
6519260475	103323		Nozzle plate for DPS 420-2340
6519260476	103325		Nozzle plate for DPS 420-2550
6519260477	103328		Nozzle plate for DPS 420-2800
6519260478	103330		Nozzle plate for DPS 420-3000
6519260584	15160		Acrylic manhole
6519260579	15650		Steel manhole
6519260592	19320		Manhole gasket
6519260436	15613		Bottom lid for DPS 420-1010 to 2550
6519260437	15623		Bottom lid for DPS 420-2800 & 3000
6519250100	19210		Bottom lid gasket DPS 420-1010 to 2550
6519250103	19220		Bottom lid gasket DPS 420-2800 to 3000

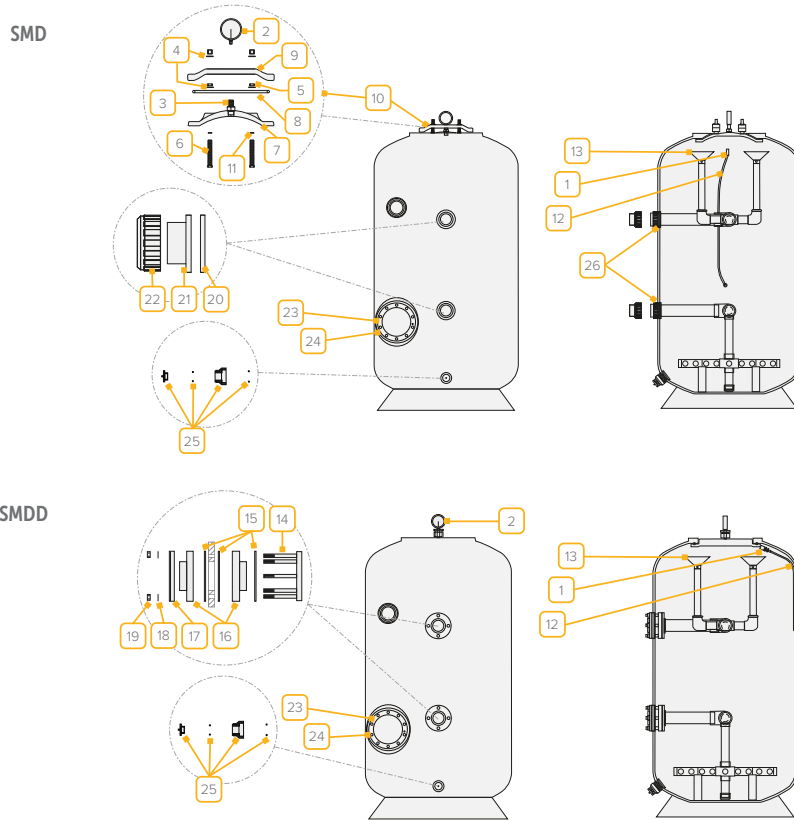
PPG PUBLIC FILTER



PPG PUBLIC FILTER

N°	GC CODE	REF	DESCRIPTION	QTY
1	3073000123	REP.FD.0001	Pressure Gauge	1
2	3073000124	REP.FD.0007	O-ring	1
3		REP.INY.0001	Pressure Gauge T	1
4	3073000124	REP.FD.0007	O-ring	1
5	3073000126	REP.INY.0002	Plug	1
6	3073000124	REP.FD.0007	O-ring	1
7	3073000127	REP.INY.0105	methacrylate transp. Lid	1
8		REP.INY.0012	Lid (black)	1
9		REP.INY.0013	Sightglass	1
10	3073000129	REP.FD.0038	O-ring	1
11	3073000130	REP.INY.0004	Diffuser	1
12	3073000151	REP.INY.0005	Racord 2"	1
13	3073000132	ADP.IPT.0008	Air Nozzle	1
14			Diffuser PVC pipe	1
15			Collector PVC pipe	1
16	3073000134	ADP.IPT.0035	Lateral collector 2"	1
	3073000160	ADP.IPT.0031	Lateral Collector 620"	1
	3073000161	ADP.IPT.0032	Lateral Collector 750"	1
	3073000162	ADP.IPT.0033	Lateral Collector 900"	1
18	3073000137	ADP. ACC.0016	Valve 2"	1
19	3073000141	ADP. ACC.0017	Union set 2"	1
20-21	3073000142	REP.FD.0006	Union set 2"	1
22-25	3073000144	REP.INY.0006	Drain set	1
	3073000146	REP.FD.0012	Base 510	1
26	3073000147	REP.FD.0013	Base 620	1
	3073000148	REP.FD.0014	Base 680	1
	3073000149	REP.FD.0015	Base 750	1
	3073000150	REP.FD.0016	Base 900	1
27		ADP.IPT.0018	Nozzle	1
	3073000164		Bolt nut	
	3073000165		Bolt washer	

WATERCO SMD & SMDD SIDE MOUNT FILTER



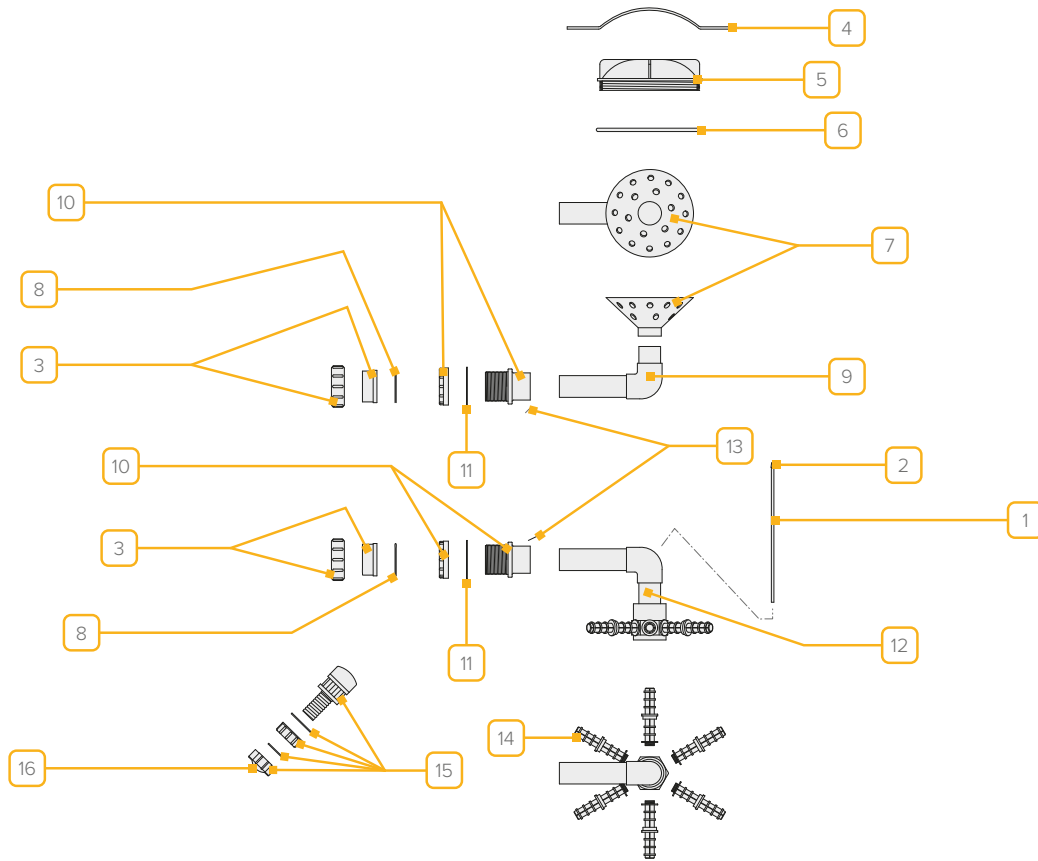
QTY OF LATERALS

Model	Port	Laterals (mm)				Lateral End Cap Nut	Lateral End Plug (Male)	HRZ Cross Tee	HRZ LCT Extension	HRZ LCT End Cap
		75	110	145	200					
SMD 750	63 mm/2"	8	N/A	8	N/A	8	N/A	N/A	N/A	N/A
SMD 900	90 mm/3"	4	22	4	2	36	4	2	8	4
SMD 1050	90 mm/3"	8	20	10	4	32	4	2	8	4
SMD 1200	90 mm/3"	2	26	8	6	32	4	2	8	4
SMD 1400	90 mm/3"	8	8	36	14	48	4	2	12	4
SMD 1600	90 mm/3"	4	16	42	18	48	4	2	12	4
SMD 1600	110 mm/4"	10	22	22	38	N/A	60	N/A	N/A	N/A
SMD 1800	110 mm/4"	8	42	22	68	N/A	76	N/A	N/A	N/A
SMD 2000	110 mm/4"	2	52	20	74	N/A	80	N/A	N/A	N/A
SMDD 750	63 mm/2"	8	N/A	8	N/A	8	N/A	N/A	N/A	N/A
SMDD 900	90 mm/3"	4	22	4	2	36	4	2	8	4
SMDD 1050	90 mm/3"	8	20	10	4	32	4	2	8	4
SMDD 1200	90 mm/3"	2	26	8	6	32	4	2	8	4
SMDD 1400	110 mm/4"	10	8	12	32	N/A	52	N/A	N/A	N/A
SMDD 1600	110 mm/4"	10	22	22	38	N/A	60	N/A	N/A	N/A
SMDD 1800	160 mm/6"	46	4	22	68	N/A	76	N/A	N/A	N/A
SMDD 2000	160 mm/6"	22	54	30	68	N/A	80	N/A	N/A	N/A
SMDD 2350	160 mm/6"	4	62	42	122	N/A	104	N/A	N/A	N/A

WATERCO SMD & SMDD SIDE MOUNT FILTER

N°	GC CODE	REF	DESCRIPTION
1	6597250033		Gulfstream plug (2 required)
2	6597250045		Pressure gauge side mount (oil fired) – 400 kPa / 60PSI
2	6597250046		Pressure gauge dry bottom mount 600 kPa / 90 PSI
3	6597250060		Stainless steel screw 1" BSW male, ¼" BSP female thread
6	6597250077		Hex bolt – N16 x 120 mm (4 required)
7	6597250094		Manhole cover only, oval, 4 stud
8	6597250102		Manhole cover O-ring oval, 4 stud
9	6597250096		Lacron lid yoke (2 required)
10	6597250105		Manhole cover complete
11	6597250104		O-ring (BS113) (4 required)
12	6597250107		Air relief tube screen
13	6597250118		Rose only – 8"
14	6597260204		SMDD 4" Bulkhead flange stud ring
15	6597260236		SMDD 3" Bulkhead gasket flange
15	6597260243		SMDD 4" Bulkhead gasket flange
15	6597260244		SMDD 6" Bulkhead gasket flange
16	6597260246		SMDD 3" Bulkhead PVC flange
16	6597260253		SMDD 4" Bulkhead PVC flange
16	6597260254		SMDD 6" Bulkhead PVC flange
17	6597260256		SMDD 3" Bulkhead flange clamp ring
17	6597260273		SMDD 4" Bulkhead flange clamp ring
17	6597260274		SMDD 6" Bulkhead flange clamp ring
18	6597260276		SMDD 3" & 4" Bulkhead stud washer
18	6597260293		SMDD 6" Bulkhead stud washer
19	6597260294		SMDD 3" & 4" Bulkhead hex nut
19	6597260296		SMDD 6" Bulkhead hex nut
20	6597250166		SMD Barrel union O-ring – 90 mm/3"
20	6597250170		SMD Barrel union O-ring – 110 mm/4"
21	6497240007		SMD barrel union socket 90 mm
21	6597250157		SMD Barrel union socket 4"
21	6597250152		SMD Barrel union socket 3"
21	6597250155		SMD Barrel union socket 110 mm
22	6597250139		SMD Barrel union lock nut 90 mm/3" (2 required)
22	6597250146		SMD Barrel union lock nut 110 mm/4" (2 required)
23	6597250180		Gasket for side manhole, oval, 18 hole
24	6597250181		O-ring for side hatch, round – 200 mm
N/A	6597250374		Threaded lateral – 75 mm
N/A	6597250375		Threaded lateral – 110 mm
N/A	6597250380		Threaded lateral – 145 mm
N/A	6597250382		Threaded lateral – 200 mm
N/A	6597250403		Threaded lateral cap
N/A	6597250405		Threaded lateral plug
25	6552250436		Drain plug complete – 15 mm
25	6597250435		Drain plug complete – 40 mm

LACRON SUREFLOW 16 & 18" / LFW (BOBBIN WOUND) - 20" SIDE MOUNT FILTER

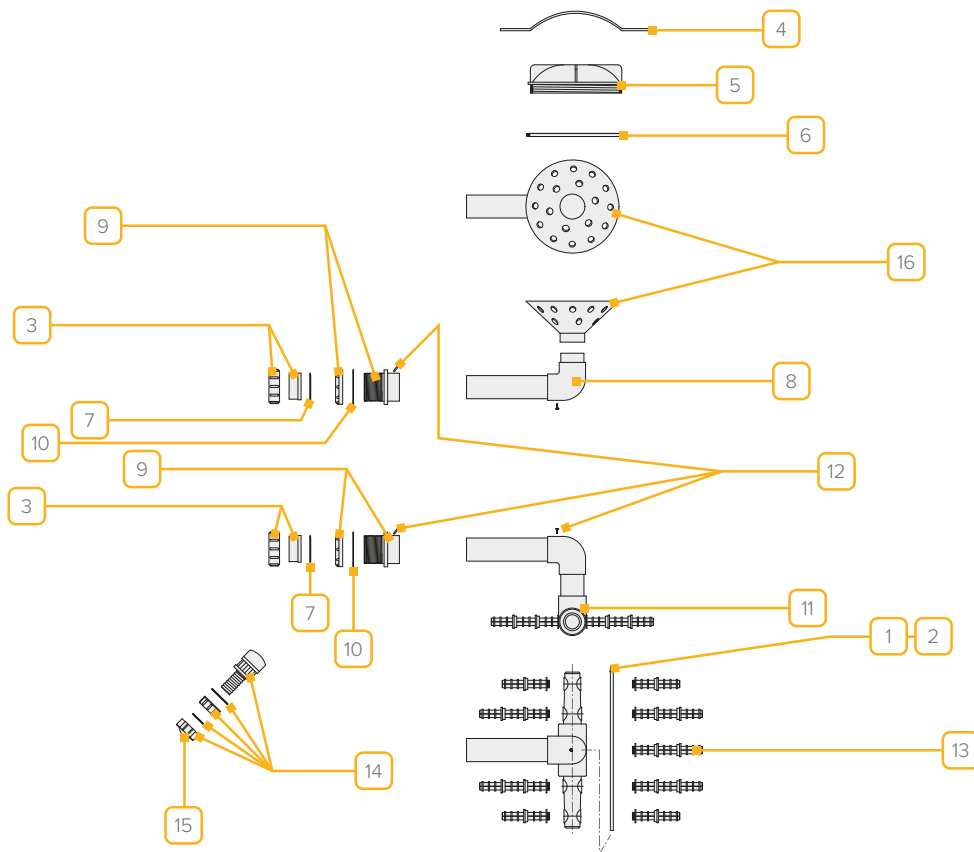


N°	GC CODE	REF	DESCRIPTION
1	6500250180		Air bleed tube - 1m
2	6501250107		Air bleed tube cap
3	6501250141		Union adaptor - 1½" (per pair, pre 2004)
3	6552250142		Union adaptor - 1½" (per pair, post 2004)
4	6552250021		Metal lid tool - 8"
4	6552250025		Plastic lid tool
5	6552250097		Plastic lid - 8"
5	6552250098		Plastic lid - 6"
6	6552250100		Lid O-ring - 8"
6	6597250100		Lid O-ring - 6"
7	6597250118		Rose only - 8"
7	6552250119		Rose only - 5½"
8	6552250117		Union adaptor O-ring - 1½" (post 2004)
8	6552250167		Union adaptor flat gasket - 1½" (per pair, pre 2004)
9	6552250195		Header less rose
10	6552250232		Bulkhead fitting - 1½"
11	6552250260		Bulkhead gasket - 1½" (per pair)
N/A	6552250284		Face pipework kit - 1½" (flat gasket version, pre 2014)
N/A	6552250294		Face pipework kit (O-ring version, post 2014)
12	6552250334		Under drain
13	6552250354		Self tapping screw - ¾"
14	6552250377		Lateral set (6 x 120 mm)
15	6552250436		Drain plug complete - 15 mm
16	6552250445		Drain cap only

Please note: 1½" Lacron filters manufactured pre 2004 will have union adaptors (barrel unions) with flat gaskets.

1½" Lacron filters manufactured post 2004 will have union adaptors (barrel unions) with O-rings.

LACRON SUREFLOW LSR 24" / LFW (BOBBIN WOUND) - 24" & 28" SIDE MOUNT FILTER

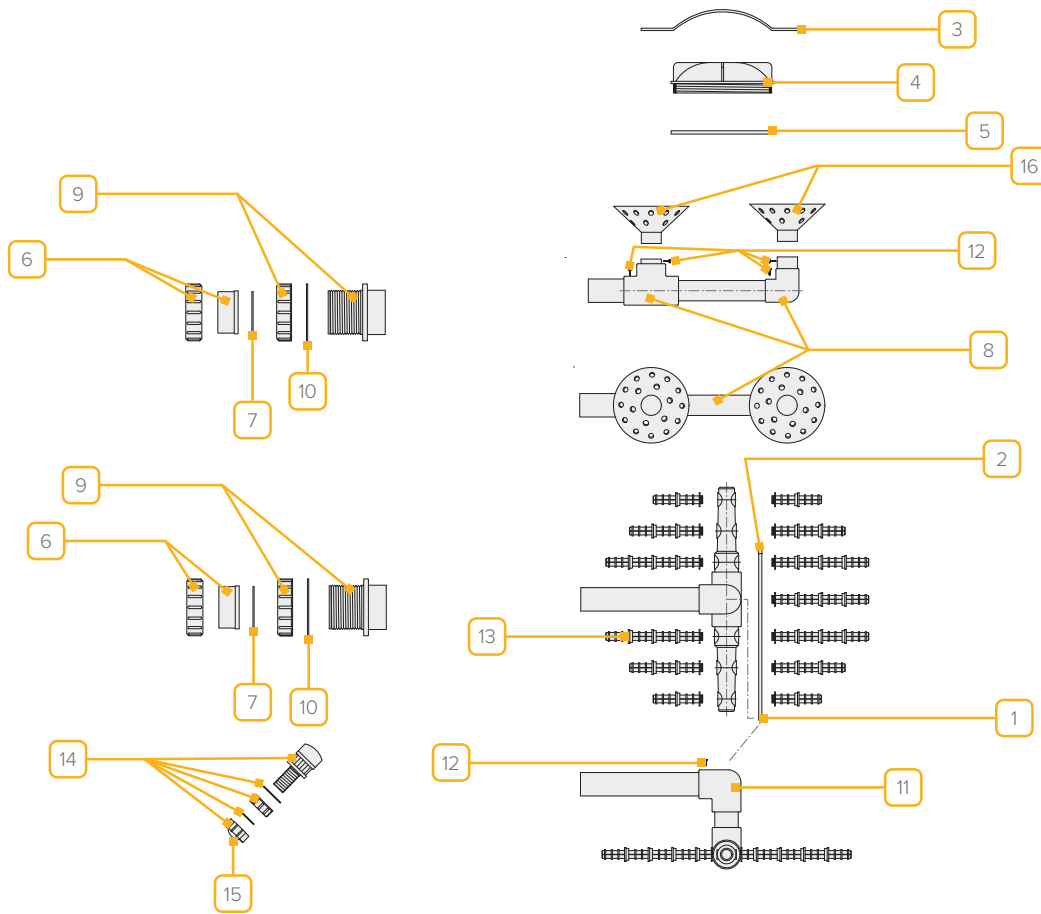


N°	GC CODE	REF	DESCRIPTION
1	6500250180		Air bleed tube - 1m
2	6501250107		Air bleed tube cap
3	6501250141		Union adaptor - 1½" (per pair, pre 2004)
3	6552250142		Union adaptor - 1½" (per pair, post 2004)
4	6552250021		Metal lid tool - 8"
4	6552250025		Plastic lid tool
5	6552250097		Plastic lid - 8"
6	6552250100		Lid O-ring - 8"
7	6552250117		Union adaptor O-ring - 1½" (post 2004)
7	6552250167		Union adaptor flat gasket - 1½" (per pair, pre 2004)
8	6552250196		Header less rose
9	6552250232		Bulkhead fitting - 1½"
10	6552250260		Bulkhead gasket - 1½" (per pair)
N/A	6552250284		Face pipework kit - 1½" (flat gasket version, pre 2014)
N/A	6552250294		Face pipework kit (O-ring version, post 2014)
11	6552250339		Under drain
12	6552250354		Self tapping screw - ¾"
13	6552250389		Lateral set (4 x 120 mm, 6 x 180 mm)
14	6552250436		Drain plug complete - 15mm
15	6552250445		Drain cap only
16	6597250118		Rose only - 8"

Please note: 1½" Lacron filters manufactured pre 2004 will have union adaptors (barrel unions) with flat gaskets.

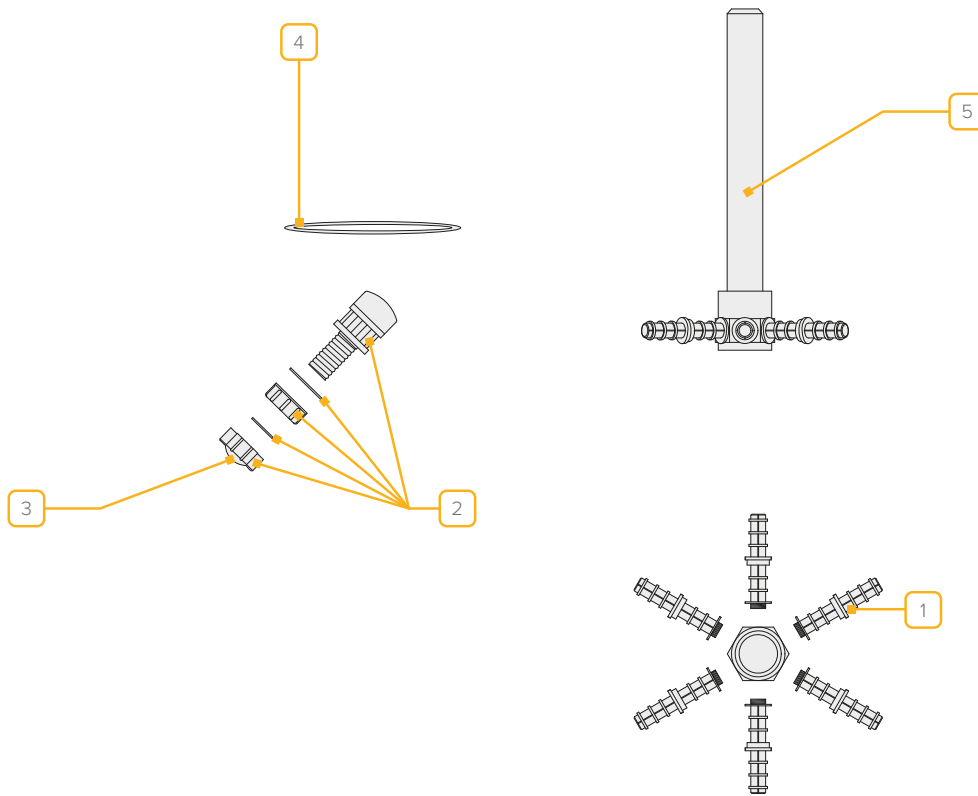
1½" Lacron filters manufactured post 2004 will have union adaptors (barrel unions) with O-rings.

LACRON SUREFLOW LSR 20" / LFW (BOBBIN WOUND) - 30" SIDE MOUNT FILTER



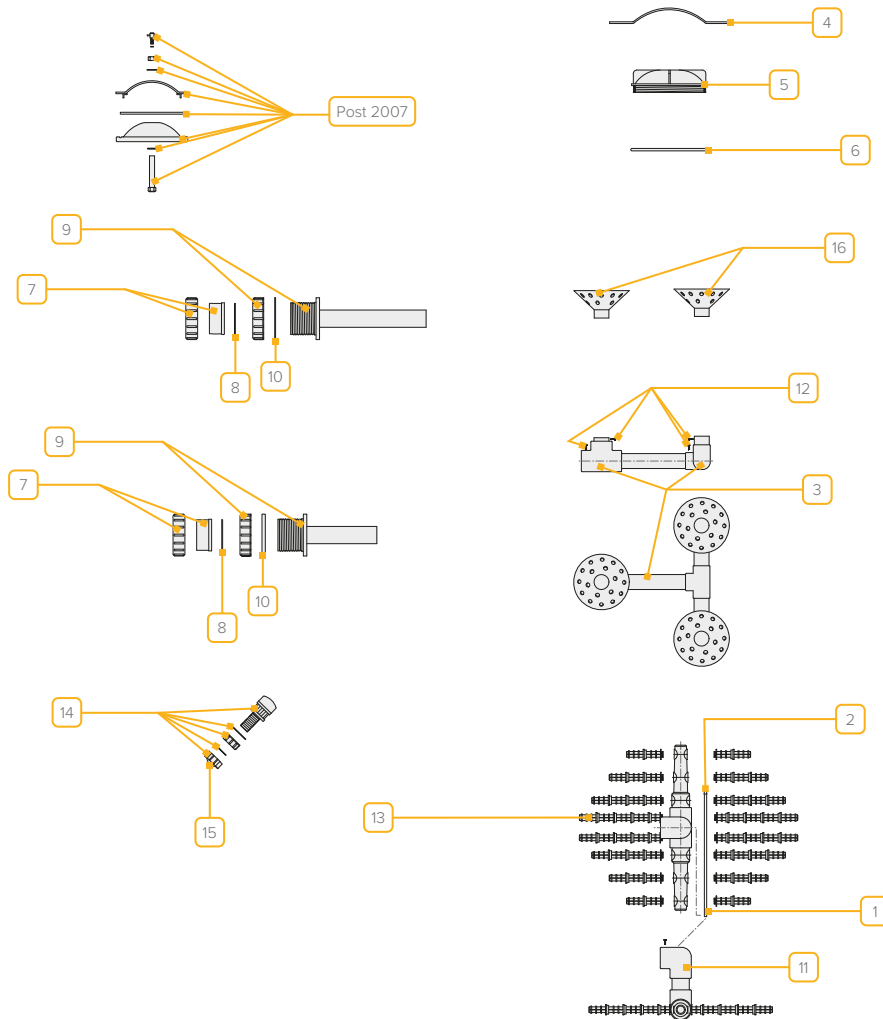
N°	GC CODE	REF	DESCRIPTION
1	6500250180		Air bleed tube - 1m
2	6501250107		Air bleed tube cap
3	6552250021		Metal lid tool - 8"
3	6552250025		Plastic lid tool
4	6552250097		Plastic lid - 8"
5	6552250100		Lid O-ring - 8"
6	6552250144		Union adaptor - 2" (per pair)
7	6552250169		Union adaptor gasket - 2" (per pair)
8	6552250214		Header less rose
9	6552250236		LSR filter bulkhead fitting - 2"
9	6597250236		LFW filter bulkhead fitting - 2"
10	6552250262		Bulkhead gasket - 2" (per pair)
N/A	6552250285		LSR filter face pipework kit - 2"
N/A	6597250284		LFW filter face pipework kit - 2"
11	6552250340		Under drain assembly less laterals
12	6552250354		Self tapping screw - 3/4"
13	6552250392		Lateral set (4 x 120 mm, 4 x 180 mm, 6 x 240 mm)
14	6552250436		Drain plug complete - 15 mm
15	6552250445		Drain cap only
16	6597250118		Rose only - 8"

LACRON SUREFLOW TMV 18" & 24" TOP MOUNT FILTER



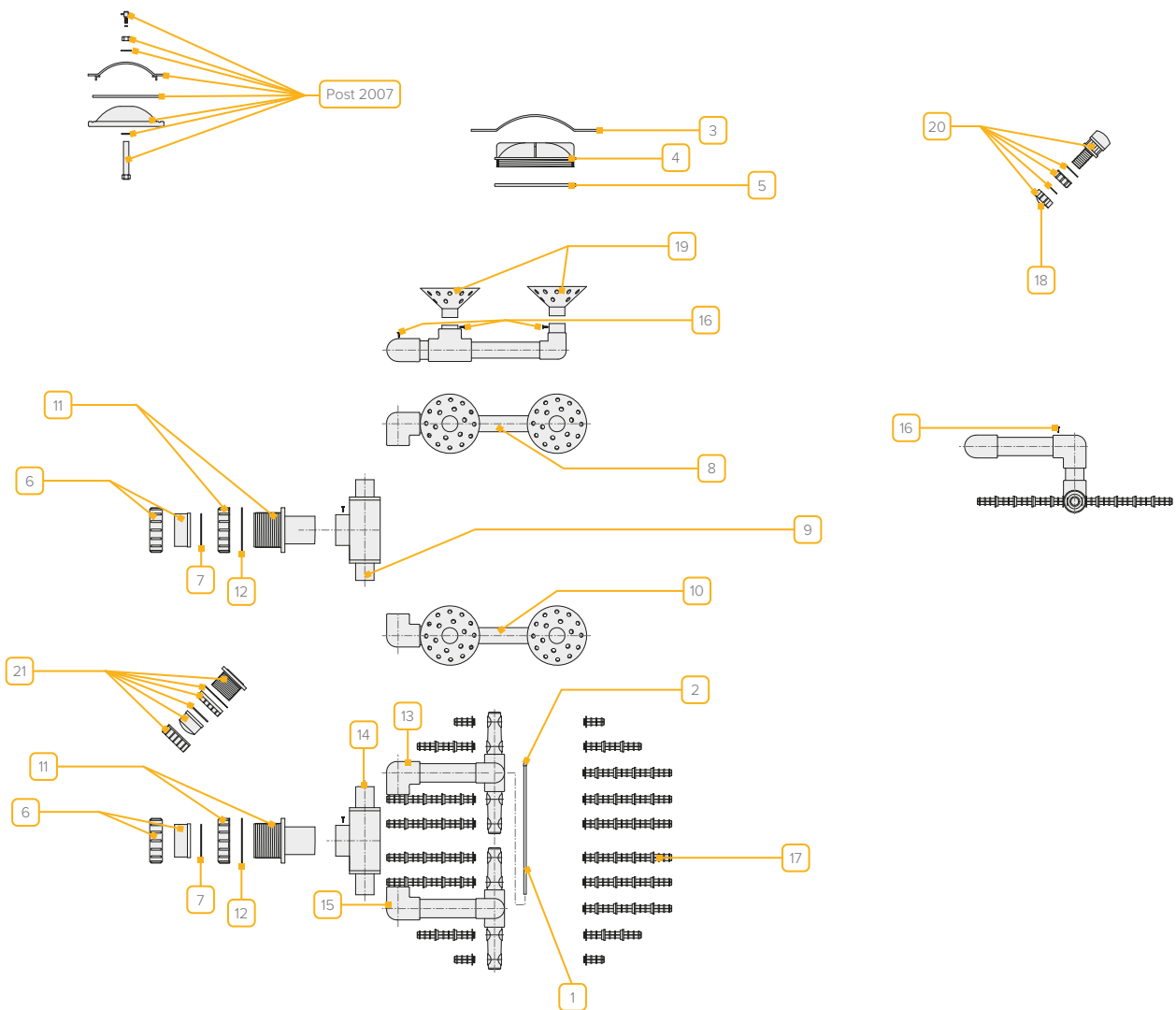
N°	GC CODE	REF	DESCRIPTION
1	6501250376		TMV 18" lateral - 120 mm
1	6501250380		TMV 24" lateral - 180 mm
1	6552250377		TMV 18" lateral set (6 x 120 mm)
1	6552250424		TMV 24" lateral set (6 x 180 mm)
2	6552250436		Drain plug complete
3	6552250445		Drain cap only
4	6597250100		Top mount valve O-ring
N/A	6552251113		Centre pipe O-ring
5	6552251128		TMV 18" centre pipe assembly
5	6552251129		TMV 24" centre pipe assembly

LACRON SUREFLOW 36" (36-2 & 36-3)SIDE MOUNT FILTER



N°	GC CODE	REF	DESCRIPTION
1	6500250180		Air bleed tube - 1m
2	6501250107		Air bleed tube cap
3	6552250214		Header less rose - 2"
4	6552250021		Metal lid tool - 8"
4	6552250025		Plastic lid tool
5	6552250097		Plastic lid - 8"
6	6552250100		Lid O-ring - 8"
7	6552250144		Union adaptor - 2"
8	6552250169		Union adaptor gasket - 2"
8	6552250173		Union adaptor gasket - 3" (per pair, pre 2007)
8	6552250175		Union adaptor O-ring - 3" (per pair, post 2007)
9	6552250236		Bulkhead fitting - 2"
9	6552250240		Bulkhead fitting - 3"
10	6552250262		Bulkhead gasket - 2" (per pair)
10	6552250266		Bulkhead gasket - 3" (per pair)
11	6552250341		Under drain
12	6552250354		Self tapping screw - 3/4"
13	6552250394		Lateral set for 2" connections (4 x 120 mm, 4 x 180 mm, 12 x 240 mm)
13	6552250395		Lateral set for 3" connections (4 x 120 mm, 4 x 180 mm, 4 x 240 mm, 4 x 280 mm)
14	6552250436		Drain plug complete - 15 mm (2" & 3")
14	6597250435		Drain plug - 40mm (3")
15	6552250445		Drain cap only
16	6597250118		Rose only - 8"

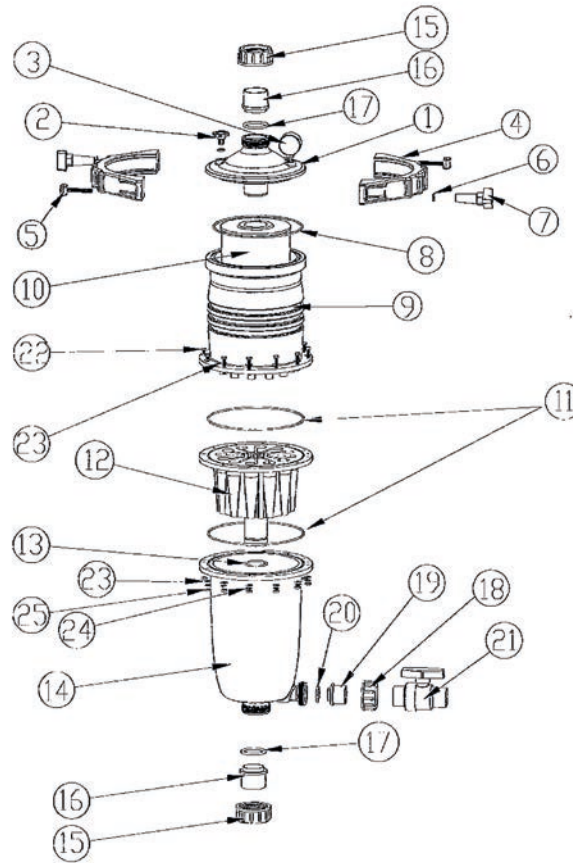
LACRON SUREFLOW LSC 42" SIDE MOUNT FILTER



6 FILTERS

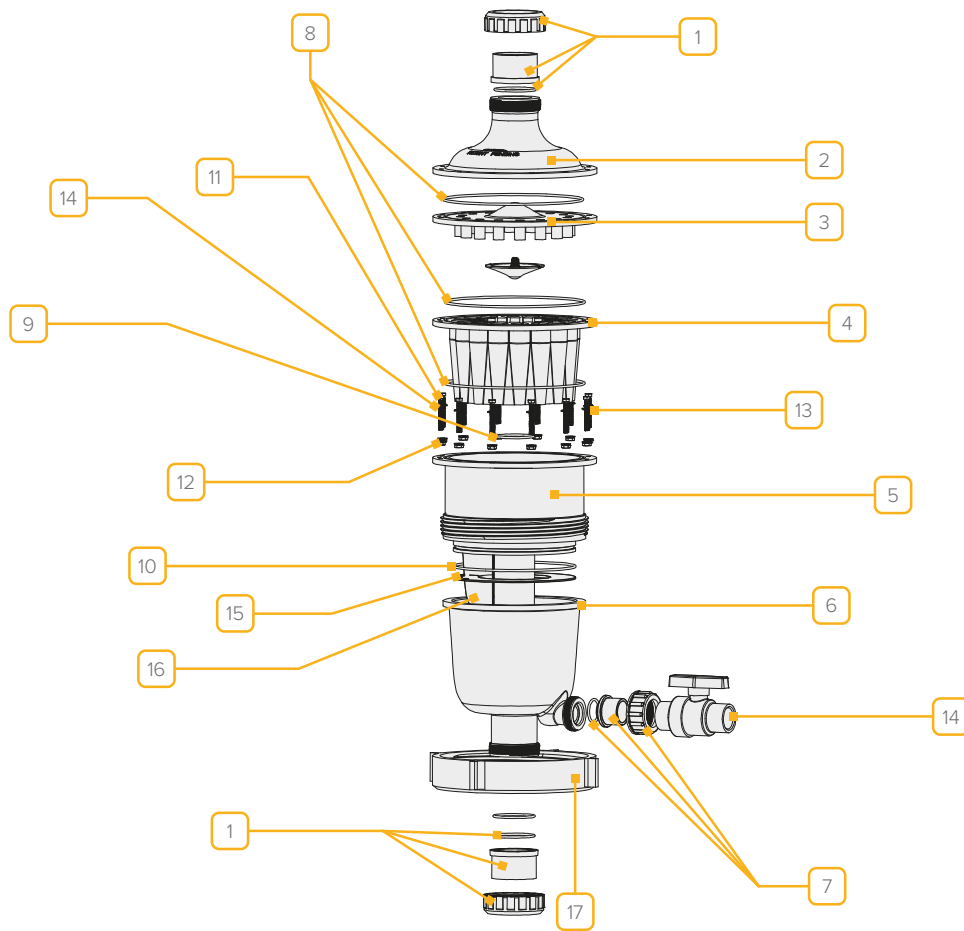
N°	GC CODE	REF	DESCRIPTION
1	6500250180		Air bleed tube – 1m
2	6501250107		Air bleed tube cap
3	6552250021		Metal lid tool – 8"
3	6552250025		Plastic lid tool
4	6552250097		Plastic lid – 8"
5	6552250100		Lid O-ring – 8"
7	6552250173		Union adaptor gasket – 3" (per pair, pre 2007)
7	6552250175		Union adaptor O-ring – 3" (per pair, post 2007)
8	6552250204		Left hand header less rose
9	6552250206		Main header tee
10	6552250208		Right hand header less rose
11	6552250240		Bulkhead fitting – 3"
12	6552250266		Bulkhead gasket – 3" (per pair)
13	6552250344		Left hand under drain
14	6552250345		Main under drain tee with connecting pipes
15	6552250346		Right hand under drain
16	6552250354		Self tapping screw – ¾"
17	6552250398		Lateral set (4 x 60 mm, 4 x 180 mm, 12 x 280 mm)
18	6552250445		Drain cap only
19	6597250118		Rose only – 8"
20	6552250436		Drain plug complete – 15 mm
21	6597250435		Sand drain complete – 1½"

MULTICYCLONE PLUS & ULTRA 12



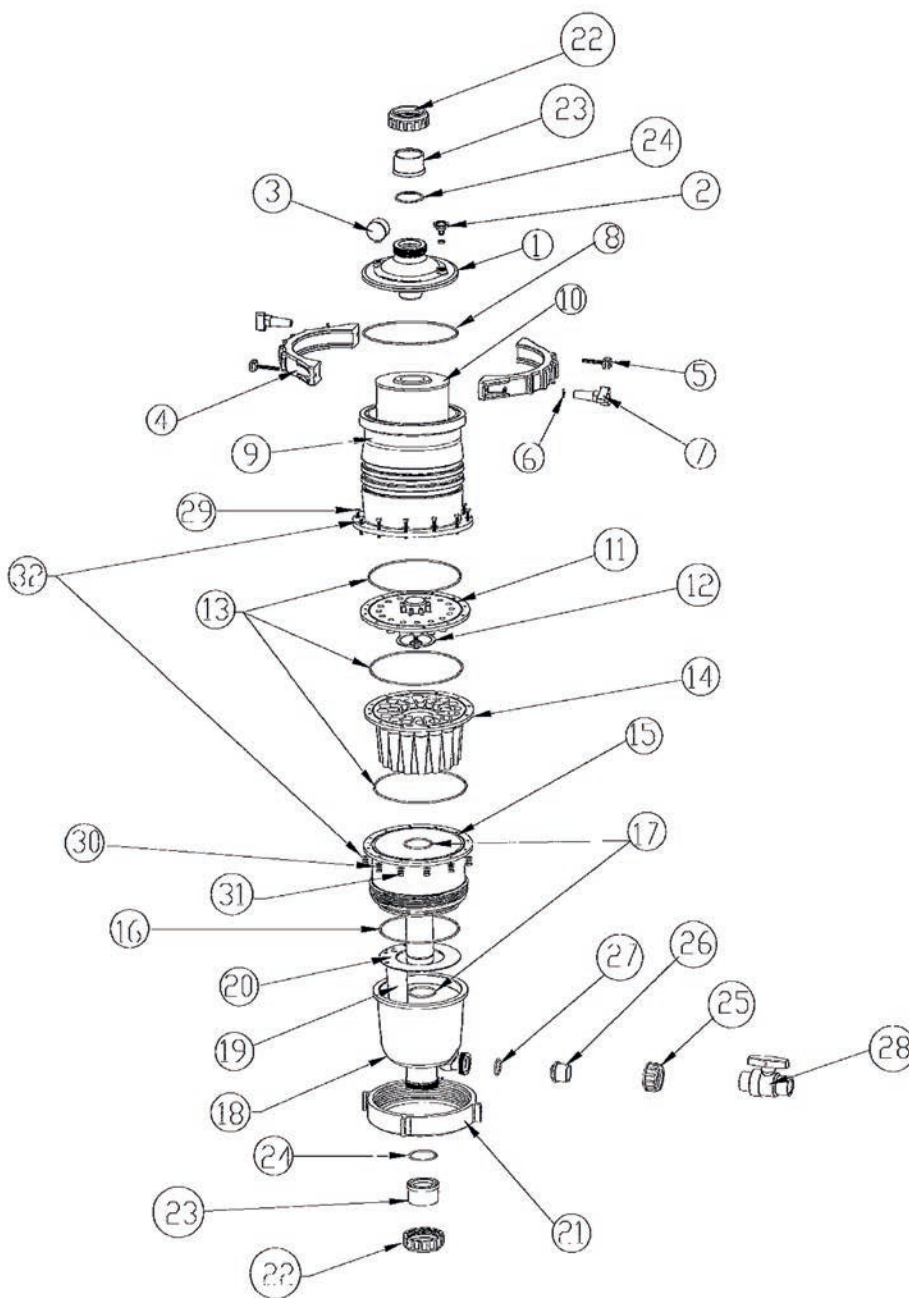
N°	GC CODE	REF	DESCRIPTION	QTY
1	3073030027	61314	Multicyclone Collector 50mm Clamp Type	1
2	6652850165	620221	Air Relief Tap	1
3	3073030028	W02703	Pressure Guage Dry 400	1
4	/	6220202	Clamp Band (Qty 2)	2
5	/	622203	Screw Overmolded M8 x60 S/S A2 Hex Bolt (Qty 2)	2
6	/	W22280	Washer Flat M8 Brass (Qty 2)	2
7	/	6622195	DE Knob w B/106 head (Qty 2)	2
8	/	W12612	O' Ring 4 x 200	1
9	/	61310	M/Cyclone Plus Cartridge Housing 50mm 12MC+	1
10	1552284740	62451	M/Cyclone Plus Cartridge Element 40 sq ft	1
	1552284770	62453	M/Cylone Ultra Cartridge Element 70 Sq ft	1
11	6552284642	61308	Body Ring 'O' Ring BS268 (Qty 2)	2
12	3073030031	61317	M/Cyclone Body 50mm 12MC+	1
13	3073030032	S061451	O' Ring ID 1.75" x 2" DD (BS224)	1
14	/	61312	M/cyclone Sediment Bowl 50mm	1
15	6597250140	W02209BLK	B/u Locking Nut 50mm Black (Qty 2)	2
16	3073030034	W02210BLK	B/u p/end slip/slip 50mm Black (Qty 2)	2
17	6552250117	W02213	O' Ring 50mm B/u EDPM (Qty 2)	2
18	3073030036	1222256	B/u Lock nut 32mm Black	1
19	3073030037	1222253	B/u P/end Slip/slip 32mm Black	1
20	3073030038	644790	O' Ring BS218	1
21	6552284682	140252	Compact Ball Valve	1
22	6552284663	W12984	Bolt M6 x 45mm Hex Head SS304 (Qty 12)	12
23	3073030039	W12782	Washer M6 Flat SS304 (Qty 24)	24
24	6552284675	W12783	Washer M6 Spring SS304 (Qty 12)	12
25	6552284669	W22040	Nut Hex M6 S/S304 (Qty 12)	12

WATERCO MULTICYCLONE 16 CENTRIFUGAL FILTER



N°	GC CODE	REF	DESCRIPTION
1	6552284012		Black half union assembly – 63mm
1	6552284620		Black half union assembly – 2"
2	6552284601		Top plate collector
3	6552284605		Manifold plate assembly
4	6552284623		Internal body separator
5	6552284628		Body
6	6552284635		Sediment bowl
7	6552284640		Black half union assembly – 25mm/1"
8	6552284642		Body ring O-ring (3 required)
9	6552284649		Cartridge O-ring
10	6552284655		Sediment O-ring
11	6552284663		Bolt – M6 x 45 hex (12 required)
12	6552284669		Nut – M6 (12 required)
13	6552284675		Washer – M6 0.25" x 0.56" (pack of 12)
14	6552284682		Ball valve compact ball – 25mm/1"
15	6552284689		Baffle ring
16	6552284692		Sediment bowl partition
17	6597250097		Black body lock ring

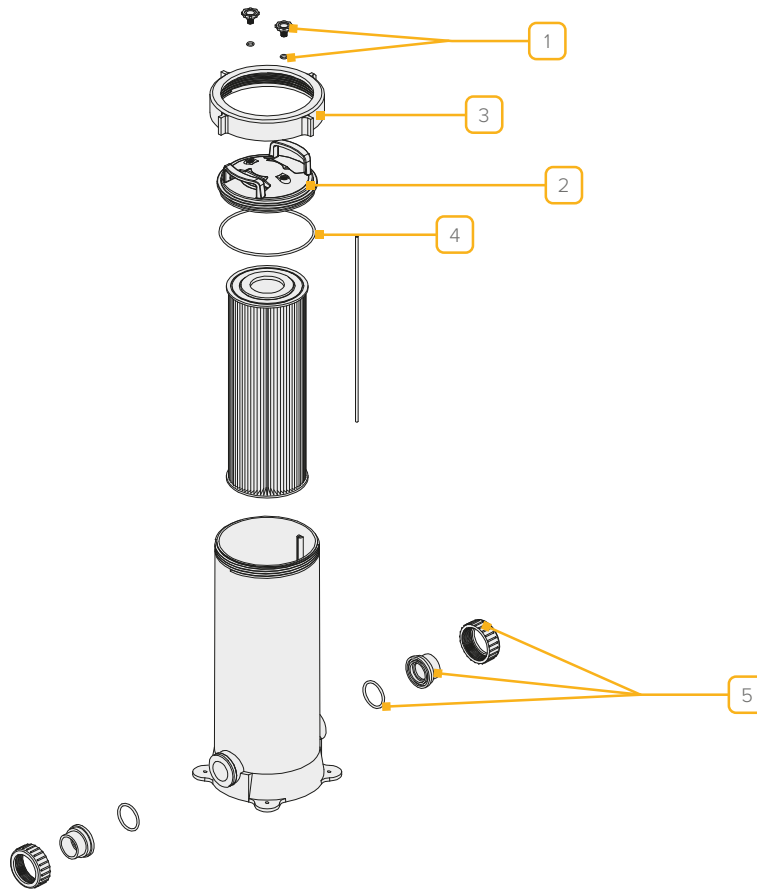
MULTICYCLONE PLUS & ULTRA 16



N°	GC CODE	REF	DESCRIPTION	QTY
10	1552284740	62451	M/Cyclone Plus Cartridge Element 40 sq ft	1
10	1552284770	62453	M/Cylone Ultra Cartridge Element 70 Sq ft	1
22	6597250140	W02209BLK	B/u Locking Nut 50mm Black (Qty 2)	1
23	3073030034	W02210BLK	B/u p/end slip/slip 50mm Black (Qty 2)	1
24	6552250117	W02213	O' Ring 50mm B/u EDPM (Qty 2)	1

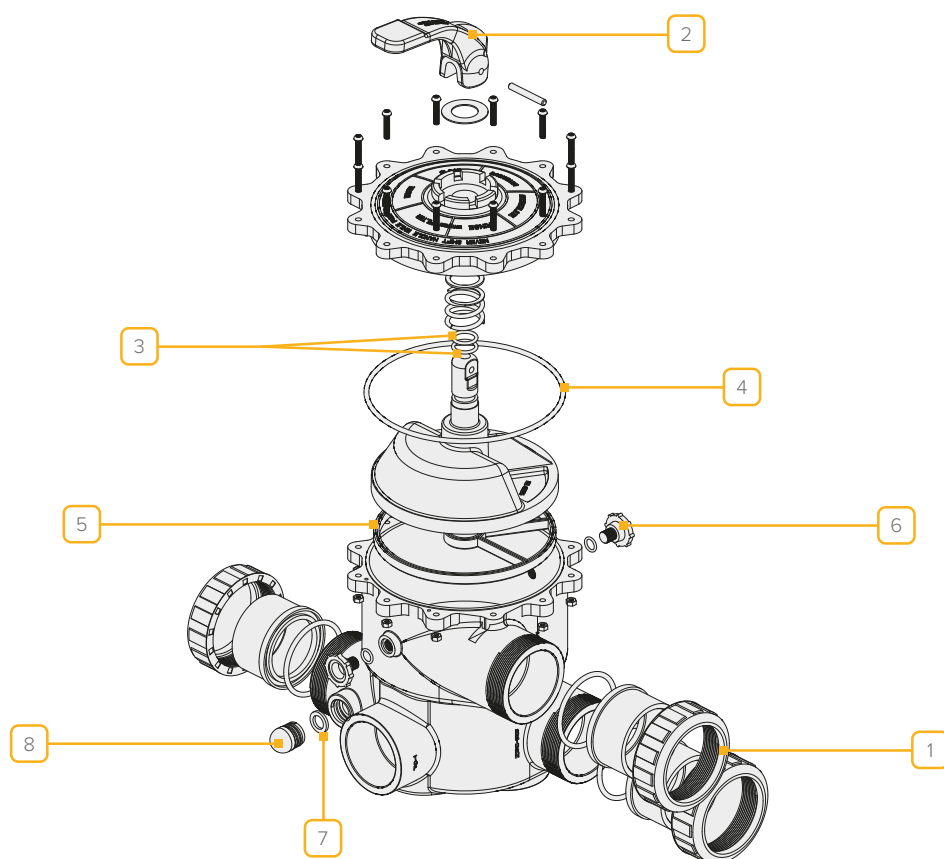
WATERCO TRIMLINE CARTRIDGE FILTER

6 FILTERS



N°	GC CODE	REF	DESCRIPTION
1	6652850165		Air release valve (Mark 2)
2	6597272093		Pewter lid complete with O-ring - 6 bar (Mark 3)
3	6597250097		Lock ring
4	6597250101		Lid O-ring
5	6597272141		Half union 2" x 50 mm
5	6597272143		Half union - 1½"/2"

WATERCO MULTIPOINT VALVE



VALVE - 1½"

N°	GC CODE	REF	DESCRIPTION
1	6497240003		Union - 50 mm
1	6497240004		Half union - 1½"
2	6652850005		Handle
3	6652850045		Shaft O-ring
4	6652850150		Top cover O-ring
5	6652850160		Spider gasket (∅ = 143 mm) (while stocks last)
5	6652850161		Rotor with spider gasket (∅ = 143 mm)
6	6652850165		Air release
7	6652850170		Sight glass O-ring
8	6652850175		Sight glass

VALVE - 2"

N°	GC CODE	REF	DESCRIPTION
1	6497240005		Half union - 2"
2	6652850205		Handle
3	6652850245		Shaft O-ring
4	6652850250		Top cover O-ring
5	6652850260		Spider gasket (∅ = 175 mm)
7	6652850270		Sight glass O-ring
8	6652850275		Sight glass

07

FLOW VIS



FLOWVIS

N°	GC CODE	REF	DESCRIPTION	QTY
	6610713050		<i>Lid d50 with scale label (excludes service kit parts)</i>	
	6610713063		<i>Lid d63/d75 with scale Label (excludes service Kit parts)</i>	
	6610713090		<i>Lid assembly d90 incl. flapper</i>	
	6610713110		<i>Lid assembly d110 incl. flapper</i>	
	6610713160		<i>Lid assembly d160 incl. flapper</i>	
	6610713200		<i>Lid assembly d200 incl. flapper</i>	

08

HEATING

INVERX
by AIRLAND

TurboSilencetech

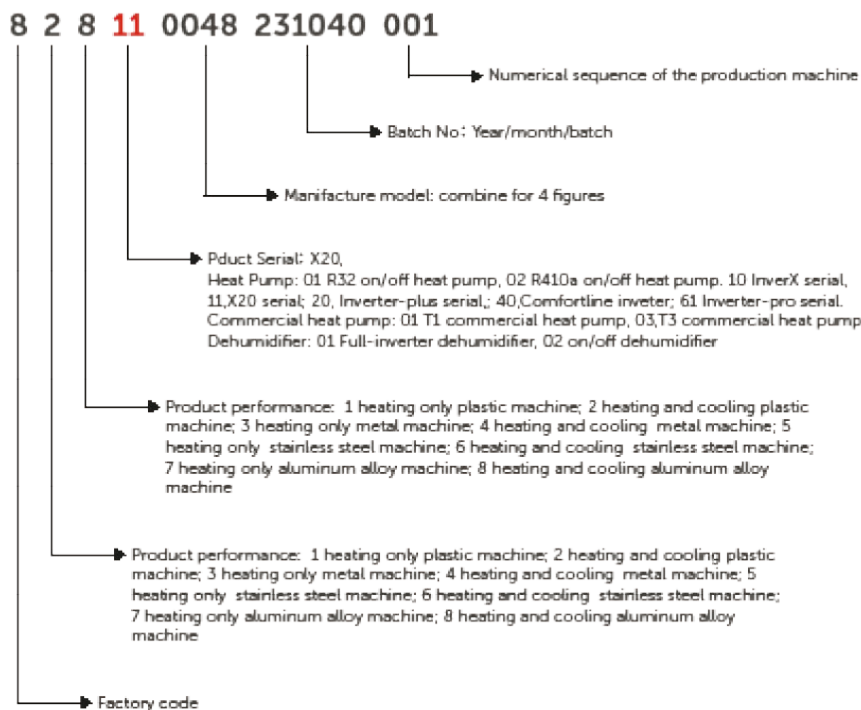
SERIAL NUMBERS FOR HEATPUMPS BUILT AFTER 2023

New Serial:

Customer code



Exam:



MODEL	MANUFACTURE MODEL	MODEL	MANUFACTURE MODEL	MODEL	MANUFACTURE MODEL
X20-09	0018	IXR66T	3561	IPHR45	0043
X20-11	0023	IXR80	0681	IPHR55	0051
X20-14	0028	IXR80T	3681	IPHR70	0068
X20-16	0033	IXR110T	3781	IPHR70T	3068
X20-18	0036	IXR21V	0018	IPHR100T	3078
X20-22	0048	IXR26V	0023	BPNR07	3081
X20-26	0056	IXR36V	0028	BPNR09	5061
X20-26T	3056	IXR46V	0033	BPNR11	7001
X20-32	0068	IXR56V	0048	BPNR13	8081
X20-32T	3068	IXR66V	0056	BPNR17	0011
X20-40T	3078	IXR80V	0068	BPNR21	0013
IXR21	0023	IXR80VT	3068	BPNR24	0148
IXR28	0231	IXR110VT	3078	IPHC150T	0401
IXR36	0281	IPHR15	0015	IPHC300T	0801
IXR43	0033	IPHR20	0020		
IXR46	0351	IPHR26	0023		
IXR56	0481	IPHR33	0028		
IXR66	0561	IPHR40	0033		

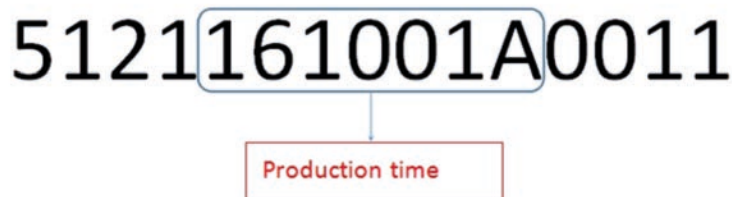
SERIAL NUMBERS FOR HEATPUMPS BUILT BEFORE 2023

A HEAT PUMP SERIAL NUMBER IS STRUCTURED AS FOLLOWS:

1st 4 digits + possibly a letter determine type of heat pump

the 6 following digits give the date of production as follows: yymmdd + possibly followed by a letter. This is the model

the last 4 digits are the serial number of production



INVERTER+ RANGE

Inverter+ 10kW

until 2020 product code IPH25; serial number starting with 5121 as from 2020 product code IPHR26; serial number starting with 5123

Inverter+ 13 kW

until 2020 product code IPH35; serial number starting with 5131 as from 2020 product code IPHR33; serial number starting with 5128

Inverter+ 17 kW

until 2020 product code IPH45; serial number starting with 5143 as from 2020 product code IPHR45; serial number starting with 5143

Inverter+ 21 kW

until 2020 product code IPH55; serial number starting with 5151 as from 2020 product code IPHR55; serial number starting with 5151

Inverter+ 28 kW, mono phase

until 2020 product code IPH70; serial number starting with 5168 as from 2020 product code IPHR70; serial number starting with 5168

Inverter+ 28 kW, 3x380V

until 2020 product code IPH70T; serial number starting with 5168S as from 2020 product code IPHR70T; serial number starting with 5168S

Inverter+ 35 kW, 3x380V

until 2020 product code IPH100T; serial number starting with 5178S as from 2020 product code IPHR100T; serial number starting with 5178S

Inverter+ 60 kW, 3x380V

product code IPH150T; serial number starting with 5140S

Inverter+ 120 kW, 3x380V

product code IPH300T; serial number starting with 5180S

INVERX HORIZONTAL RANGE

InverX 11 kW

product code IXR36; serial number starting with 3128

InverX 14 kW

product code IXR46; serial number starting with 3133

InverX 18 kW

product code IXR56, serial number starting with 3148

InverX 22 kW

product code IXR66, serial number starting with 3158

InverX 28 kW, mono phase

product code IXR80, serial number starting with 3168

InverX 28 kW, 3x380V

product code IXR80T, serial number starting with 3168S

InverX 35 kW, 3x380V

product code IXR110T, serial number starting with 3178S

INVERX VERTICAL RANGE**InverX 11 kW vertical**

product code IXR36V, serial number starting with 3128V

InverX 14 kW vertical

product code IXR46V, serial number starting with 3133V

InverX 18 kW vertical

product code IXR56V, serial number starting with 3148V

InverX 22 kW vertical

product code IXR66V, serial number starting with 3158V

InverX 28 kW vertical, mono phase

product code IXR80V, serial number starting with 3168V

InverX 28 kW vertical, 3x380V

product code IXR80VT, serial number starting with 3168VS

InverX 35 kW vertical, 3x380V

product code IXR110VT, serial number starting with 3178VS

Model

Model is the year of the device. Model/year starts from 1 July to the end of June of a year each time.

model 2016 are devices that were produced before 30/06/2016 (xxxx160630xxxx)

model 2017 are devices that were produced between 1/7/2016 and 30/06/2017 (xxxx160701xxxx until xxxx170630xxxx)

model 2018 are devices that were produced between 1/7/2017 and 30/06/2018 (xxxx170701xxxx until xxxx180630xxxx)

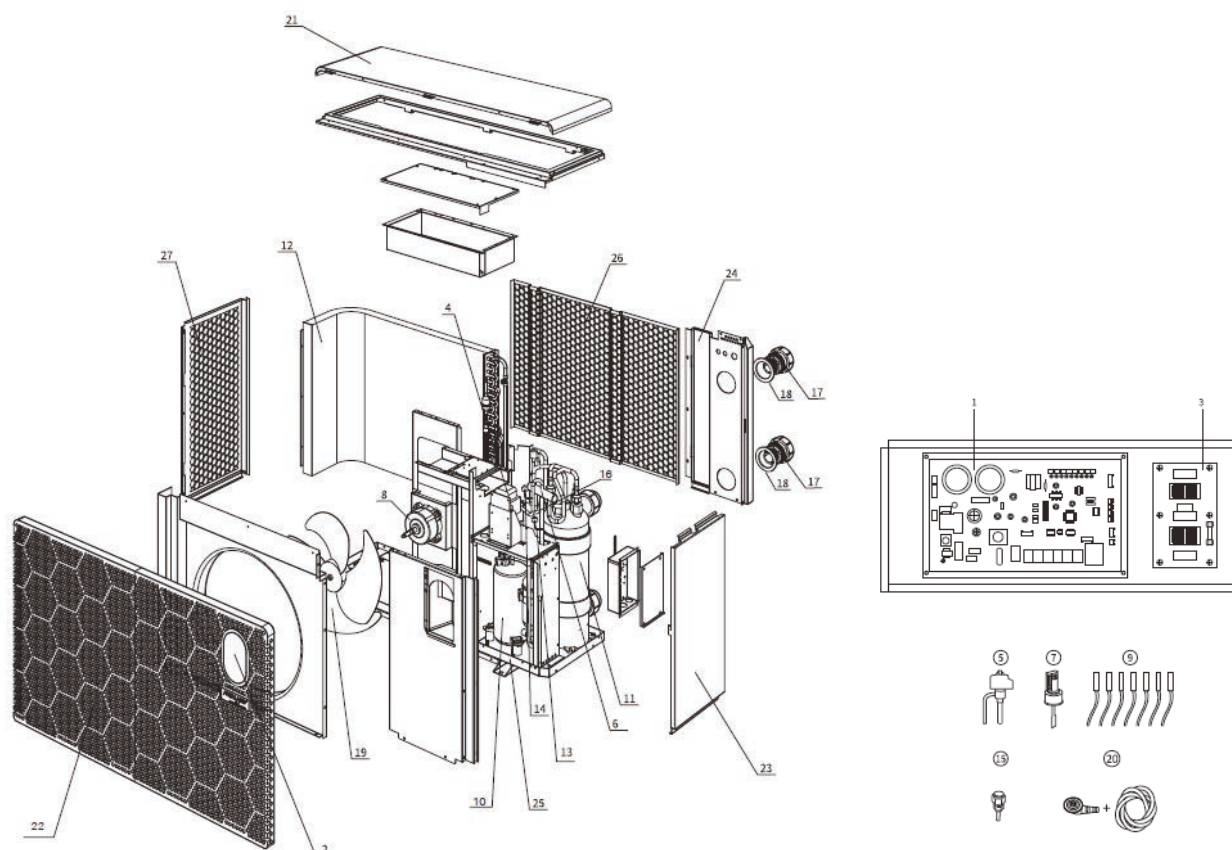
model 2019 are devices that were produced between 1/7/2018 and 30/06/2019 (xxxx180701xxxx until xxxx190630xxxx)

model 2020 are devices that were produced between 1/7/2019 and 30/06/2020 (xxxx190701xxxx until xxxx200630xxxx)

model 2021 are devices that were produced between 1/7/2020 and 30/06/2021 (xxxx200701xxxx until xxxx210630xxxx)

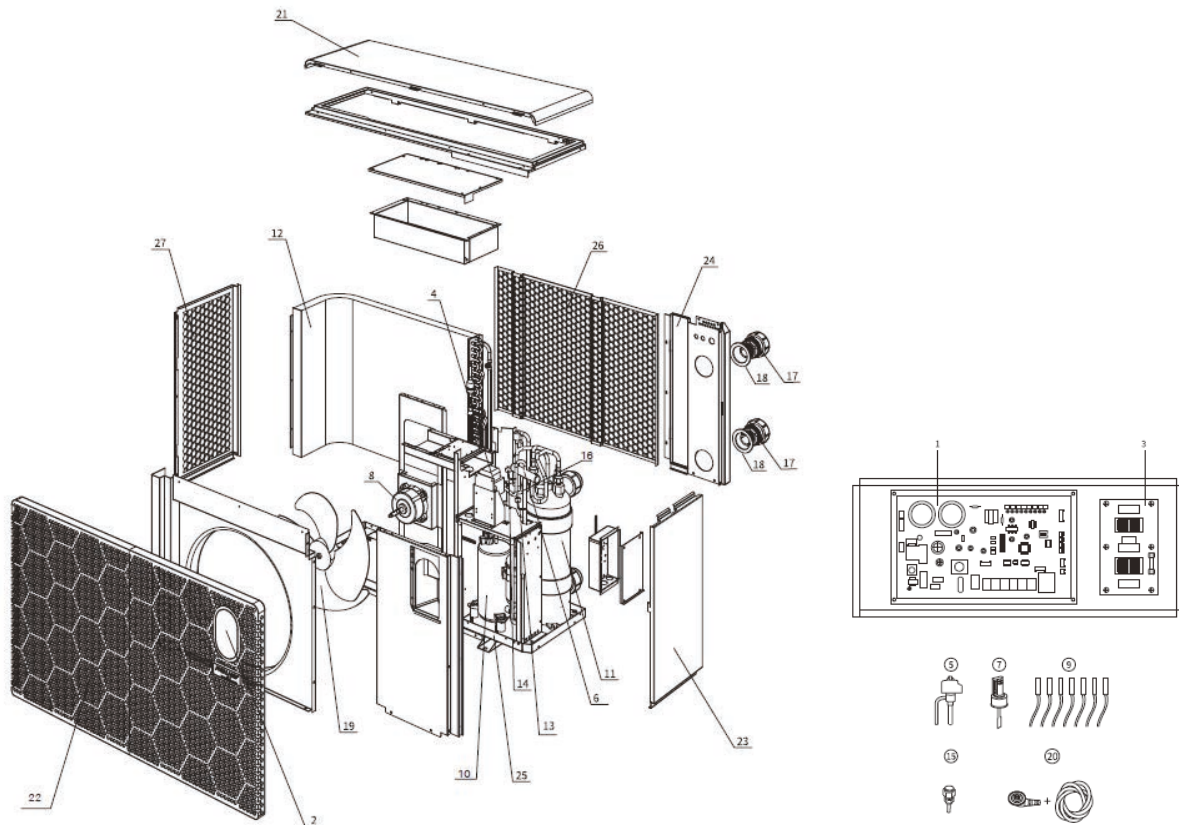
model 2021 are devices that were produced between 1/7/2021 and 30/06/2022 (xxxx210701xxxx until xxxx220630xxxx)

FAIRLAND X20-14



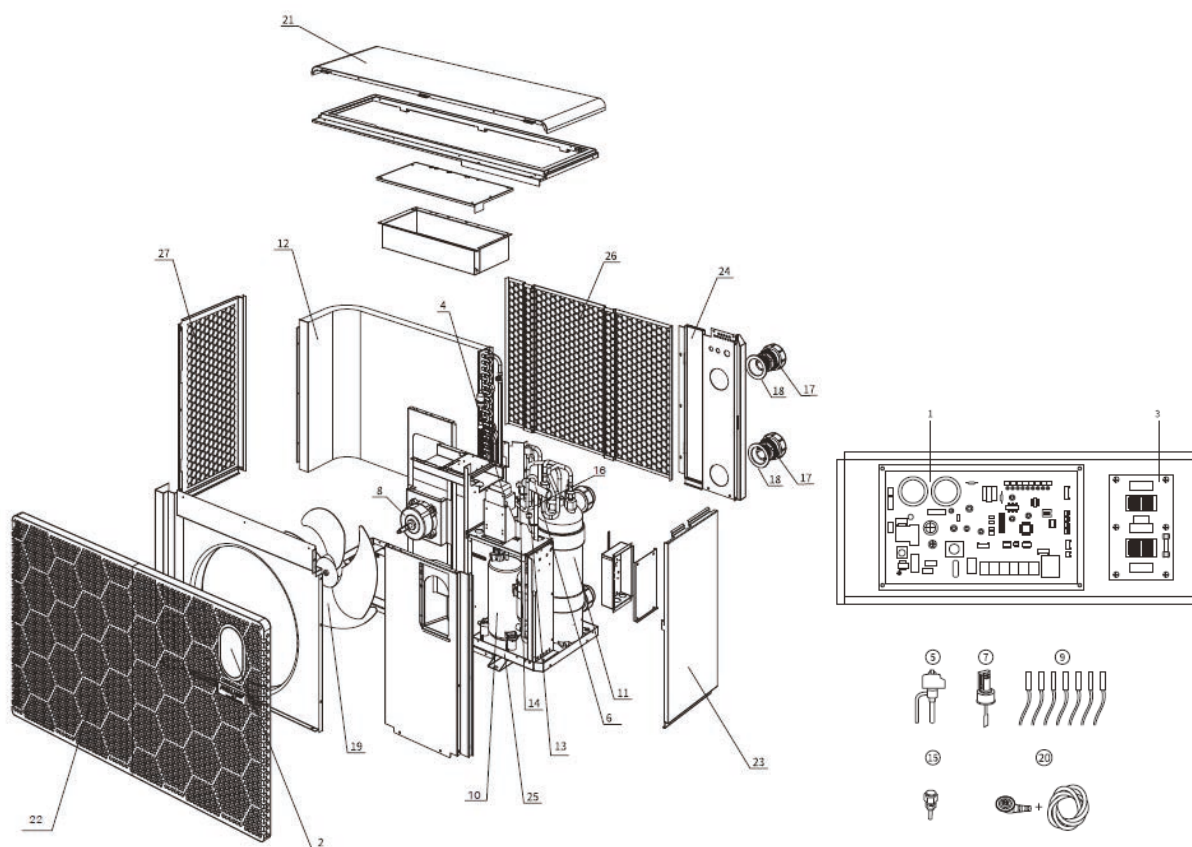
N°	GC CODE	REF	DESCRIPTION
1	3096010896	2005030200056H28	Integrated board
2	3096010911	2005020900011	Oval touch controller
3	3096010428	033092330000	Power filter plate
4	3096010350	041301080000	Reactor (big)
5	3096010880	2002010200023	Electronic expansion valve
6	3096010433	006110080001	4-way valve
7	3096010036	040060620000	Water flow switch
8	3096010886	1201020100013	Fan motor
9	3096010716	Z35043000400	Full set of sensors
10	3096010537	031064010000	Compressor
11	3096010932	2001020100198	Titanium heat exchanger
12	/	1202010200130	Evaporator
13	3096010354	040050630000	High pressure protection switch
14	3096010355	040050130000	Low pressure protection switch
15	3096010056	006080500000	Low pressure valve
16	/	1203020300010	Liquid reservoir
17	3096010037	003990020000	Water union (black, 50mm)
18	3096030031	004980050003	Water union gasket
19	3096010423	007010140000	Fan
20	3096010112	Z03991700000	Drainage kit
21	3096010923	1220020103694	Top cover
22	3096010889	1220020302222	Front panel
23	3096010916	122020302072	Right up panel
24	3096010867	1220020302224	Back panel
25	/	122020103695	Bottom board
26	3096010859	1220020302223	Back mesh panel
27	3096010906	1220020302069	Left mesh panel

FAIRLAND X20-16



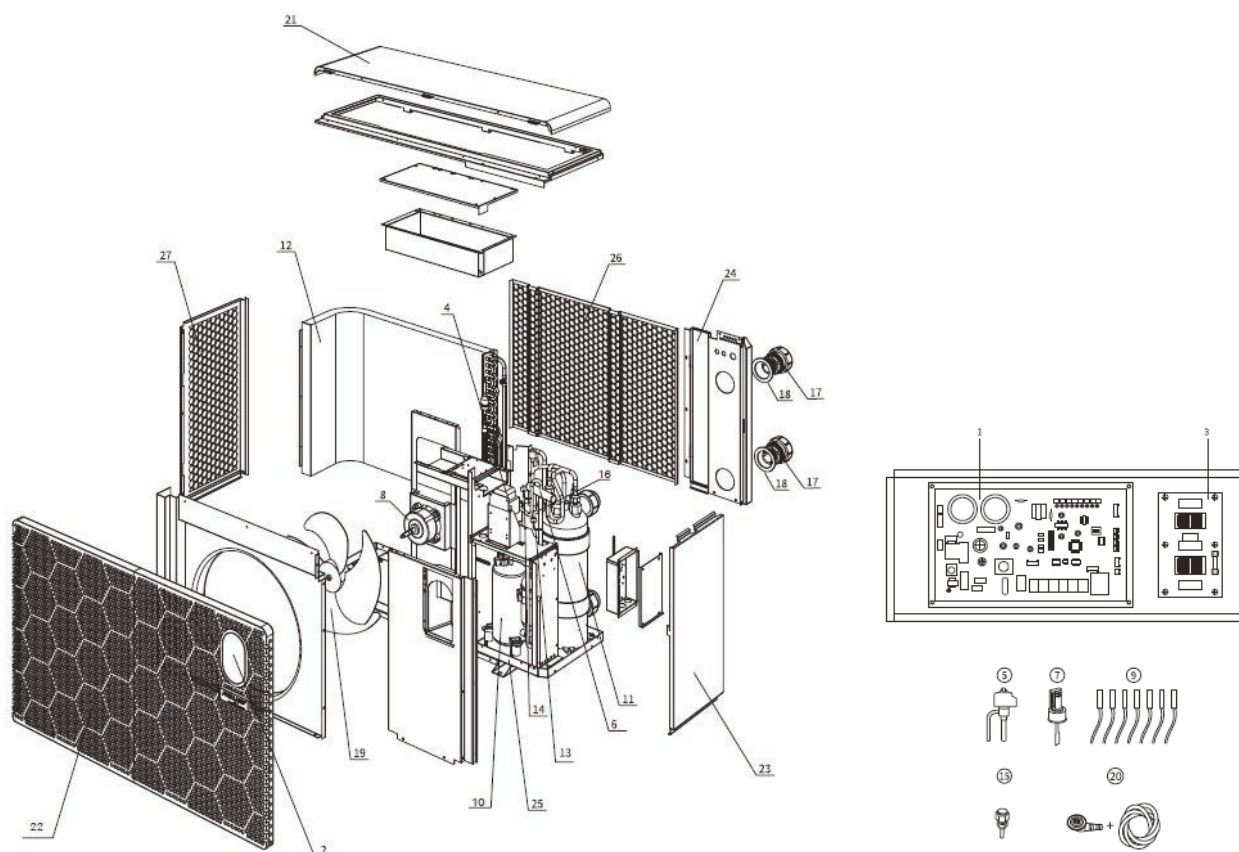
N°	GC CODE	REF	DESCRIPTION
1	3096010897	2005030200057H33	Integrated board
2	3096010911	2005020900011	Oval touch controller
3	3096010428	033092330000	Power filter plate
4	3096010351	041301100000	Reactor (big)
5	3096010431	006121000001	Electronic expansion valve
6	3096010433	006110080001	4-way valve
7	3096010036	040060620000	Water flow switch
8	3096010887	1201020100073	Fan motor
9	3096010716	Z35043000400	Full set of sensors
10	3096010439	031064020000	Compressor
11	3096010933	2001020100199	Titanium heat exchanger
12	/	1202010200129	Evaporator
13	3096010354	040050630000	High pressure protection switch
14	3096010355	040050130000	Low pressure protection switch
15	3096010056	006080500000	Low pressure valve
16	/	1203020300010	Liquid reservoir
17	3096010037	003990020000	Water union (black, 50mm)
18	3096030031	004980050003	Water union gasket
19	3096010884	1220010200195	Fan
20	3096010112	Z03991700000	Drainage kit
21	3096010922	1220020103412	Top cover
22	3096010888	1220020302068	Front panel
23	3096010916	122020302072	Right up panel
24	3096010866	1220020302071	Back panel
25	/	1220020103413	Bottom board
26	3096010858	1220020302070	Back mesh panel
27	3096010906	1220020302069	Left mesh panel

FAIRLAND X20-18



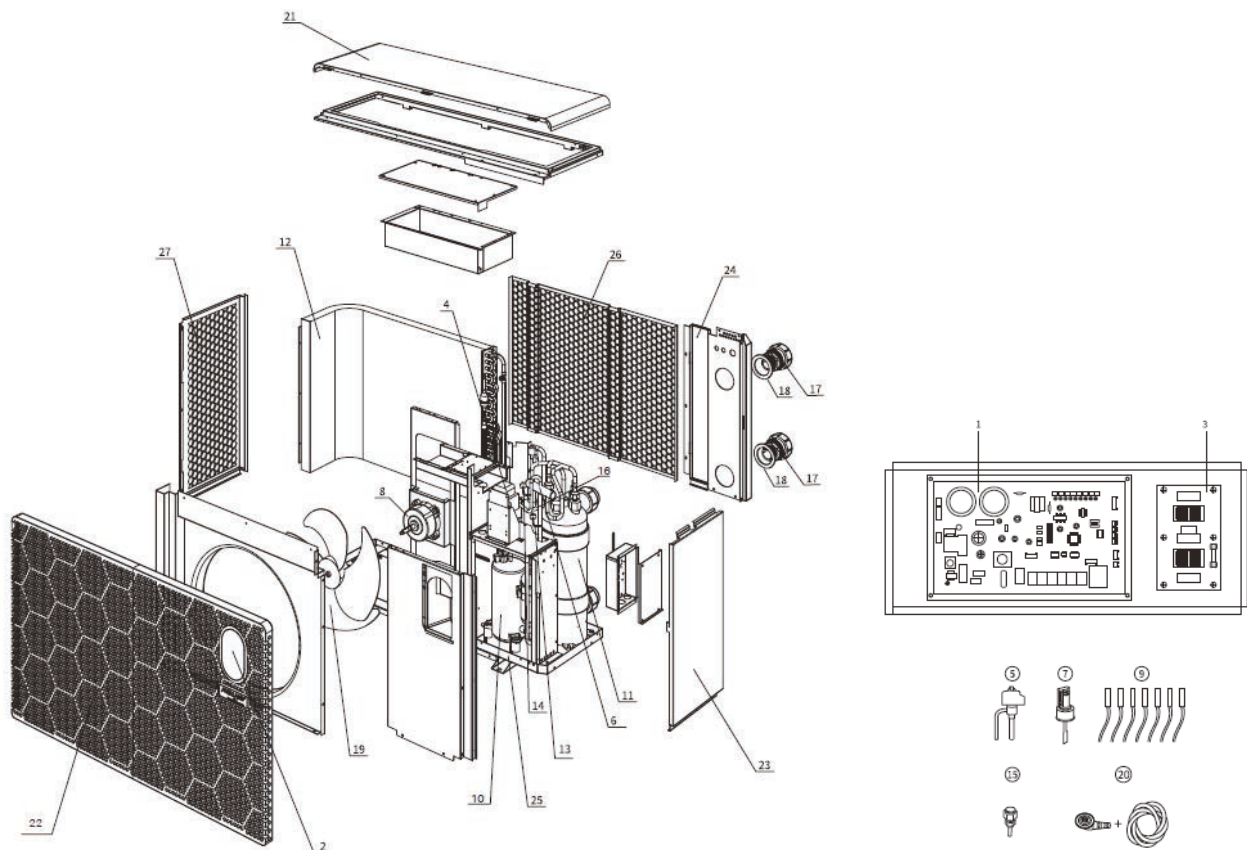
N°	GC CODE	REF	DESCRIPTION
1	3096010901	2005030200071H36	Integrated board
2	3096010911	2005020900011	Oval touch controller
3	3096010428	033092330000	Power filter plate
4	3096010351	041301100000	Reactor (big)
5	3096010431	006121000001	Electronic expansion valve
6	3096010433	006110080001	4-way valve
7	3096010036	040060620000	Water flow switch
8	3096010887	1201020100073	Fan motor
9	3096010716	Z35043000400	Full set of sensors
10	3096010877	1201010300052	Compressor
11	3096010934	2001020100208	Titanium heat exchanger
12	/	1202010200129	Evaporator
13	3096010354	040050630000	High pressure protection switch
14	3096010355	040050130000	Low pressure protection switch
15	3096010056	006080500000	Low pressure valve
16	/	1203020300010	Liquid reservoir
17	3096010037	003990020000	Water union (black, 50mm)
18	3096030031	004980050003	Water union gasket
19	3096010884	1220010200195	Fan
20	3096010112	Z03991700000	Drainage kit
21	3096010922	1220020103412	Top cover
22	3096010888	1220020302068	Front panel
23	3096010916	122020302072	Right up panel
24	3096010872	1220020302740	Back panel
25	/	1220020104324	Bottom board
26	3096010858	1220020302070	Back mesh panel
27	3096010906	1220020302069	Left mesh panel

FAIRLAND X20-22



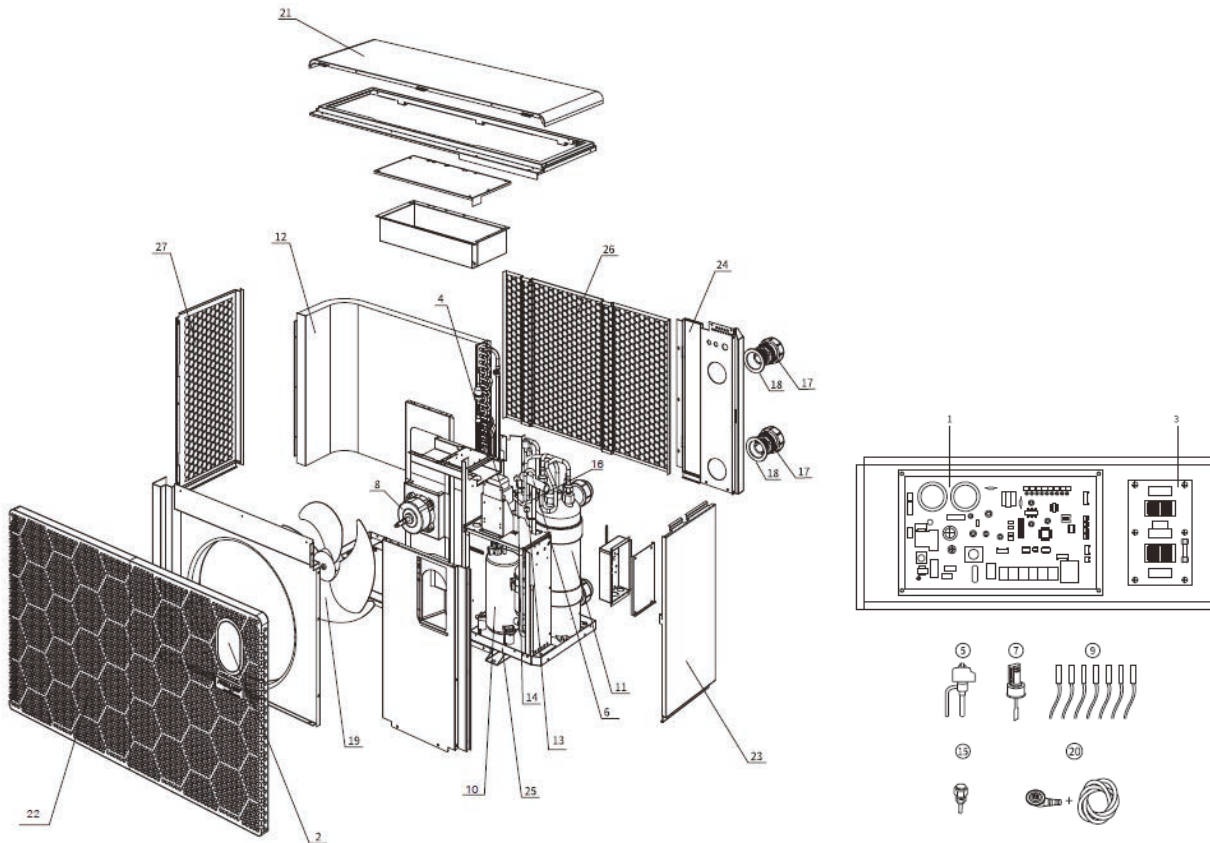
N°	GC CODE	REF	DESCRIPTION
1	3096010898	2005030200058H48	Integrated board
2	3096010911	2005020900011	Oval touch controller
3	3096010429	033092340000	Power filter plate
4	3096010351	041301100000	Reactor (big)
5	3096010431	006121000001	Electronic expansion valve
6	3096010434	006110210001	4-way valve
7	3096010036	040060620000	Water flow switch
8	3096010766	032051700000	Fan motor
9	3096010716	Z35043000400	Full set of sensors
10	3096010440	031064060000	Compressor
11	3096010935	2001020100200	Titanium heat exchanger
12	/	1202010200131	Evaporator
13	3096010354	040050630000	High pressure protection switch
14	3096010355	040050130000	Low pressure protection switch
15	3096010056	006080500000	Low pressure valve
16	/	1203020300010	Liquid reservoir
17	3096010037	003990020000	Water union (black, 50mm)
18	3096030031	004980050003	Water union gasket
19	3096010252	007010070000	Fan
20	3096010112	Z03991700000	Drainage kit
21	3096010924	1220020103701	Top cover
22	3096010890	1220020302232	Front panel
23	3096010917	1220020302236	Right up panel
24	3096010868	1220020302235	Back panel
25	/	1220020103702	Bottom board
26	3096010860	1220020302234	Back mesh panel
27	3096010907	1220020302233	Left mesh panel

FAIRLAND X20-26



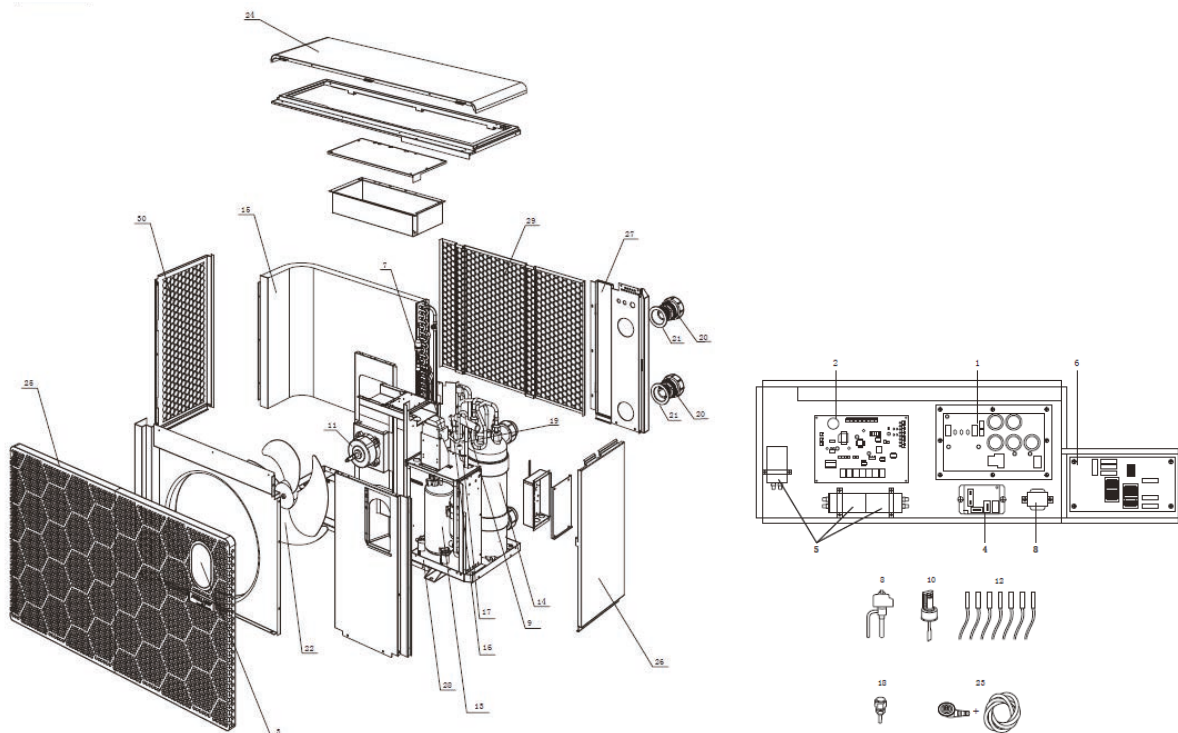
N°	GC CODE	REF	DESCRIPTION
1	3096010899	2005030200059H56	Integrated board
2	3096010911	2005020900011	Oval touch controller
3	3096010430	033092370000	Power filter plate
4	3096010710	041301110000	Reactor (big)
5	3096010505	006121110001	Electronic expansion valve
6	3096010857	2002010100014	4-way valve
7	3096010036	040060620000	Water flow switch
8	3096010885	032051640000	Fan motor
9	3096010716	Z35043000400	Full set of sensors
10	3096010876	1201010300043	Compressor
11	3096010936	2001020100203	Titanium heat exchanger
12	/	1202010200135	Evaporator
13	3096010354	040050630000	High pressure protection switch
14	3096010355	040050130000	Low pressure protection switch
15	3096010056	006080500000	Low pressure valve
16	/	1203020300001	Liquid reservoir
17	3096010037	003990020000	Water union (black, 50mm)
18	3096030031	004980050003	Water union gasket
19	3096010253	007010120000	Fan
20	3096010112	Z03991700000	Drainage kit
21	3096010926	122020103755	Top cover
22	3096010892	1220020302244	Front panel
23	3096010918	1220020302248	Right up panel
24	3096010870	1220020302247	Back panel
25	/	1220020103756	Bottom board
26	3096010862	1220020302246	Back mesh panel
27	3096010908	1220020302245	Left mesh panel

FAIRLAND X20- 32



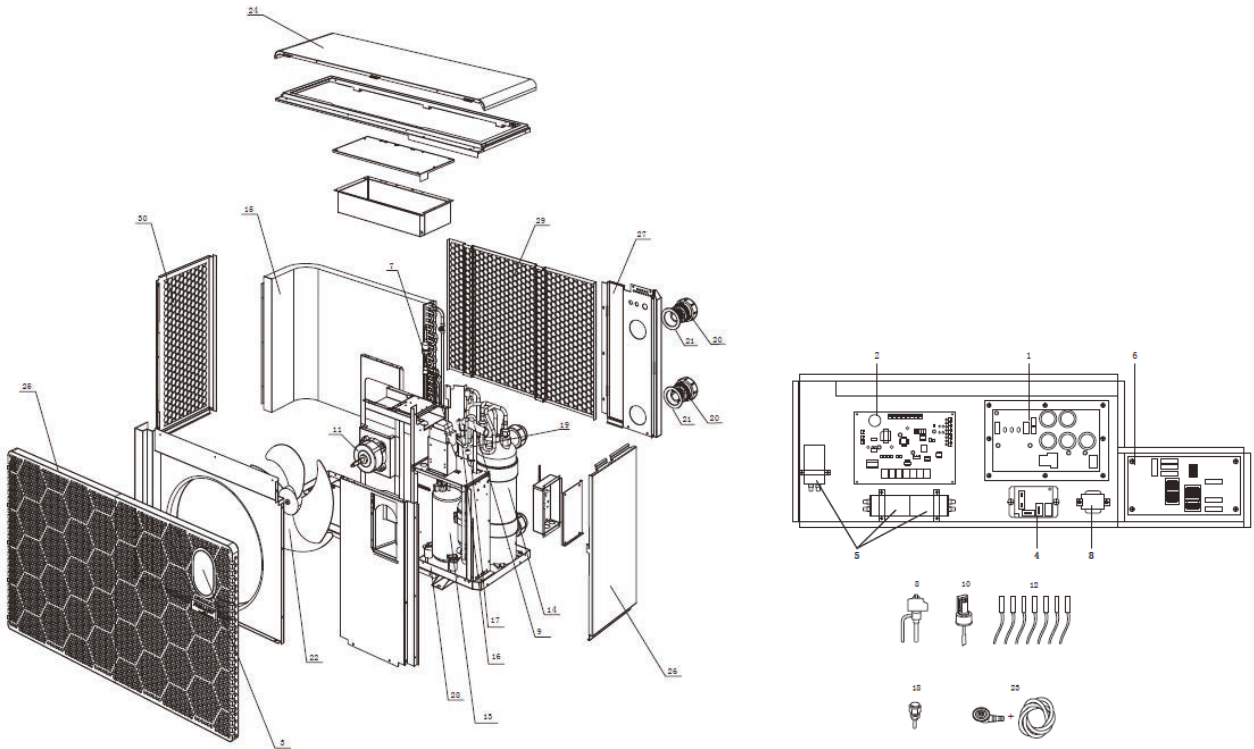
N°	GC CODE	REF	DESCRIPTION
1	3096010902	2005030200073H68	Integrated board
2	3096010911	2005020900011	Oval touch controller
3	3096010430	033092370000	Power filter plate
4	3096010710	041301110000	Reactor (big)
5	3096010881	2002010200025	Electronic expansion valve
6	3096010857	2002010100014	4-way valve
7	3096010036	040060620000	Water flow switch
8	3096010506	032051720000	Fan motor
9	3096010716	Z35043000400	Full set of sensors
10	3096010441	031064040000	Compressor
11	3096010937	2001020100163	Titanium heat exchanger
12	/	1202010200141	Evaporator
13	3096010354	040050630000	High pressure protection switch
14	3096010355	040050130000	Low pressure protection switch
15	3096010056	006080500000	Low pressure valve
16	/	1203020300001	Liquid reservoir
17	3096010037	003990020000	Water union (black, 50mm)
18	3096030031	004980050003	Water union gasket
19	3096010225	007010080000	Fan
20	3096010112	Z03991700000	Drainage kit
21	3096010928	1220020104341	Top cover
22	3096010894	1220020302764	Front panel
23	3096010919	1220020302768	Right up panel
24	3096010873	1220020302767	Back panel
25	/	1220020104086	Bottom board
26	3096010864	1220020302766	Back mesh panel
27	3096010910	1220020302765	Left mesh panel

FAIRLAND X20-26T



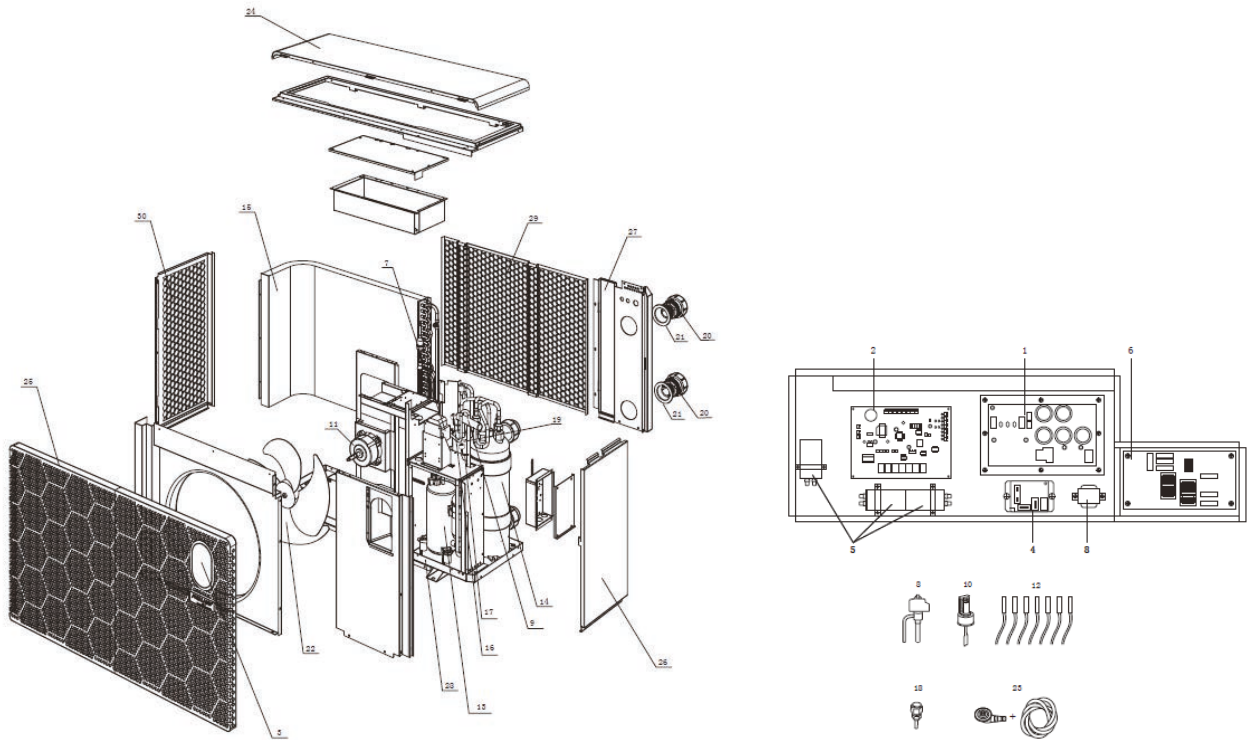
N°	GC CODE	REF	DESCRIPTION
1	3096010905	2005030100102	Inverter Board
2	3096010912	2005130100151H56s	PC Board (heat)
3	3096010911	2005020900011	Oval touch controller
4	3096010525	033990120000	Contacteur (3 phase relay)
5	3096010651	041020250000	Capacitor (3 phase)
6	3096010430	033092370000	Power filter plate
7	3096010710	041301110000	Reactor (big)
8	3096010883	2002010200030	Electronic expansion valve
9	3096010857	2002010100014	4-way valve
10	3096010036	040060620000	Water flow switch
11	3096010885	032051640000	Fan motor
12	3096010716	Z35043000400	Full set of sensors
13	3096010876	1201010300043	Compressor
14	3096010936	2001020100203	Titanium heat exchanger
15	/	1202010200154	Evaporator
16	3096010354	040050630000	High pressure protection switch
17	3096010355	040050130000	Low pressure protection switch
18	3096010056	006080500000	Low pressure valve
19	/	1203020300001	Liquid reservoir
20	3096010037	003990020000	Water union (black, 50mm)
21	3096030031	004980050003	Water union gasket
22	3096010253	007010120000	Fan
23	3096010112	Z03991700000	Drainage kit
24	3096010929	122020104537	Top cover
25	3096010892	1220020302244	Front panel
26	3096010920	1220020302783	Right up panel
27	3096010874	1220020302880	Back panel
28	/	1220020104516	Bottom board
29	3096010865	1220020302891	Back mesh panel
30	3096010908	1220020302245	Left mesh panel

FAIRLAND X20-32T



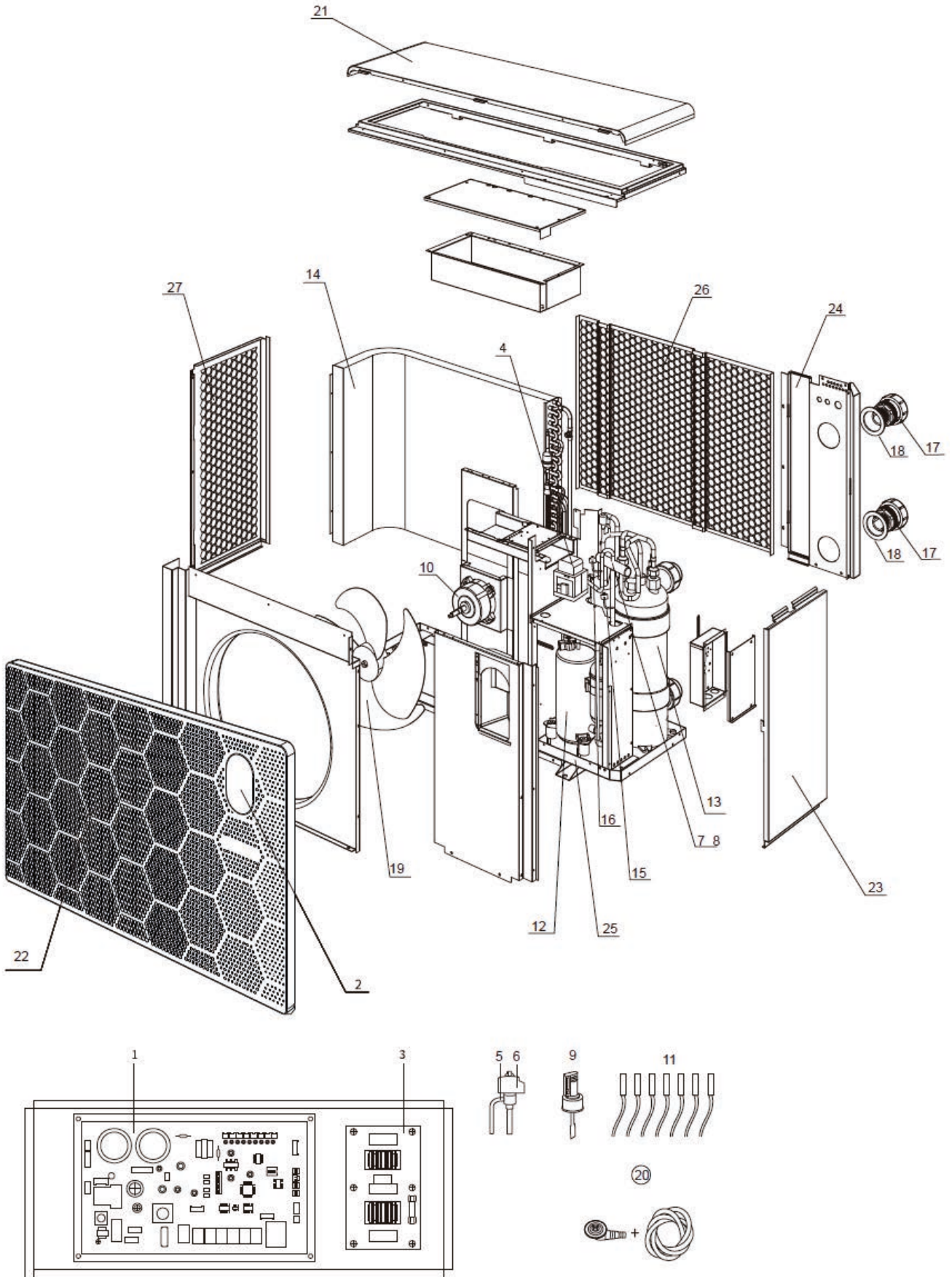
N°	GC CODE	REF	DESCRIPTION
1	3096010905	2005030100098	Inverter Board
2	3096010912	2005130100151H68s	PC Board (heat)
3	3096010911	2005020900011	Oval touch controller
4	3096010525	033990120000	Contactor (3 phase relay)
5	3096010651	041020250000	Capacitor (3 phase)
6	3096010527	033090650000	Power filter plate
7	3096010528	041301050000	Reactor (big)
8	3096010881	2002010200025	Electronic expansion valve
9	3096010857	2002010100014	4-way valve
10	3096010036	040060620000	Water flow switch
11	3096010506	032051720000	Fan motor
12	3096010716	Z35043000400	Full set of sensors
13	3096010441	031064040000	Compressor
14	3096010937	2001020100163	Titanium heat exchanger
15	/	1202010200141	Evaporator
16	3096010354	040050630000	High pressure protection switch
17	3096010355	040050130000	Low pressure protection switch
18	3096010056	006080500000	Low pressure valve
19	/	1203020300001	Liquid reservoir
20	3096010037	003990020000	Water union (black, 50mm)
21	3096030031	004980050003	Water union gasket
22	3096010225	007010080000	Fan
23	3096010112	Z03991700000	Drainage kit
24	3096010928	1220020104341	Top cover
25	3096010894	1220020302764	Front panel
26	3096010919	1220020302768	Right up panel
27	3096010873	1220020302767	Back panel
28	/	1220020104086	Bottom board
29	3096010864	1220020302766	Back mesh panel
30	3096010910	1220020302765	Left mesh panel

FAIRLAND X20-40



N°	GC CODE	REF	DESCRIPTION
1	3096010903	2005030100097	Inverter Board
2	3096010912	2005130100151H78s	PC Board (heat)
3	3096010911	2005020900011	Oval touch controller
4	3096010525	033990120000	Contactor (3 phase relay)
5	3096010023	041020350000	Capacitor (3 phase)
6	3096010527	033090650000	Power filter plate
7	3096010915	041301060000	Reactor (big)
8	3096010882	2002010200026	Electronic expansion valve
9	3096010857	2002010100014	4-way valve
10	3096010036	040060620000	Water flow switch
11	3096010506	032051720000	Fan motor
12	3096010716	Z35043000400	Full set of sensors
13	3096010515	031064030000	Compressor
14	3096010938	2001020100205	Titanium heat exchanger
15	/	1202010200148	Evaporator
16	3096010354	040050630000	High pressure protection switch
17	3096010355	040050130000	Low pressure protection switch
18	3096010056	006080500000	Low pressure valve
19	/	1203020300001	Liquid reservoir
20	3096010037	003990020000	Water union (black, 50mm)
21	3096030031	004980050003	Water union gasket
22	3096010225	007010080000	Fan
23	3096010112	Z03991700000	Drainage kit
24	3096010927	1220020104118	Top cover
25	3096010893	1220020302430	Front panel
26	3096010918	1220020302248	Right up panel
27	3096010871	1220020302432	Back panel
28	/	1220020104119	Bottom board
29	3096010863	1220020302431	Back mesh panel
30	3096010909	1220020302447	Left mesh panel

FAIRLAND XP26 14P/17P/20P/23P/27P/27PT/33P



FAIRLAND XP26 - 14P

N°	GC CODE	REF	DESCRIPTION
1	3096011084	2005030200221H30	Integrated board (heat)
2	3096011066	2005021200006	Oval touch controller
3	3096011085	2005040100065	Power filter plate
4	3096011068	1205040400002	Reactor (big)
5	3096011086	2002010200148	Electronic expansion valve
6	3096011070	2002010100008	4-Way valve
7	3096010036	1204020500043	Water flow switch
8	3096011087	1201020100056	Fan motor
9	3096011071	8008050100001	Full set of sensors
10	3096011088	1201010500014	Compressor
11	3096011089	2001020100458	Titanium heat exchanger (heat)
12	/	8008010100223	Evaporator
13	3096011073	1204020500090	High pressure protection switch
14	3096011090	1204020500094	Low pressure protection switch
15	3096010037	8008060100001	Water union
16	3096010038	8008060200001	Water union gasket (in/out - blue/red)
17	3096011091	1220010200004	Fan
18	3096011076	8008060300002	Drainage kit
19	3096011092	8008020102287	Top cover
20	3096011093	8008020102288	Front panel
21	3096011079	8008020102268	Right panel
22	3096011095	1220020304293	Back mesh board
23	3096011094	8008020102289	Back panel
24	3096011207	1220020108060	Bottom board
25	3096011082	1220020302571	Left mesh board
	3096030031	10050030000	Black o-ring of water union

FAIRLAND XP26 - 17P

N°	GC CODE	REF	DESCRIPTION
1	3096011328	2005030200222H35	Integrated board (heat)
2	3096011066	2005021200006	Oval touch controller
3	3096011085	2005040100065	Power filter plate
4	3096011097	1205040400003	Reactor (big)
5	3096011319	1203010100048	Electronic expansion valve body
6	3096011321	1204020700014	Electronic expansion valve coil
7	3096011302	1203020100007	4-Way valve body
8	3096011249	1204020700003	4-Way valve coil
9	3096010036	1204020500029	Water flow switch
10	3096011087	1201020100056	Fan motor
11	3096011071	8008050100001	Full set of sensors
12	3096011100	1201010500006	Compressor
13	/	2001020100509	Titanium heat exchanger (heat)
14	/	8008010100246	Evaporator
15	/	1204020500091	High pressure protection switch
16	3096011090	1204020500094	Low pressure protection switch
17	3096010037	8008060100001	Water union
18	3096010038	8008060200001	Water union gasket (in/out - blue/red)
19	3096011102	1220010200045	Fan
20	3096011076	8008060300002	Drainage kit
21	3096011340	8008020102475	Top cover
22	/	8008020102478	Front panel
23	3096011105	8008020102304	Right panel
24	3096011310	8008020102477	Back panel
25	3096011314	1220020108215	Bottom board
26	3096011306	1220020304538	Back mesh board
27	3096011108	1220020302575	Left mesh board
	3096030031	10050030000	Black o-ring of water union

FAIRLAND XP26 - 20P

N°	GC CODE	REF	DESCRIPTION
1	3096011096	2005030200222H42	Integrated board (heat)
2	3096011066	2005021200006	Oval touch controller
3	3096011085	2005040100065	Power filter plate
4	3096011097	1205040400003	Reactor (big)
5	3096011098	2002010200146	Electronic expansion valve
6	3096011099	2002010100007	4-Way valve
7	3096010036	1204020500043	Water flow switch
8	3096011087	1201020100056	Fan motor
9	3096011071	8008050100001	Full set of sensors
10	3096011100	1201010500006	Compressor
11	3096011101	2001020100467	Titanium heat exchanger (heat)
12	/	8008010100225	Evaporator
13	3096011073	1204020500090	High pressure protection switch
14	3096011090	1204020500094	Low pressure protection switch
15	3096010037	8008060100001	Water union
16	3096010038	8008060200001	Water union gasket (in/out - blue/red)
17	3096011102	1220010200045	Fan
18	3096011076	8008060300002	Drainage kit
19	3096011103	8008020102302	Top cover
20	3096011104	8008020102303	Front panel
21	3096011105	8008020102304	Right panel
22	3096011107	1220020304288	Back mesh board
23	3096011106	8008020102305	Back panel
24	3096011206	1220020107841	Bottom board
25	3096011108	1220020302575	Left mesh board
	3096030031	10050030000	Black o-ring of water union

FAIRLAND XP26 - 23P

N°	GC CODE	REF	DESCRIPTION
1	3096011109	200503020023246	Integrated board (heat)
2	3096011066	2005021200006	Oval touch controller
3	3096011110	2005040100007	Power filter plate
4	3096011111	1205040400004	Reactor (big)
5	3096011098	2002010200146	Electronic expansion valve
6	3096011113	2002010100139	4-Way valve
7	3096010036	1204020500029	Water flow switch
8	3096011114	1201020100035	Fan motor
9	3096011071	8008050100001	Full set of sensors
10	3096011115	1201010500017	Compressor
11	3096011116	2001020100488	Titanium heat exchanger (heat)
12	/	1202010200271	Evaporator
13	3096011073	1204020500090	High pressure protection switch
14	3096011090	1204020500094	Low pressure protection switch
15	3096010037	8008060100001	Water union
16	3096010038	8008060200001	Water union gasket (in/out - blue/red)
17	3096011117	1220010200060	Fan
18	3096011076	8008060300002	Drainage kit
19	3096011118	1220020108046	Top cover
20	3096011119	1220020304438	Front panel
21	3096010918	1220020302248	Right panel
22	3096011121	1220020304439	Back mesh board
23	3096011120	1220020304440	Back panel
24	3096011312	1220020108047	Bottom board
25	3096010909	1220020302447	Left mesh board
	3096030031	10050030000	Black o-ring of water union

FAIRLAND XP26 - 27P

N°	GC CODE	REF	DESCRIPTION
1	3096011327	2005030200234H56	Integrated board (heat)
2	3096011066	2005021200006	Oval touch controller
3	3096011332	2005040100008	Power filter plate
4	3096011335	1205040400053	Reactor (big)
5	3096011317	1203010100011	Electronic expansion valve body
6	3096011250	1204020700022	Electronic expansion valve coil
7	3096011301	1203020100034	4-Way valve body
8	3096011304	1204020700021	4-Way valve coil
9	3096010036	1204020500029	Water flow switch
10	3096011114	1201020100035	Fan motor
11	3096011071	8008050100001	Full set of sensors
12	3096011115	1201010500017	Compressor
13	/	2001020100508	Titanium heat exchanger (heat)
14	/	8008010100247	Evaporator
15	/	1204020500091	High pressure protection switch
16	3096011090	1204020500094	Low pressure protection switch
17	3096010037	8008060100001	Water union
18	3096010038	8008060200001	Water union gasket (in/out - blue/red)
19	3096011117	1220010200060	Fan
20	3096011076	8008060300002	Drainage kit
21	3096011339	8008020102380	Top cover
22	3096011323	8008020102469	Front panel
23	3096011336	8008020102382	Right panel
24	3096011309	8008020102483	Back panel
25	3096011313	1220020108286	Bottom board
26	3096011305	1220020304582	Back mesh board
27	3096010909	1220020302447	Left mesh board
	3096030031	10050030000	Black o-ring of water union

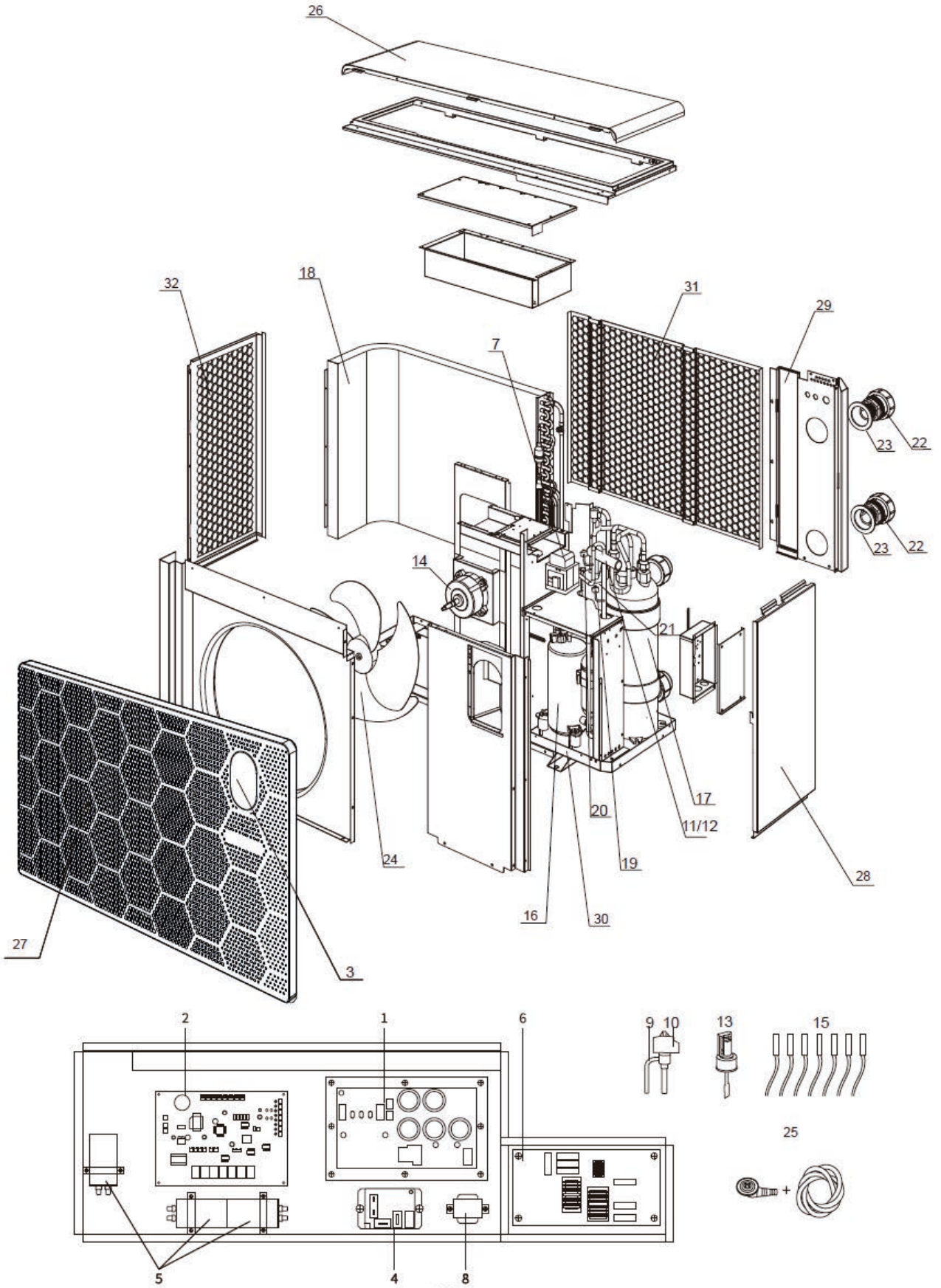
FAIRLAND XP26 - 27PT

N°	GC CODE	REF	DESCRIPTION
1	/		Integrated Board (heat)
2	3096011066	2005021200006	Oval Touch Controller
3	/		Power Filter Plate
4	/		Reactor (big)
5	/		Electronic Expansion Valve Body
6	/		Electronic Expansion Valve Coil
7	/		4-Way Valve Body
8	/		4-Way Valve Coil
9	3096010036	1204020500030	Water Flow Switch
10	/		Fan Motor
11	3096011071	8008050100001	Full Set of Sensors
12	/		Compressor
13	/		Titanium heat Exchanger (heat)
14	/		Evaporator
15	/	1204020500091	High Pressure Protection Switch
16	3096011090	1204020500094	Low Pressure protection Switch
17	3096010037	8008060100001	Water Union
18	3096010038	8008060200001	Water Union Gasket (In/Out - Blue/Red)
19	/		Fan
20	3096011076	8008060300002	Drainage Kit
21	/		Top Cover
22	/		Front Panel
23	/		Right Panel
24	/		Back Panel
25	/		Bottom Board
26	/		Back Mesh Board
27	/		Left Mesh Board
	3096030031	10050030000	Black o-ring of Water Union

FAIRLAND XP26 - 33P

N°	GC CODE	REF	DESCRIPTION
1	3096011329	2005030200244H68	Integrated board (heat)
2	3096011066	2005021200006	Oval touch controller
3	3096011332	2005040100008	Power filter plate
4	3096011335	1205040400053	Reactor (big)
5	3096011320	1203010100043	Electronic expansion valve body
6	3096011321	1204020700014	Electronic expansion valve coil
7	3096011303	1203020100035	4-Way valve body
8	3096011249	1204020700003	4-Way valve coil
9	3096010036	1204020500030	Water flow switch
10	3096011285	1201020100140	Fan motor
11	3096011071	8008050100001	Full set of sensors
12	3096011377	1201010500021	Compressor
13	/	2001020100512	Titanium heat exchanger (heat)
14	/	8008010100249	Evaporator
15	3096011345	1204020500101	High pressure protection switch
16	3096011090	1204020500094	Low pressure protection switch
17	3096010037	8008060100001	Water union
18	3096010038	8008060200001	Water union gasket (in/out - blue/red)
19	3096011294	1220010200394	Fan
20	3096011076	8008060300002	Drainage kit
21	3096011341	8008020102495	Top cover
22	3096011326	8008020102496	Front panel
23	/	800802012497	Right panel
24	3096011311	8008020102498	Back panel
25	3096011315	1220020108631	Bottom board
26	3096011307	1220020304818	Back mesh board
27	3096011330	1220020304817	Left mesh board
	3096030031	10050030000	Black o-ring of water union

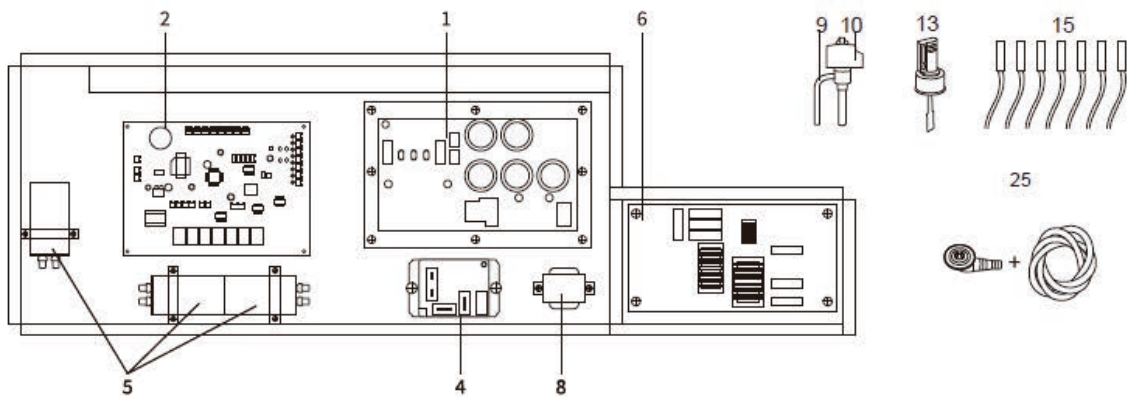
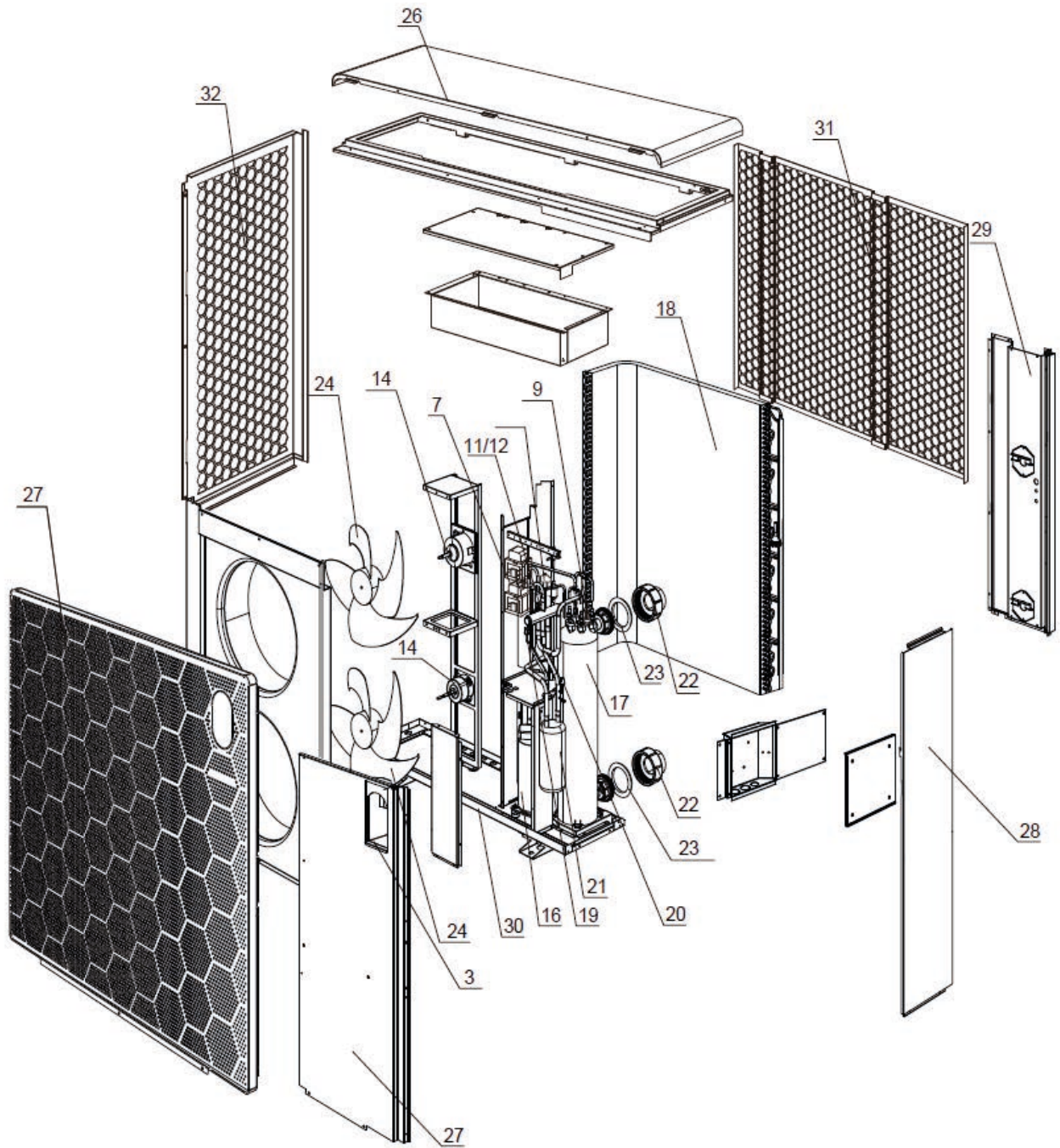
FAIRLAND XP26 - 33PT



FAIRLAND XP26 - 33PT

N°	GC CODE	REF	DESCRIPTION
1	6730396480	2005030100098	Inverter board (heat)
2	3096011331	2005130100263H68s	PC board (heat)
3	3096011066	2005021200006	Oval touch controller
4	3096011284	2005110100001	Contactora
5	3096011283	1205030900015	Compressor capacitor
6	3096011288	2005040100069	Power filter plate
7	3096050017	1205040400006	Reactor (big)
8	3096011290	1205040400005	Reactor (small)
9	3096011320	1203010100043	Electronic expansion valve body
10	3096011321	1204020700014	Electronic expansion valve coil
11	3096011303	1203020100035	4-Way valve body
12	3096011249	1204020700003	4-Way valve coil
13	3096010036	1204020500030	Water flow switch
14	3096011285	1201020100140	Fan motor
15	3096011071	8008050100001	Full set of sensors
16	3096011377	1201010500021	Compressor
17	/	2001020100512	Titanium heat exchanger (heat)
18	/	8008010100249	Evaporator
19	3096011345	1204020500101	High pressure protection switch
20	3096011090	1204020500094	Low pressure protection switch
21	3096011382	8008010300004	Gas-liquid separator
22	3096010037	8008060100001	Water union
23	3096010038	8008060200001	Water union gasket (in/out - blue/red)
24	3096011294	1220010200394	Fan
25	3096011076	8008060300002	Drainage kit
26	3096011341	8008020102495	Top cover
27	3096011326	8008020102496	Front panel
28	/	800802012497	Right panel
29	3096011311	8008020102498	Back panel
30	3096011315	1220020108631	Bottom board
31	3096011307	1220020304818	Back mesh board
32	3096011330	1220020304817	Left mesh board
	3096030031	10050030000	Black o-ring of water union

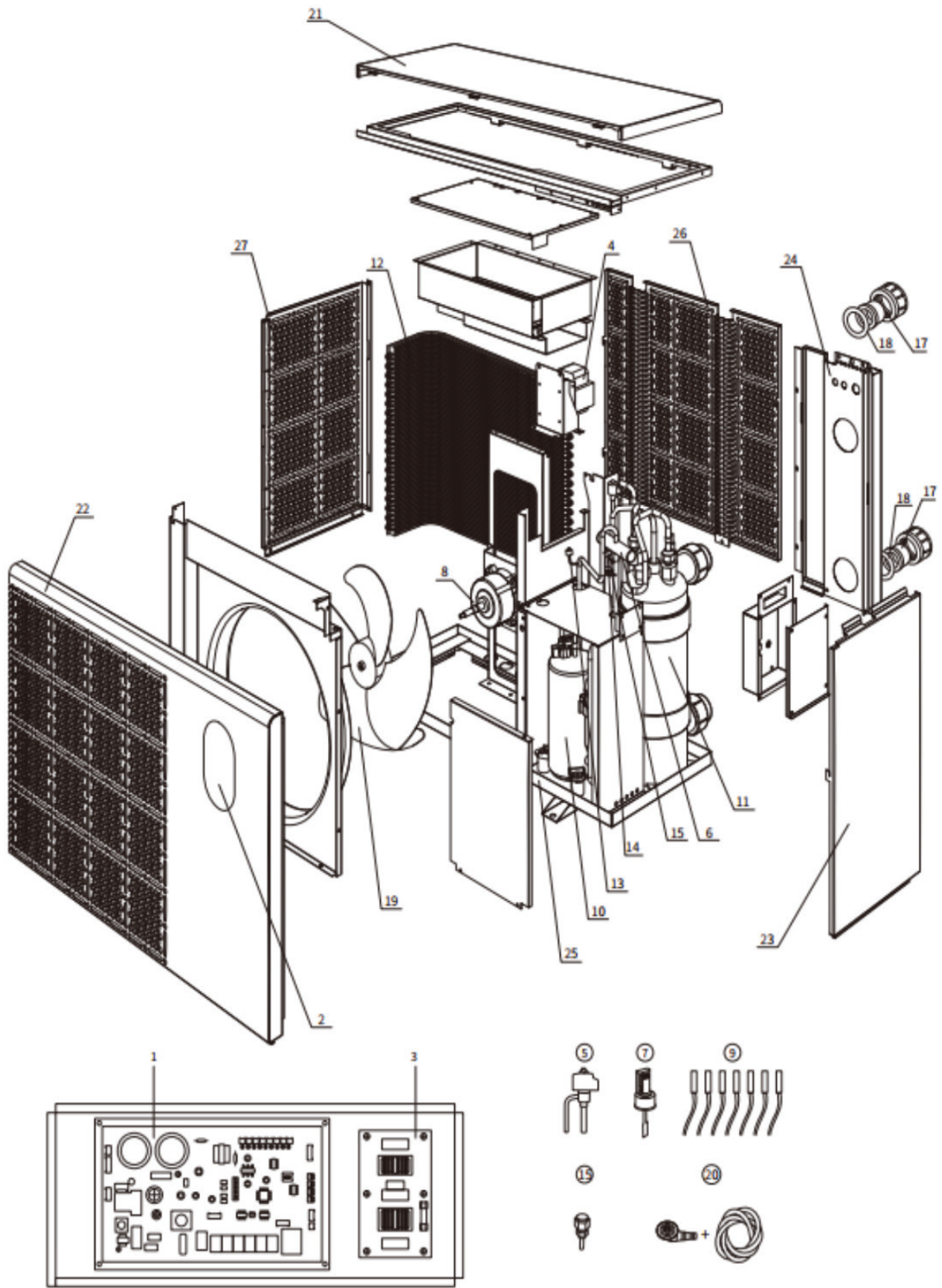
FAIRLAND XP26 - 41PT



FAIRLAND XP26 - 41PT

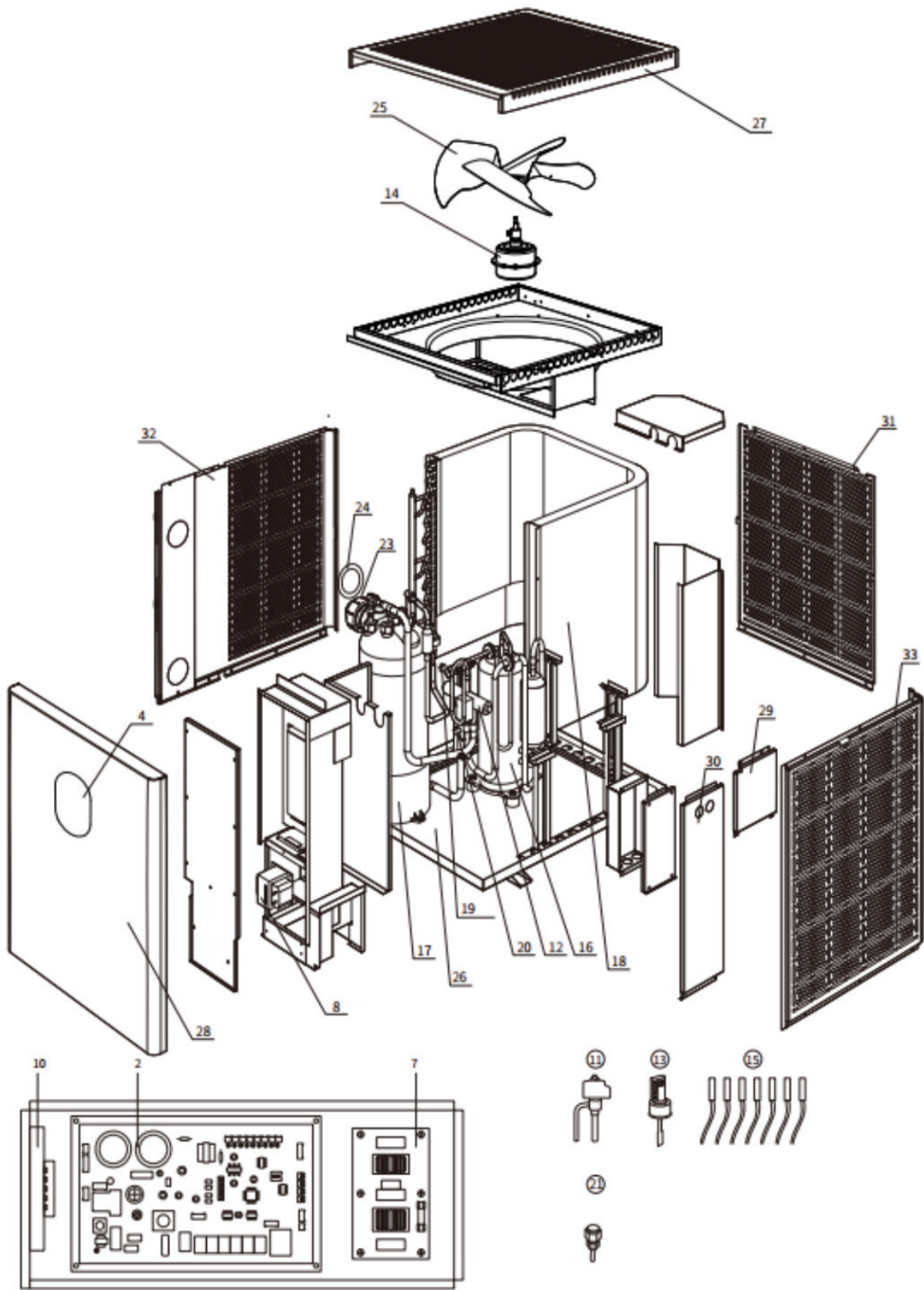
N°	GC CODE	REF	DESCRIPTION
1	3096010903	2005030100097	Inverter board (heat)
2	/	2005130100263H78s	PC board (heat)
3	3096011066	2005021200006	Oval touch controller
4	3096011284	2005110100001	Contactora
5	/	1205030900031	Compressor capacitor
6	3096011288	2005040100069	Power filter plate
7	3096050018	1205040400008	Reactor (big)
8	3096011290	1205040400005	Reactor (small)
9	3096011320	1203010100043	Electronic expansion valve body
10	3096011321	1204020700014	Electronic expansion valve coil
11	/	1203020100009	4-Way valve body
12	/	1204020700033	4-Way valve coil
13	3096010036	1204020500030	Water flow switch
14	/	1201020100134	Fan motor
15	3096011071	8008050100001	Full set of sensors
16	/	1201010500020	Compressor
17	/	2001020100511	Titanium heat exchanger (heat)
18	/	8008010100250	Evaporator
19	3096011345	1204020500101	High pressure protection switch
20	3096011090	1204020500094	Low pressure protection switch
21	/	8008010300005	Gas-liquid separator
22	3096010037	8008060100001	Water union
23	3096010038	8008060200001	Water union gasket (in/out - blue/red)
24	/	1220010200393	Fan
25	3096011076	8008060300002	Drainage kit
26	/	8008020102499	Top cover
27	/	8008020102500	Front panel
28	/	800802012501	Right panel
29	/	8008020102502	Back panel
30	/	1220020108188	Bottom board
31	/	1220020304531	Back mesh board
32	/	1220020304530	Left mesh board
	3096030031	10050030000	Black o-ring of water union

IXR36 INVERX HORIZONTAL 13KW HEAT PUMP



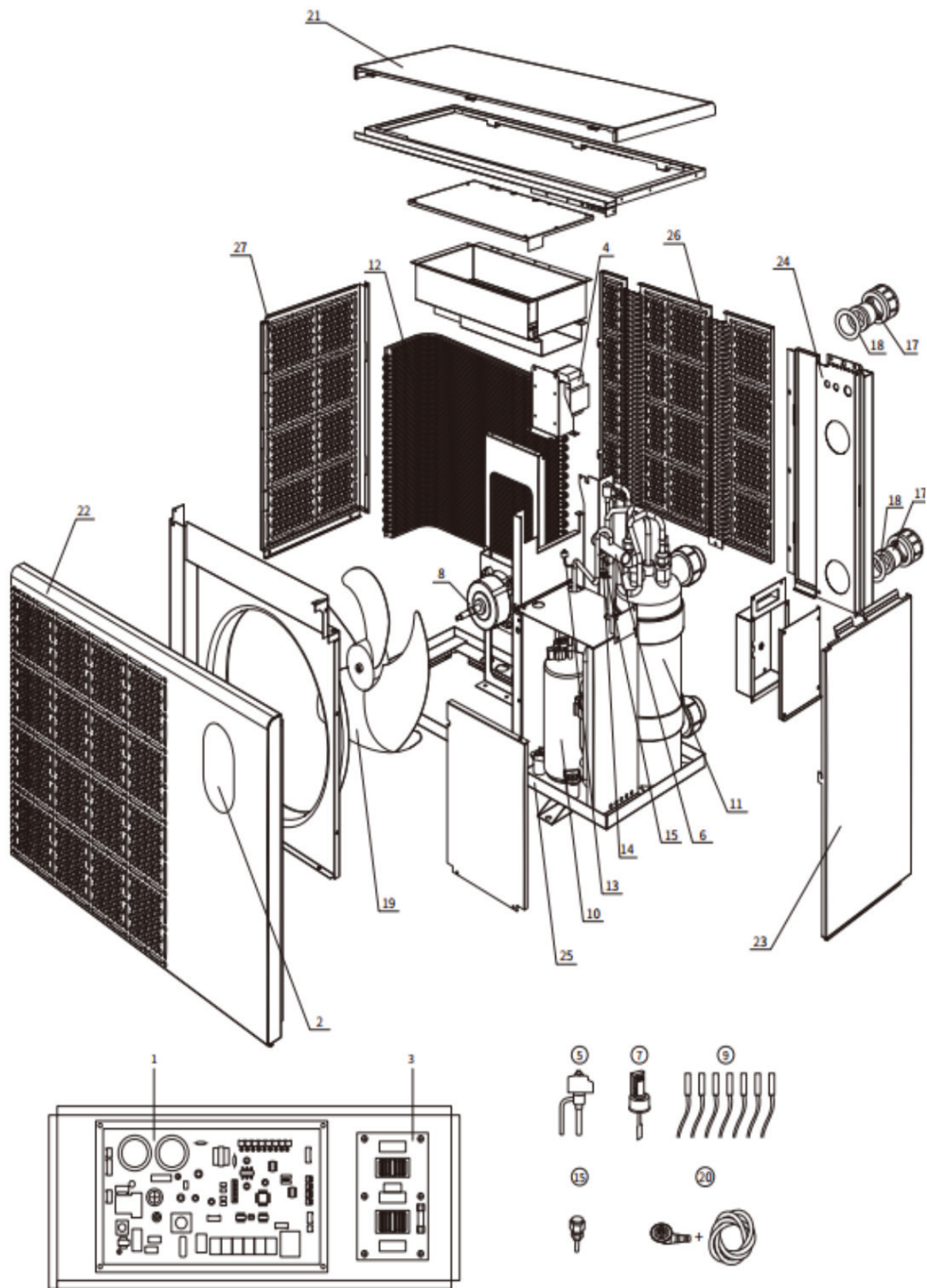
N°	GC CODE	REF	DESCRIPTION
1	3096010701	033093530900	Integrated board (heat)
2	3096010709	034093030301	Oval touch controller
3	3096010428	033092330000	Power filter plate
4	3096010350	041301080000	Reactor
5	/	006131000001	Electronic expansion valve
6	3096010433	006110080001	4-way valve
7	3096010036	040060600000	Water flow switch
8	3096010480	032051510000	Fan motor
9	3096010481	Z35043000300	Full set of sensors
10	3096010439	031064020000	Compressor
11	3096010482	001031370002	Titanium heat exchanger
12	/	Z01011690000	Evaporator
13	3096010354	040050630000	High pressure protection switch
14	3096010355	040050130000	Low pressure protection switch
15	3096010056	006080500000	Low pressure switch
16	/	/	Liquid reservoir
17	3096010037	003990020000	Water union
18	3096030031	004980050003	Water union gasket
19	3096010223	007010030000	Fan
20	3096010112	Z03991700000	Drainage kit
21	3096010483	002022202000	Top cover
22	3096010484	0020222016Z1	Front panel
23	3096010485	0020217105Z1	Right up panel
24	3096010486	0020222017Z1	Back panel
25	3096010487	002022201500	Bottom board
26	3096010488	0020222015Z1	Back mesh board
27	3096010489	0020217103Z1	Left mesh board
	3096010631		box

IXR36V INVERX VERTICAL 13.5KW HEAT PUMP



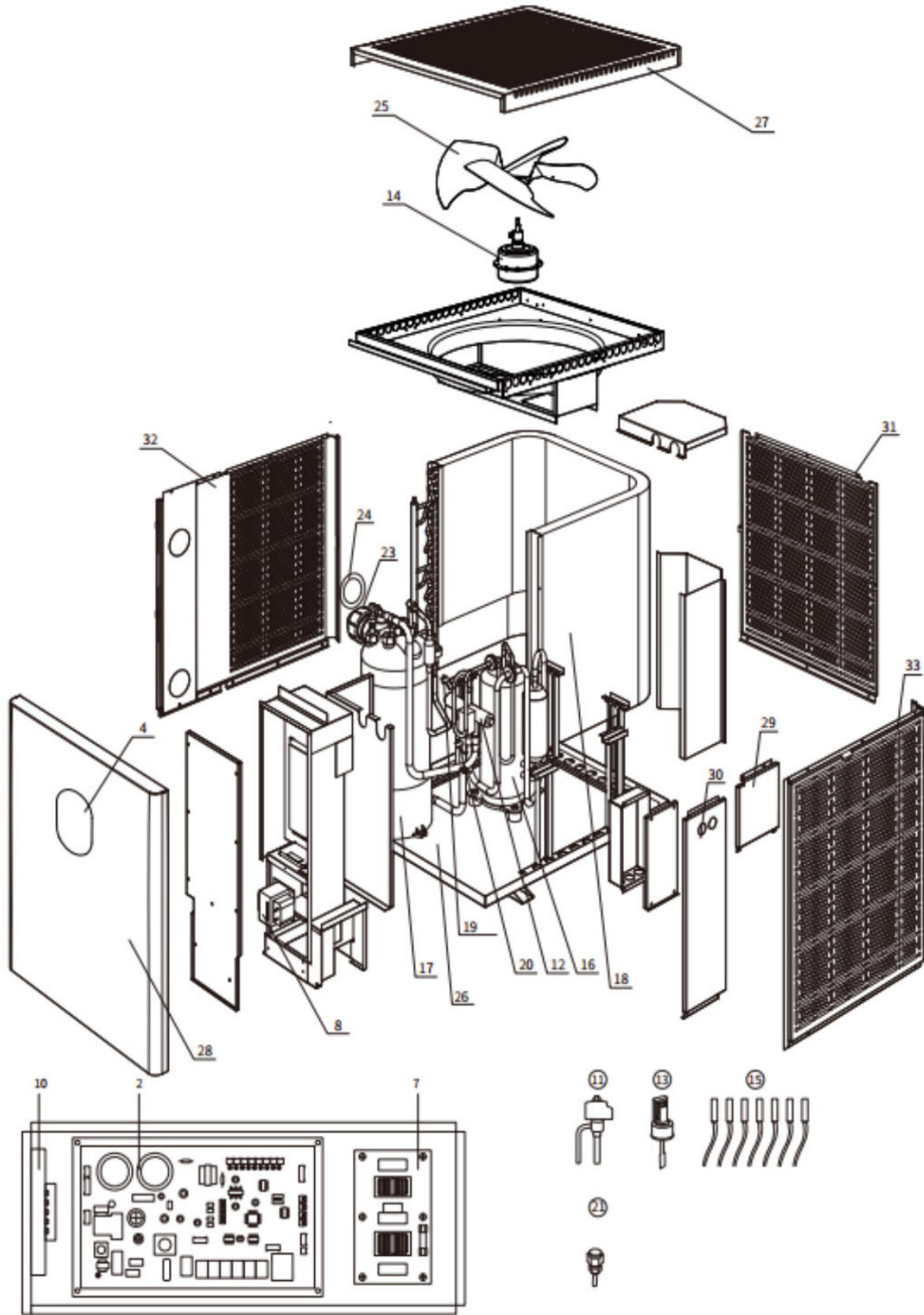
N°	GC CODE	REF	DESCRIPTION
2	3096010701	033093530900	Integrated board (heat)
4	3096010709	034093030301	Oval touch controller
7	3096010428	033092330000	Power filter plate
8	3096010350	041301080000	Reactor
10	3096010698	032051000600	Fan motor driver module
11	/	006131000001	Electronic expansion valve
12	3096010433	006110080001	4-way valve
13	3096010036	040060600000	Water flow switch
14	3096010712	032051510000	Fan motor
15	3096010481	Z35043000300	Full set of sensors
16	3096010439	031064020000	Compressor
17	3096010482	001031370002	Titanium heat exchanger
18	/		Evaporator
19	3096010354	040050630000	High pressure protection switch
20	3096010355	040050130000	Low pressure protection switch
21	3096010056	006080500000	Low pressure switch
	/	/	Liquid reservoir
23	3096010037	003990020000	Water union
24	3096030031	004980050003	Water union gasket
25	3096010223	007010030000	Fan
27	3096010723	0020224302p1	Top cover
28	3096010665	0020224102p1	Front panel
29	3096010666	0020224125p1	Right up panel
30	3096010667	0020224126p1	Right down panel
26	/		Bottom board
31	3096010488	0020222015z1	Back mesh board
32	3096010737	0020224304P1	Left mesh board
33	/		Right mesh board
	3096010112	Z03991700000	Drainage kit
	3096010637		box

IXR46 INVERX HORIZONTAL 17KW HEAT PUMP



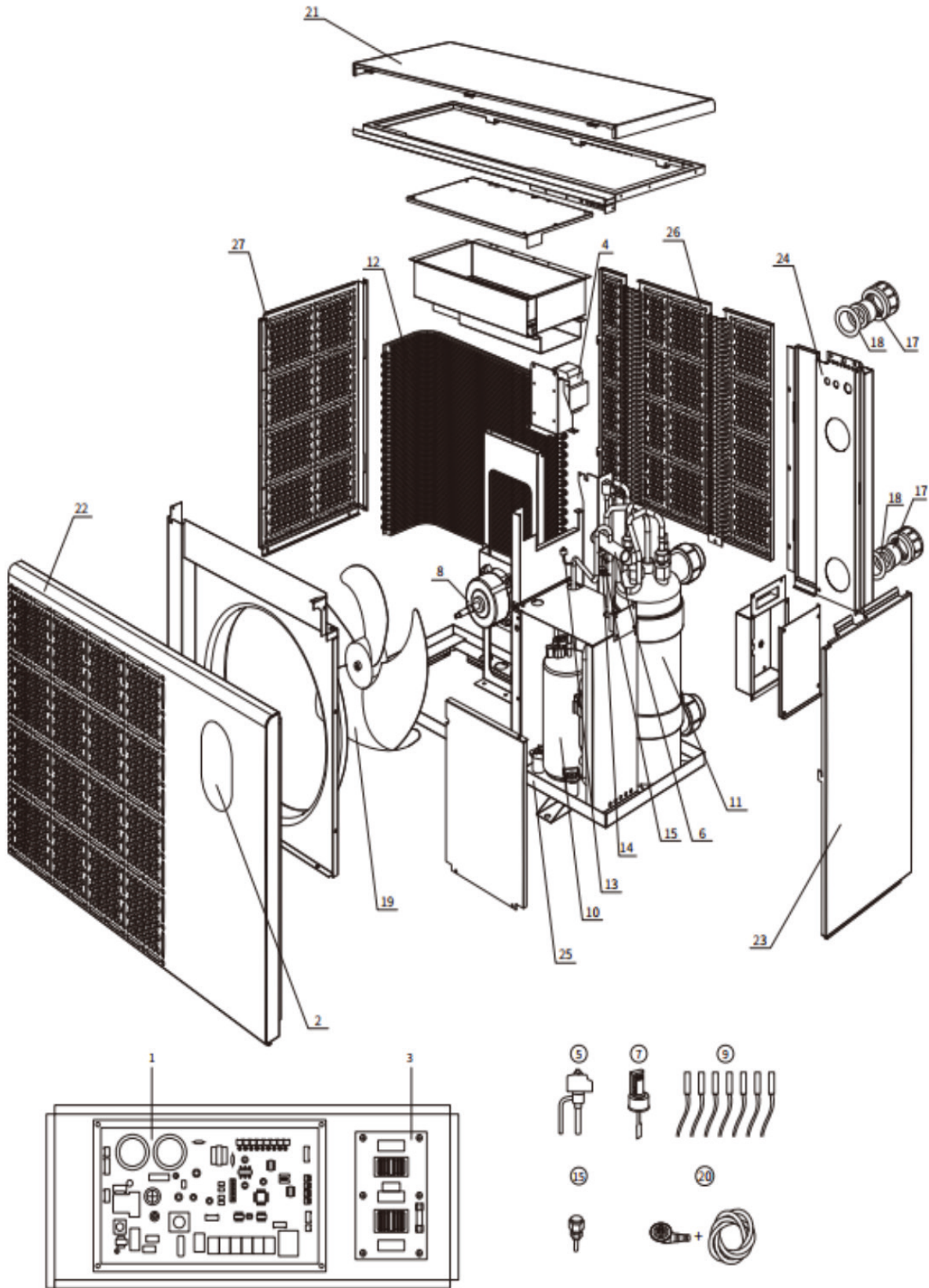
N°	GC CODE	REF	DESCRIPTION
1	3096010702	033093540900	Integrated board (heat)
2	3096010709	034093030301	Oval touch controller
3	3096010428	033092330000	Power filter plate
4	3096010351	041301100000	Reactor
5	3096010431	006121000001	Electronic expansion valve
6	3096010433	006110080001	4-way valve
7	3096010036	040060600000	Water flow switch
8	3096010480	032051510000	Fan motor
9	3096010481	Z35043000300	Full set of sensors
10	3096010439	031064020000	Compressor
11	3096010490	001031110002	Titanium heat exchanger
12	/	Z01011700000	Evaporator
13	3096010354	040050630000	High pressure protection switch
14	3096010355	040050130000	Low pressure protection switch
15	3096010056	006080500000	Low pressure switch
16	/	/	Liquid reservoir
17	3096010037	003990020000	Water union
18	3096030031	004980050003	Water union gasket
19	3096010223	007010030000	Fan
20	3096010112	Z03991700000	Drainage kit
21	3096010491	002021711500	Top cover
22	3096010492	0020217104Z1	Front panel
23	3096010485	0020217105Z1	Right up panel
24	3096010493	0020217106Z1	Back panel
25	3096010494	002021710100	Bottom board
26	3096010495	0020217102Z1	Back mesh board
27	3096010489	0020217103Z1	Left mesh board
	3096010632		Carton box InverX IXR46 Horizontal

IXR46V INVERX VERTICAL 17.5KW HEAT PUMP



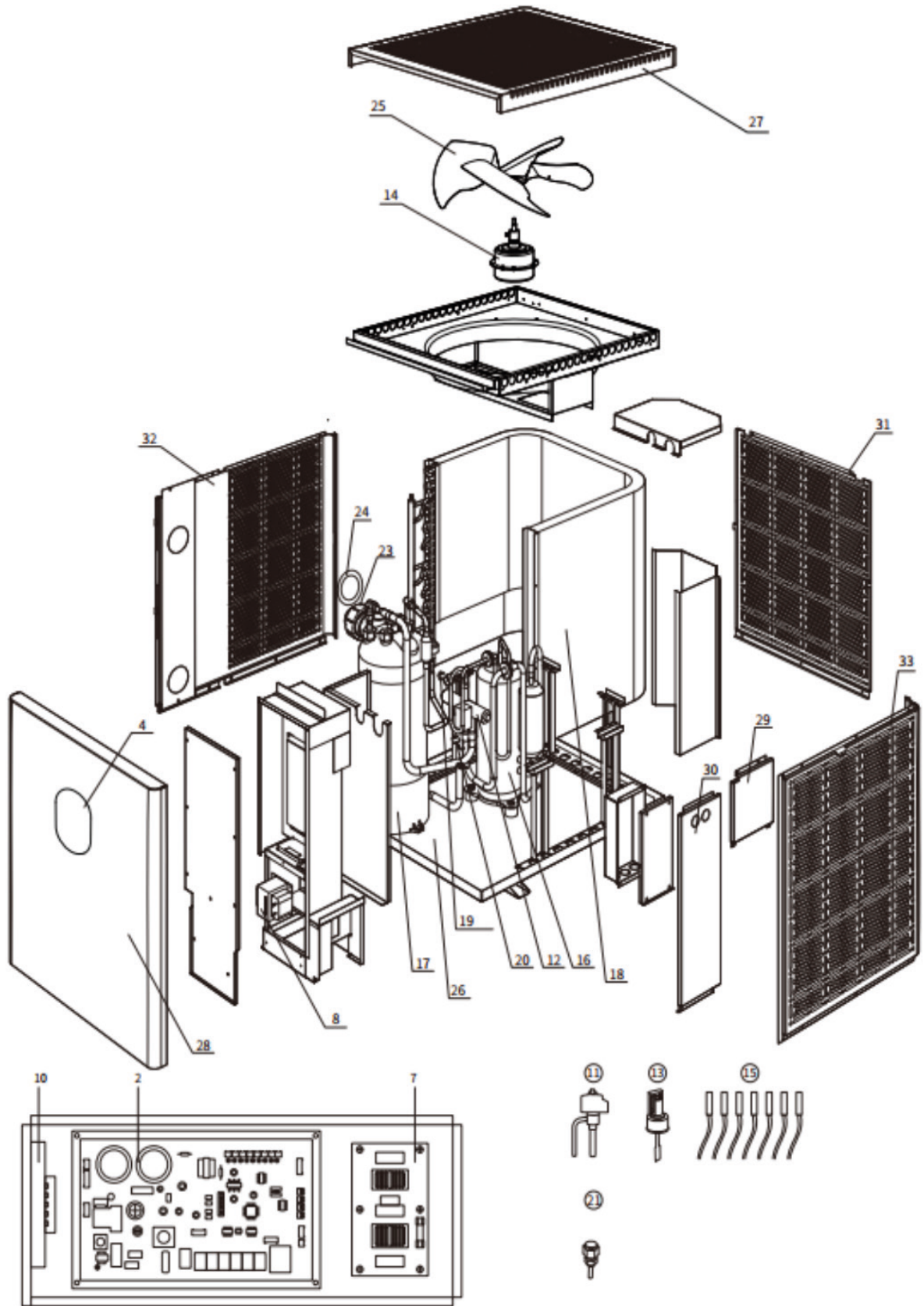
N°	GC CODE	REF	DESCRIPTION
2	3096010702	033093540900	Integrated board (heat)
4	3096010709	034093030301	Oval touch controller
7	3096010428	033092330000	Power filter plate
8	3096010351	041301100000	Reactor
10	3096010698	032051000600	Fan motor driver module
11	3096010431	006121000001	Electronic expansion valve
12	3096010433	006110080001	4-way valve
13	3096010036	040060600000	Water flow switch
14	3096010712	032051510000	Fan motor
15	3096010481	Z35043000600	Full set of sensors
16	3096010439	031064020000	Compressor
17	3096010482	001031110002	Titanium heat exchanger
18	/	Z01011700000	Evaporator
19	3096010354	040050630000	High pressure protection switch
20	3096010355	040050130000	Low pressure protection switch
21	3096010056	006080500000	Low pressure switch
	/	/	Liquid reservoir
23	3096010037	003990020000	Water union
24	3096030031	004980050003	Water union gasket
25	3096010252	007010070000	Fan
27	3096010664	0020224103P1	Top cover
28	3096010665	0020224102P1	Front panel
29	3096010666	0020224125P1	Right up panel
30	3096010667	0020224126P1	Right down panel
26	/	002022400100	Bottom board
31	3096010668	0020224106P1	Back mesh board
32	3096010669	0020224006P1	Left mesh board
33	3096010670	0020224104P1	Right mesh board
Not shown	3096010112	Z03991700000	Drainage kit
	3096010638		box

IXR56 INVERX HORIZONTAL 21.5KW HEAT PUMP



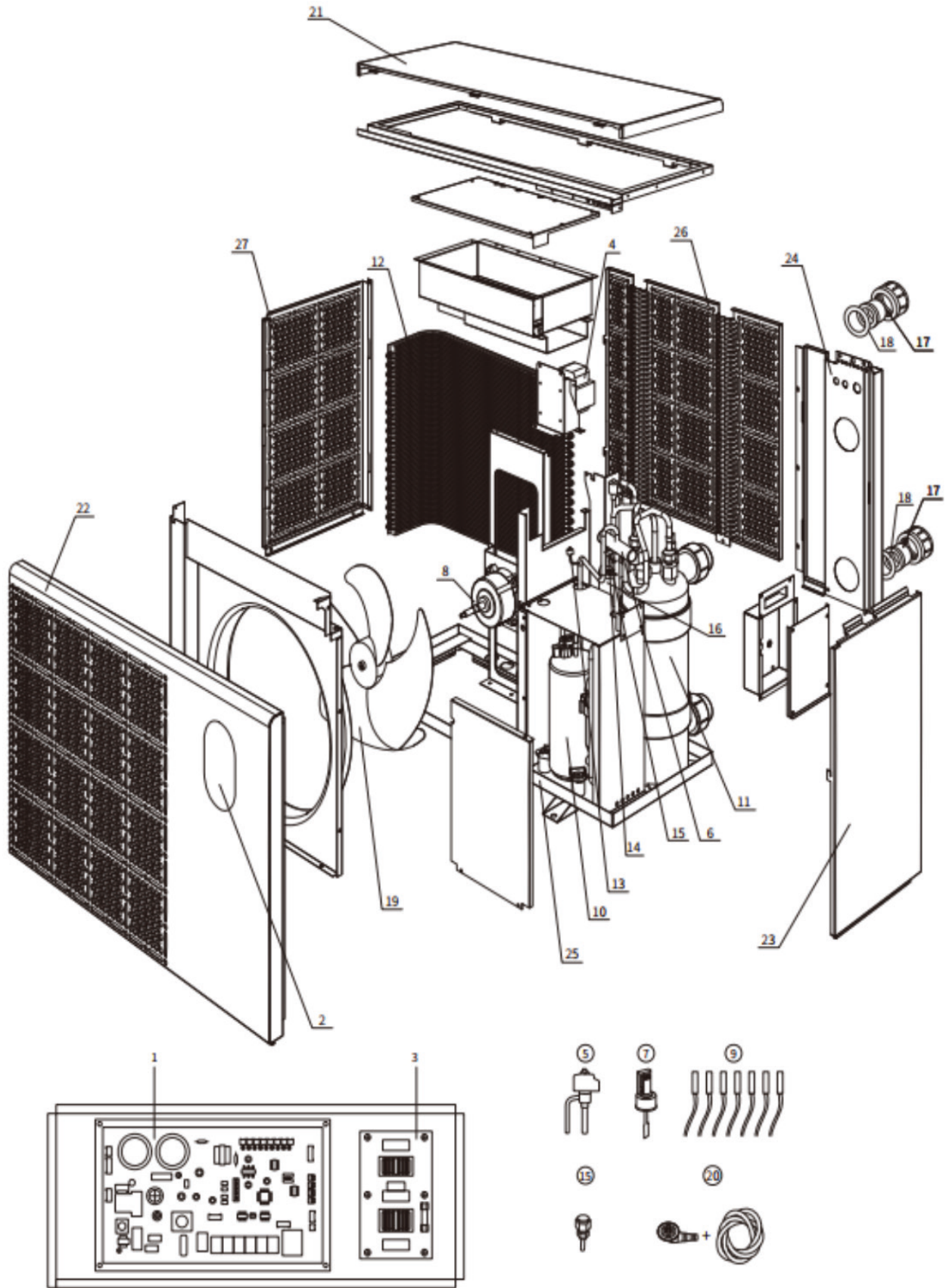
N°	GC CODE	REF	DESCRIPTION
1	3096010703	033093551000	Integrated board (heat)
2	3096010709	034093030301	Oval touch controller
3	3096010429	033092340000	Power filter plate
4	3096010351	041301100000	Reactor
5	3096010432	006121010001	Electronic expansion valve
6	3096010434	006110210001	4-way valve
7	3096010036	040060600000	Water flow switch
8	3096010496	032051580000	Fan motor
9	3096010481	Z35043000300	Full set of sensors
10	3096010440	031064060000	Compressor
11	3096010497	001031220002	Titanium heat exchanger
12	/	Z01010650000	Evaporator
13	3096010354	040050630000	High pressure protection switch
14	3096010355	040050130000	Low pressure protection switch
15	3096010056	006080500000	Low pressure switch
16	/	/	Liquid reservoir
17	3096010037	003990020000	Water union
18	3096030031	004980050003	Water union gasket
19	3096010252	007010070000	Fan
20	3096010112	Z03991700000	Drainage kit
21	3096010498	002021722100	Top cover
22	3096010499	0020217204Z1	Front panel
23	3096010500	0020217205Z1	Right up panel
24	3096010501	0020217206Z1	Back panel
25	3096010502	002021720100	Bottom board
26	3096010503	0020217202Z1	Back mesh board
27	3096010504	0020217203Z1	Left mesh board
	3096010633		box

IXR56V INVERX VERTICAL 21.5KW HEAT PUMP



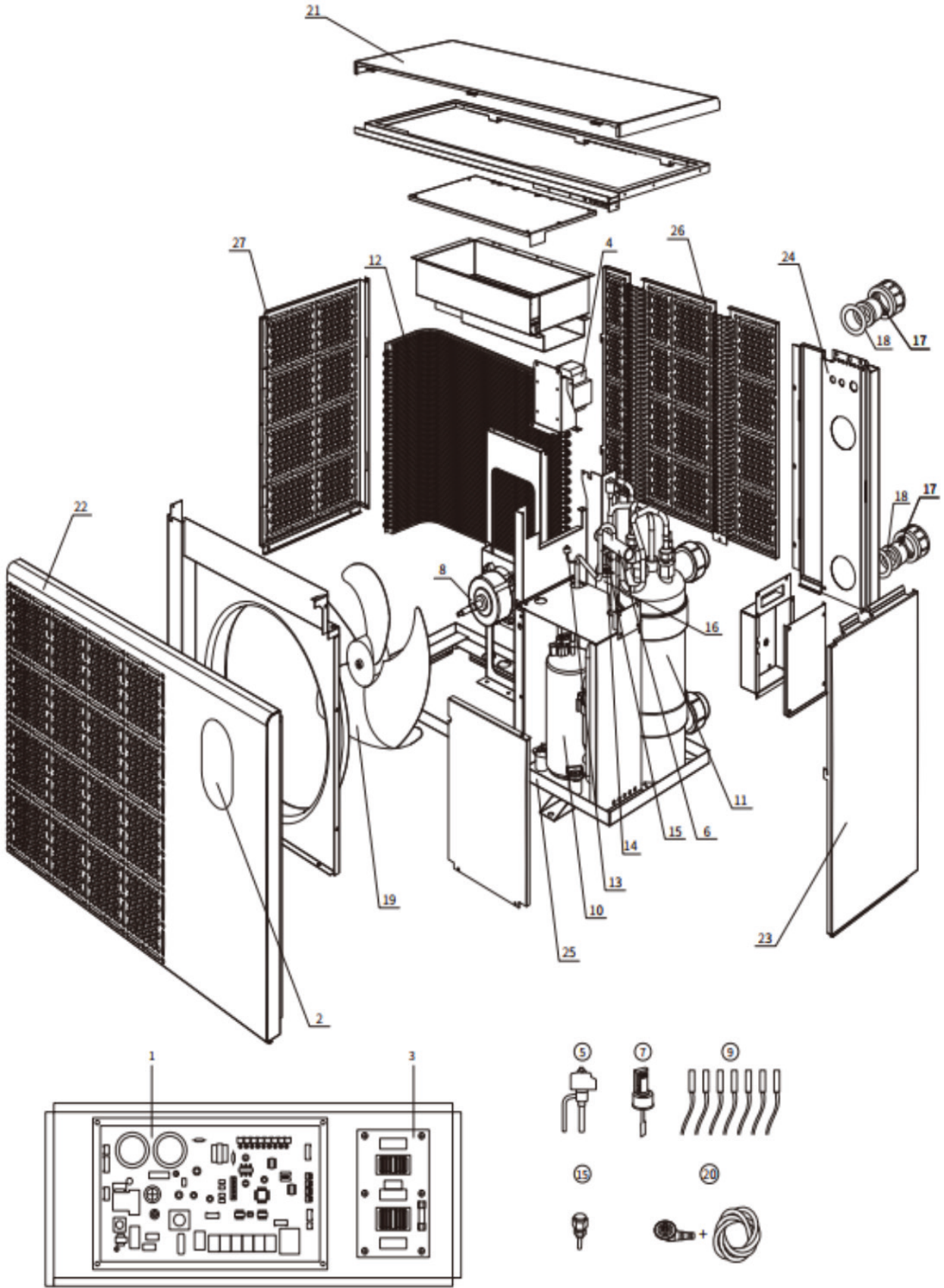
N°	GC CODE	REF	DESCRIPTION
2	3096010703	033093550600H48V	Integrated board (heat)
4	3096010479	034093030301	Oval touch controller
7	3096010429	033092340000	Power filter plate
8	3096010351	041301100000	Reactor
10	3096010698	032051000600	Fan motor driver module
11	3096010432	006121010001	Electronic expansion valve
12	3096010434	006110210001	4-way valve
13	3096010036	040060600000	Water flow switch
14	3096010713	032051580000	Fan motor
15	3096010481	Z35043000600	Full set of sensors
16	3096010440	031064060000	Compressor
17	3096010497	001031220002	Titanium heat exchanger
18	/	Z01010650000	Evaporator
19	3096010354	040050630000	High pressure protection switch
20	3096010355	040050130000	Low pressure protection switch
21	3096010056	006080500000	Low pressure switch
	/	/	Liquid reservoir
23	3096010037	003990020000	Water union
24	3096030031	004980050003	Water union gasket
25	/	007012030000	Fan
27	3096010664	0020224103P1	Top cover
28	3096010665	0020224102P1	Front panel
29	3096010666	0020224125P1	Right up panel
30	3096010667	0020224126P1	Right down panel
26	/	002022400100	Bottom board
31	/	0020224106P1	Back mesh board
32	/	0020224006P1	Left mesh board
33	/	0020224104P1	Right mesh board
	3096010112	Z03991700000	Drainage kit
	3096010639		box

IXR66 INVERX HORIZONTAL 26KW HEAT PUMP



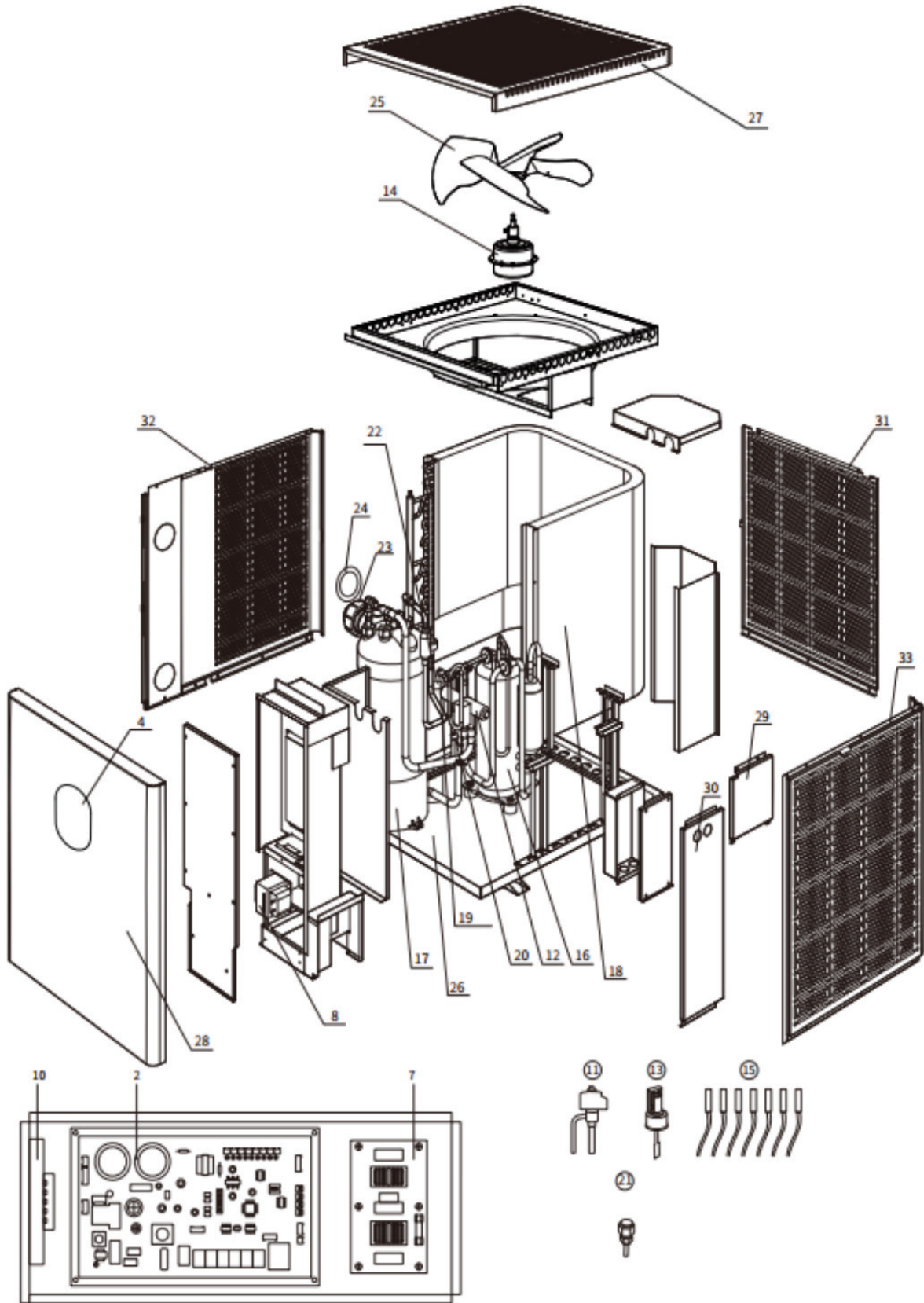
N°	GC CODE	REF	DESCRIPTION
1	3096010704	033093561000	Integrated board (heat)
2	3096010709	034093030301	Oval touch controller
3	3096010430	033092370000	Power filter plate
4	3096010351	041301110000	Reactor
5	3096010505	006121110001	Electronic expansion valve
6	3096010435	006110160001	4-way valve
7	3096010036	040060600000	Water flow switch
8	3096010506	032051530000	Fan motor
9	3096010481	Z35043000300	Full set of sensors
10	3096010441	031064040000	Compressor
11	3096010507	001031400002	Titanium heat exchanger
12	/	Z01011710000	Evaporator
13	3096010354	040050630000	High pressure protection switch
14	3096010355	040050130000	Low pressure protection switch
15	3096010056	006080500000	Low pressure switch
16	/	006090040000	Liquid reservoir
17	3096010037	003990020000	Water union
18	3096030031	004980050003	Water union gasket
19	3096010252	007010070000	Fan
20	3096010112	Z03991700000	Drainage kit
21	3096010508	002021731600	Top cover
22	3096010509	0020217304Z1	Front panel
23	3096010510	002021705Z1	Right up panel
24	3096010511	0020217306Z1	Back panel
25	3096010512	002021730100	Bottom board
26	3096010513	0020217302Z1	Back mesh board
27	3096010514	0020217303Z1	Left mesh board
	3096010634		box

IXR66V (2020) INVERX VERTICAL 27KW HEAT PUMP



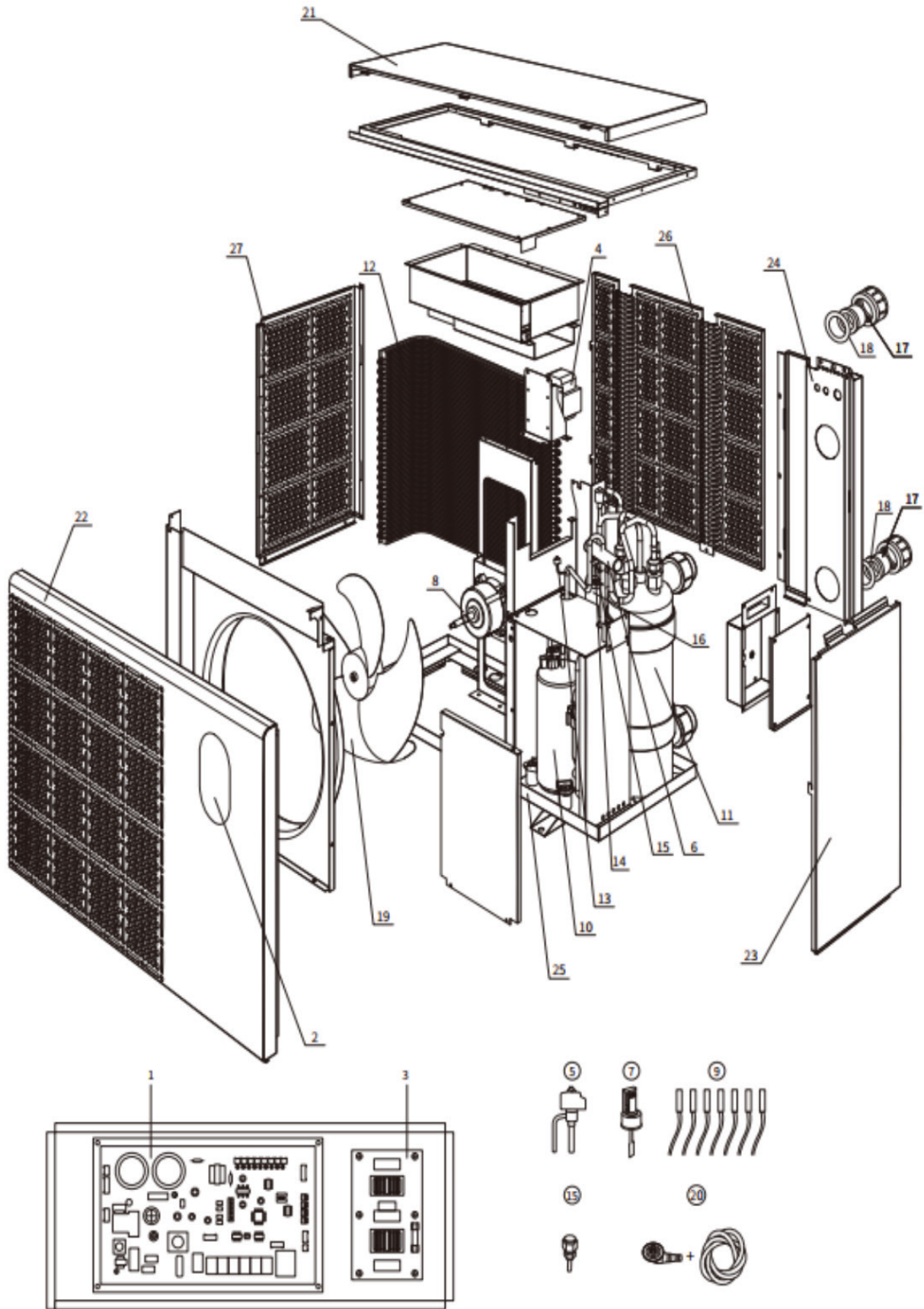
N°	GC CODE	REF	DESCRIPTION
2	3096010704	033093561000	Integrated board (heat)
4	3096010709	034093030301	Oval touch controller
7	3096010430	033092370000	Power filter plate
8	3096010351	041301110000	Reactor
10	3096010698	032051000600	Fan motor driver module
11	3096010505	006121110001	Electronic expansion valve
12	3096010435	006110160001	4-way valve
13	3096010036	040060600000	Water flow switch
14	3096010506	032051530000	Fan motor
15	3096010481	Z35043000600	Full set of sensors
16	3096010441	031064040000	Compressor
17	3096010507	001031400002	Titanium heat exchanger
18	/	Z01011710000	Evaporator
19	3096010354	040050630000	High pressure protection switch
20	3096010355	040050130000	Low pressure protection switch
21	3096010056	006080500000	Low pressure switch
22	/	006090040000	Liquid reservoir
23	3096010037	003990020000	Water union
24	3096030031	004980050003	Water union gasket
25	/	007012030000	Fan
27	3096010664	0020224103p1	Top cover
28	/	0020224202P1	Front panel
29	3096010666	0020224125P1	Right up panel
30	3096010667	0020224217P1	Right down panel
26	/	002022420100	Bottom board
31	3096010674	0020224205P1	Back mesh board
32	3096010675	0020224204P1	Left mesh board
33	/	0020224203P1	Right mesh board
	3096010112	Z03991700000	Drainage kit
	3096010640		box

IXR66V (2022) INVERX VERTICAL 27KW HEAT PUMP



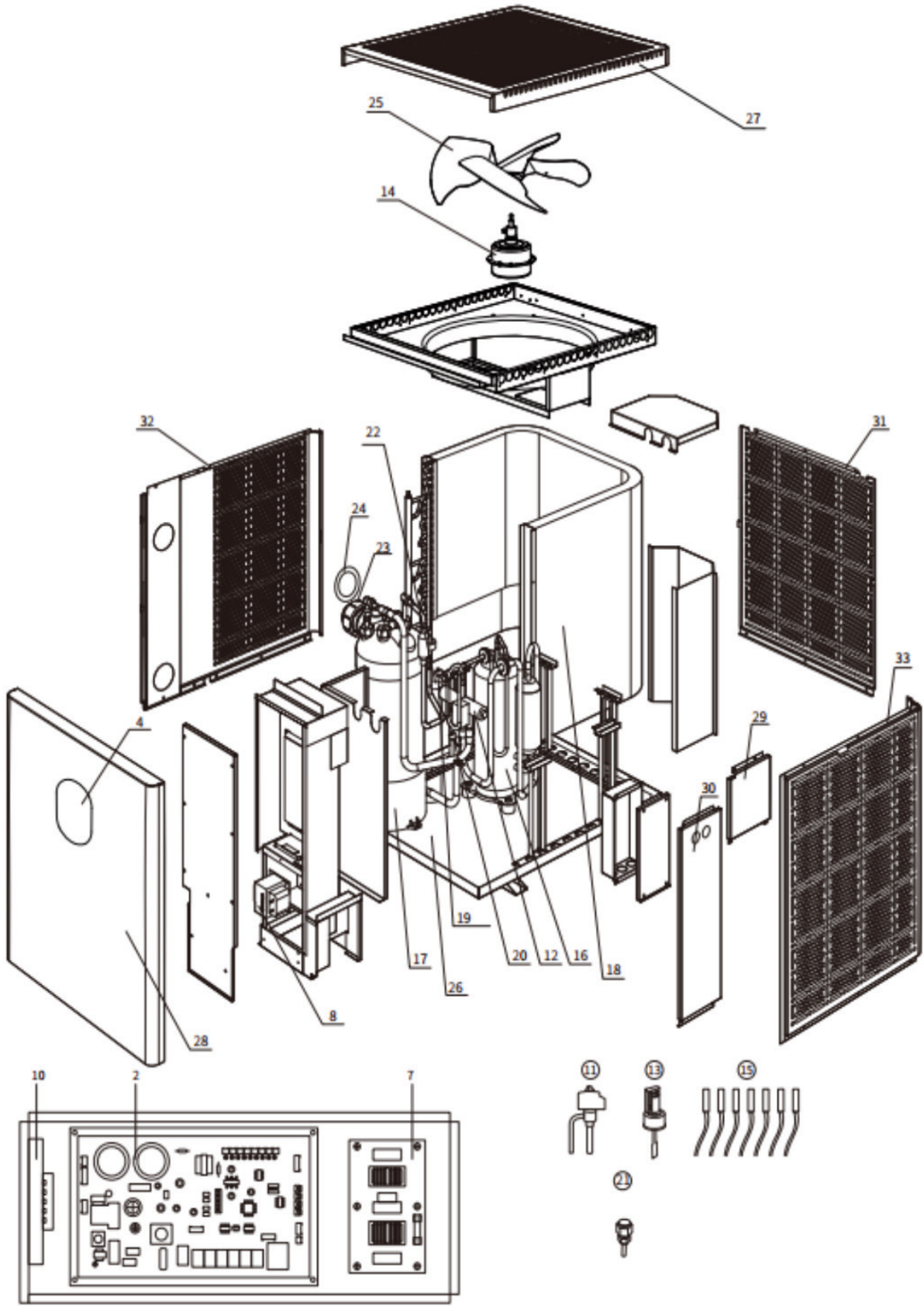
N°	GC CODE	REF	DESCRIPTION
2	3096010704	033093561000	Integrated board (heat)
4	3096010709	034093030301	Oval touch controller
7	3096010430	033092370000	Power filter plate
8	3096010351	041301110000	Reactor
10	3096010698	032051000600	Fan motor driver module
11	3096010505	006121110001	Electronic expansion valve
12	3096010435	006110160001	4-way valve
13	3096010036	040060600000	Water flow switch
14	3096010714	032051530000	Fan motor
15	3096010481	Z35043000600	Full set of sensors
16	3096010441	031064040000	Compressor
17	3096010507	001031400002	Titanium heat exchanger
18	/	Z01011710000	Evaporator
19	3096010354	040050630000	High pressure protection switch
20	3096010355	040050130000	Low pressure protection switch
21	3096010056	006080500000	Low pressure switch
22	/	006090040000	Liquid reservoir
23	3096010037	003990020000	Water union
24	3096030031	004980050003	Water union gasket
25	/	007012030000	Fan
27	3096010664	0020224103p1	Top cover
28	/	0020224202P1	Front panel
29	3096010666	0020224125P1	Right up panel
30	3096010667	0020224217P1	Right down panel
26	/	002022420100	Bottom board
31	3096010734	0020224240p1	Back mesh board
32	3096010738	0020224239P1	Left mesh board
33	/	0020224203P1	Right mesh board
	3096010112	Z03991700000	Drainage kit
	3096010640		box

IXR80 INVERX HORIZONTAL 32KW HEAT PUMP



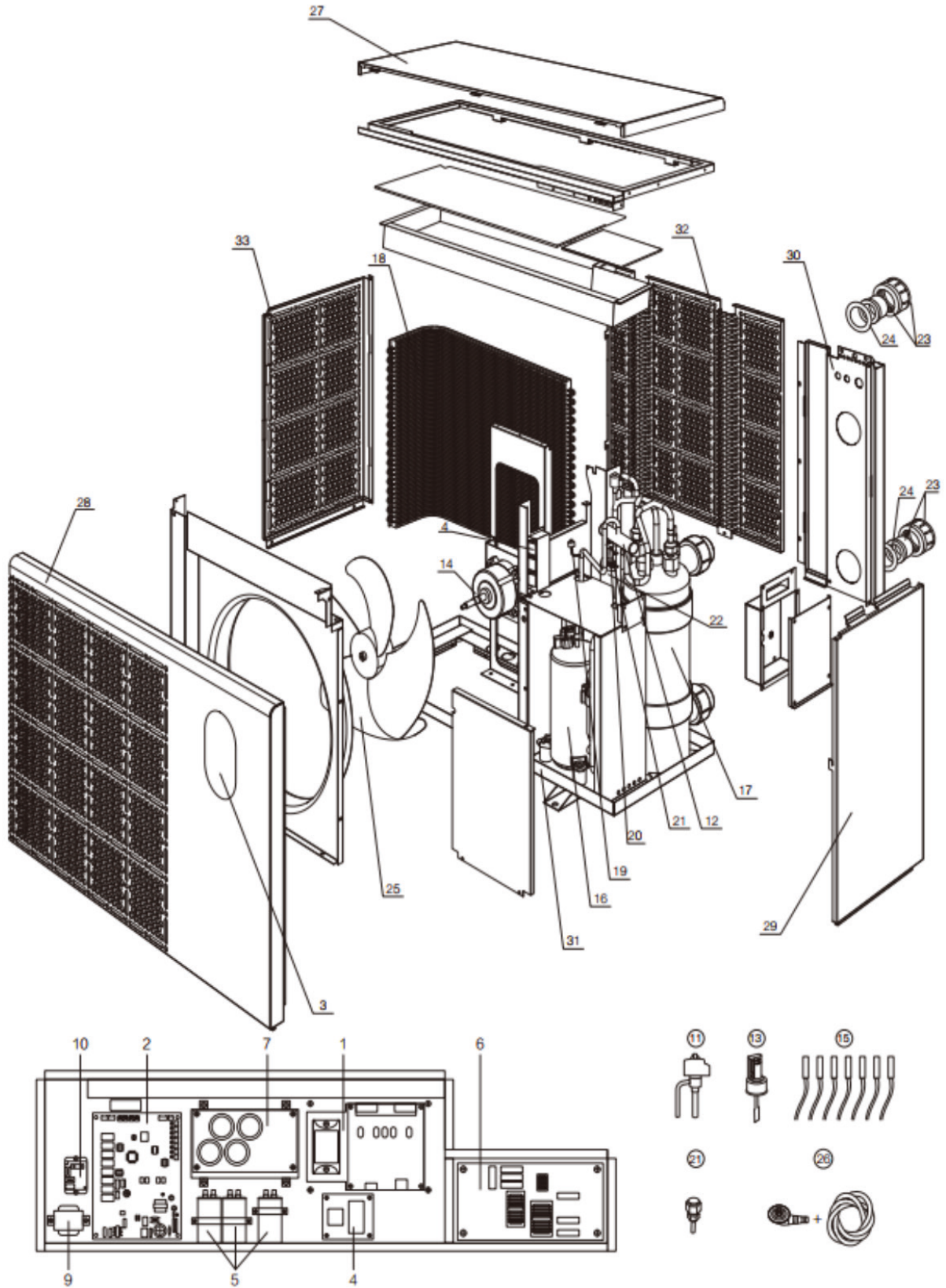
N°	GC CODE	REF	DESCRIPTION
1	3096010704	033093630500H68	Integrated board (heat)
2	3096010479	034093030301	Oval touch controller
3	3096010430	033092370000	Power filter plate
4	3096010351	041301110000	Reactor
5	3096010353	006121100001	Electronic expansion valve
6	3096010435	006110160001	4-way valve
7	3096010036	040060600000	Water flow switch
8	3096010506	032051530000	Fan motor
9	3096010481	Z35043000300	Full set of sensors
10	3096010515	031064030000	Compressor
11	3096010516	001031250002	Titanium heat exchanger
12	/	Z01011720000	Evaporator
13	3096010354	040050630000	High pressure protection switch
14	3096010355	040050130000	Low pressure protection switch
15	3096010056	006080500000	Low pressure switch
16	/	006090040000	Liquid reservoir
17	3096010037	003990020000	Water union
18	3096030031	004980050003	Water union gasket
19	3096010252	007010070000	Fan
20	3096010112	Z03991700000	Drainage kit
21	3096010517	002021703200	Top cover
22	3096010518	0020217017Z1	Front panel
23	3096010519	0020217018Z1	Right up panel
24	3096010520	0020217019Z1	Back panel
25	3096010521	002021701500	Bottom board
26	3096010522	0020217015Z1	Back mesh board
27	3096010523	0020217016Z1	Left mesh board
	3096010635		box

IXR80V INVERX VERTICAL 32KW HEAT PUMP



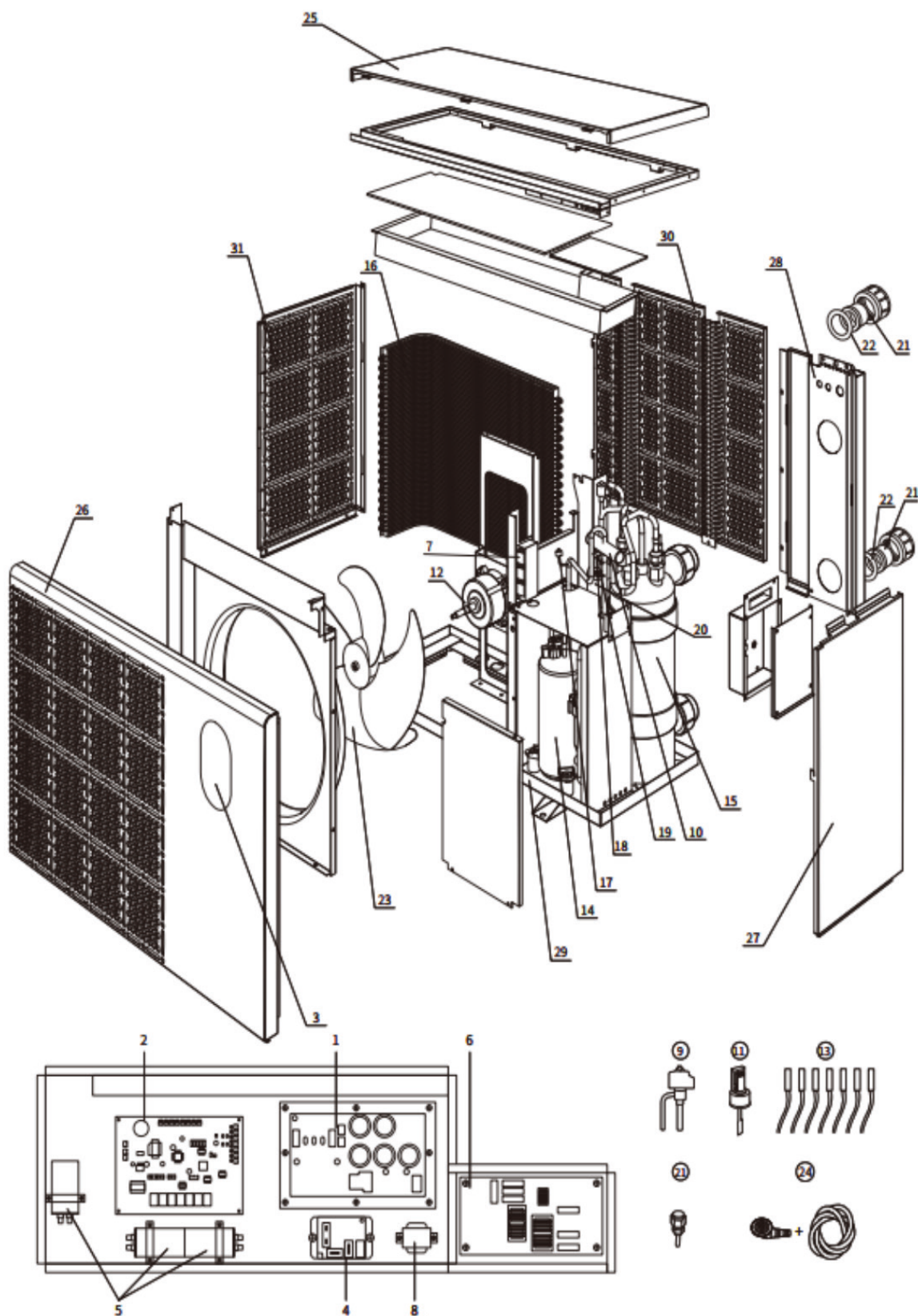
N°	GC CODE	REF	DESCRIPTION
2	3096010705	033093630500H68V	Integrated board (heat)
4	3096010479	034093030301	Oval touch controller
7	3096010430	033092370000	Power filter plate
8	3096010351	041301110000	Reactor
10	3096010698	032051000600	Fan motor driver module
11	3096010353	006121100001	Electronic expansion valve
12	3096010435	006110160001	4-way valve
13	3096010036	040060600000	Water flow switch
14	3096010715	032051530000	Fan motor
15	3096010481	Z35043000600	Full set of sensors
16	3096010515	031064030000	Compressor
17	3096010516	001031250002	Titanium heat exchanger
18	/		Evaporator
19	3096010354	040050630000	High pressure protection switch
20	3096010355	040050130000	Low pressure protection switch
21	3096010056	006080500000	Low pressure switch
22	/	006090040000	Liquid reservoir
23	3096010037	003990020000	Water union
24	3096030031	004980050003	Water union gasket
25	/		Fan
27	3096010724	0020224503p1	Top cover
28	3096010727	0020224502p1	Front panel
29	3096010730	0020224511p1	Right up panel
30	3096010733	0020224721p1	Right down panel
26	/		Bottom board
31	3096010735	0020224505p1	Back mesh board
32	3096010739	0020224504p1	Left mesh board
33	3096010743	0020224704p1	Right mesh board
	3096010112	Z03991700000	Drainage kit
	3096010641		box

IXR80T (2020) INVERX HORIZONTAL 32KW HEAT PUMP - 3PH



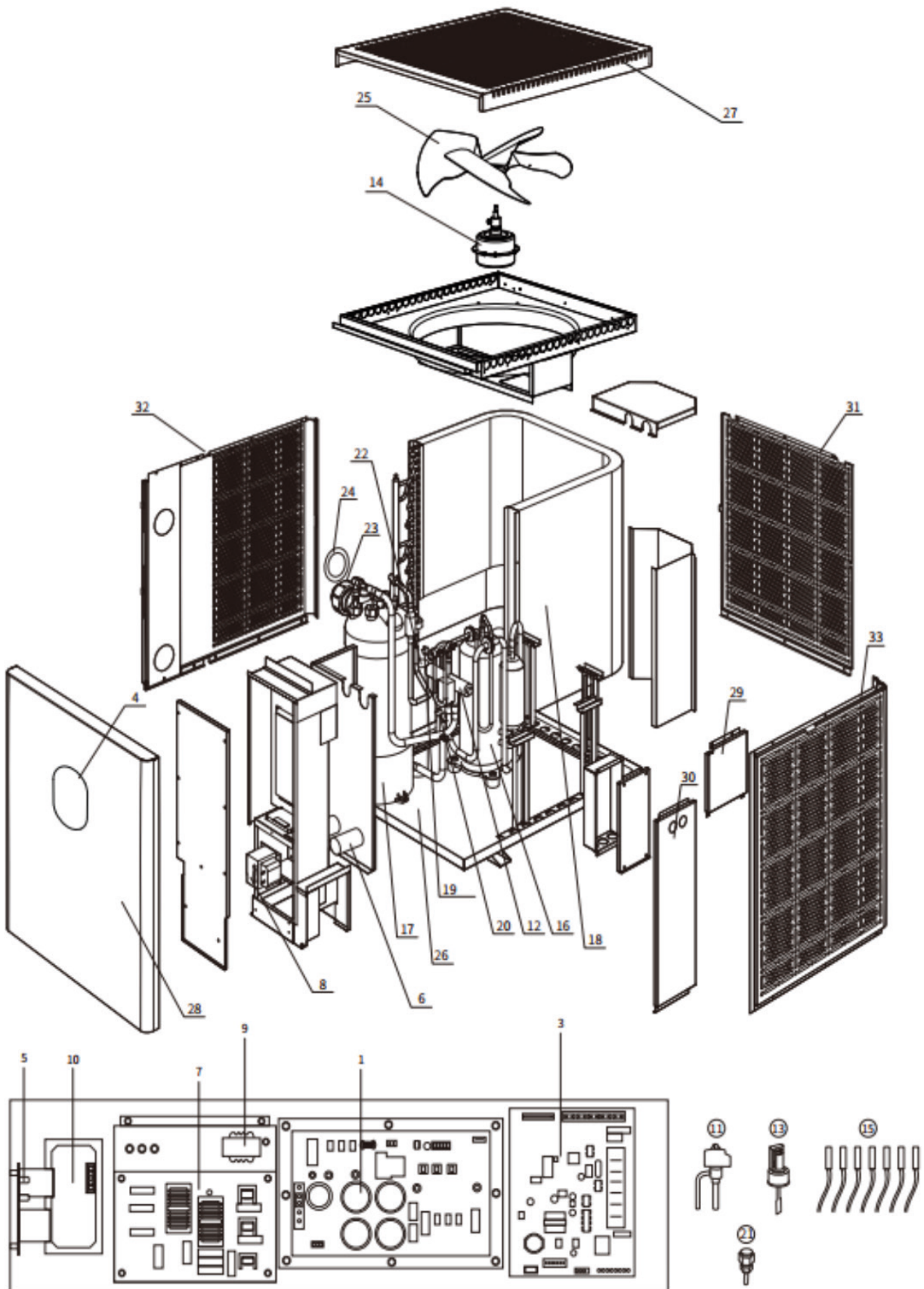
N°	GC CODE	REF	DESCRIPTION
1	3096010229	033093000000	Inverter board
2	3096010524	033090150100H68S	PC board (heat)
3	3096010479	034093030101	Oval touch controller
4	3096010525	033990120000	Contactora (3 phase relay)
5	/	041020250000	Capacitor 25 μ F (3 phase)
6	3096010527	033090650000	Power filter plate
7	3096010194	033091510000	Capacitor plate
not shown	3096010528	041301050000	Reactor
9	3096010352	041301070000	Reactor (small)
10	3096010529	040020020000	Water pump contactor
11	3096010353	006121100003	Electronic expansion valve
12	3096010435	006110160003	4-way valve
13	3096010036	040060600000	Water flow switch
14	3096010506	032051530000	Fan motor
15	3096010481	Z35043000300	Full set of sensors
16	3096010515	031064030000	Compressor
17	3096010516	001031250002	Titanium heat exchanger
18	/	Z01011720000	Evaporator
19	3096010354	040050630000	High pressure protection switch
20	3096010355	040050130000	Low pressure protection switch
21	3096010056	006080500000	Low pressure switch
22	/	006090040000	Liquid reservoir
23	3096010037	003990020000	Water union
24	3096030031	004980050003	Water union gasket
25	3096010252	007010070000	Fan
26	3096010112	Z03991700000	Drainage kit
27	3096010517	002021703200	Top cover
28	3096010518	0020217017Z1	Front panel
29	3096010519	0020217018Z1	Right up panel
30	3096010520	0020217019Z1	Back panel
31	3096010521	002021701500	Bottom board
32	3096010522	0020217015Z1	Back mesh board
33	3096010523	0020217016Z1	Left mesh board
	3096010635		box

IXR80T (2022) INVERX HORIZONTAL 32KW HEAT PUMP - 3PH



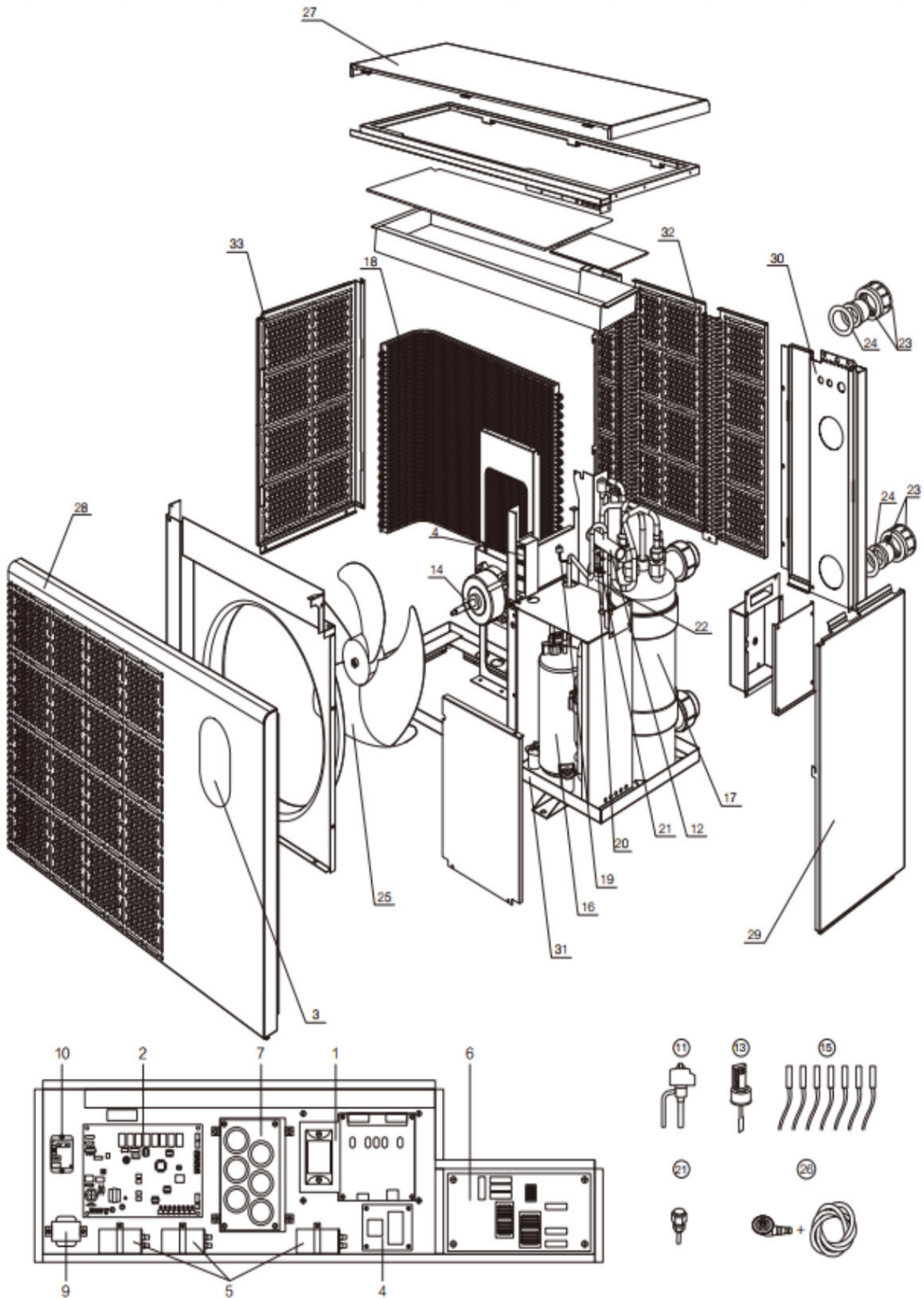
N°	GC CODE	REF	DESCRIPTION
1	3096010706	033093050000	Inverter board
2	3096010708	033090450100H68S	PC Board (Heat)
3	3096010709	034093030301	Oval touch controller
4	3096010525	033990120000	Contactora (3 phase relay)
5	/	041020250000	Capacitor 25 μ F (3 phase)
6	3096010527	033090650000	Power filter plate
7	3096010528	041301050000	Reactor
8	3096010352	041301070000	Reactor (small)
9	3096010353	006121100001	Electronic expansion valve
10	3096010435	006110160001	4-way valve
11	3096010036	040060600000	Water flow switch
12	3096010506	032051530000	Fan motor
13	3096010716	Z35043000400	Full set of sensors
14	3096010515	031064030000	Compressor
15	3096010516	001031250002	Titanium heat exchanger
16	/	Z01011720000	Evaporator
17	3096010354	040050630000	High pressure protection switch
18	3096010355	040050130000	Low pressure protection switch
18	3096010056	006080500000	Low pressure switch
20	/	006090040000	Liquid reservoir
21	3096010037	003990020000	Water union
22	3096030031	004980050003	Water union gasket
23	3096010225	007010080000	Fan
24	3096010112	Z03991700000	Drainage kit
25	3096010517	002021703200	Top cover
26	3096010518	0020217017Z1	Front panel
27	3096010519	0020217018Z1	Right up panel
28	3096010520	0020217019Z1	Back panel
29	3096010521	002021701500	Bottom board
30	3096010522	0020217015Z1	Back mesh board
31	3096010523	0020217016Z1	Left mesh board
	3096010635		box

IXR80VT INVERX VERTICAL 32KW HEAT PUMP - 3PH



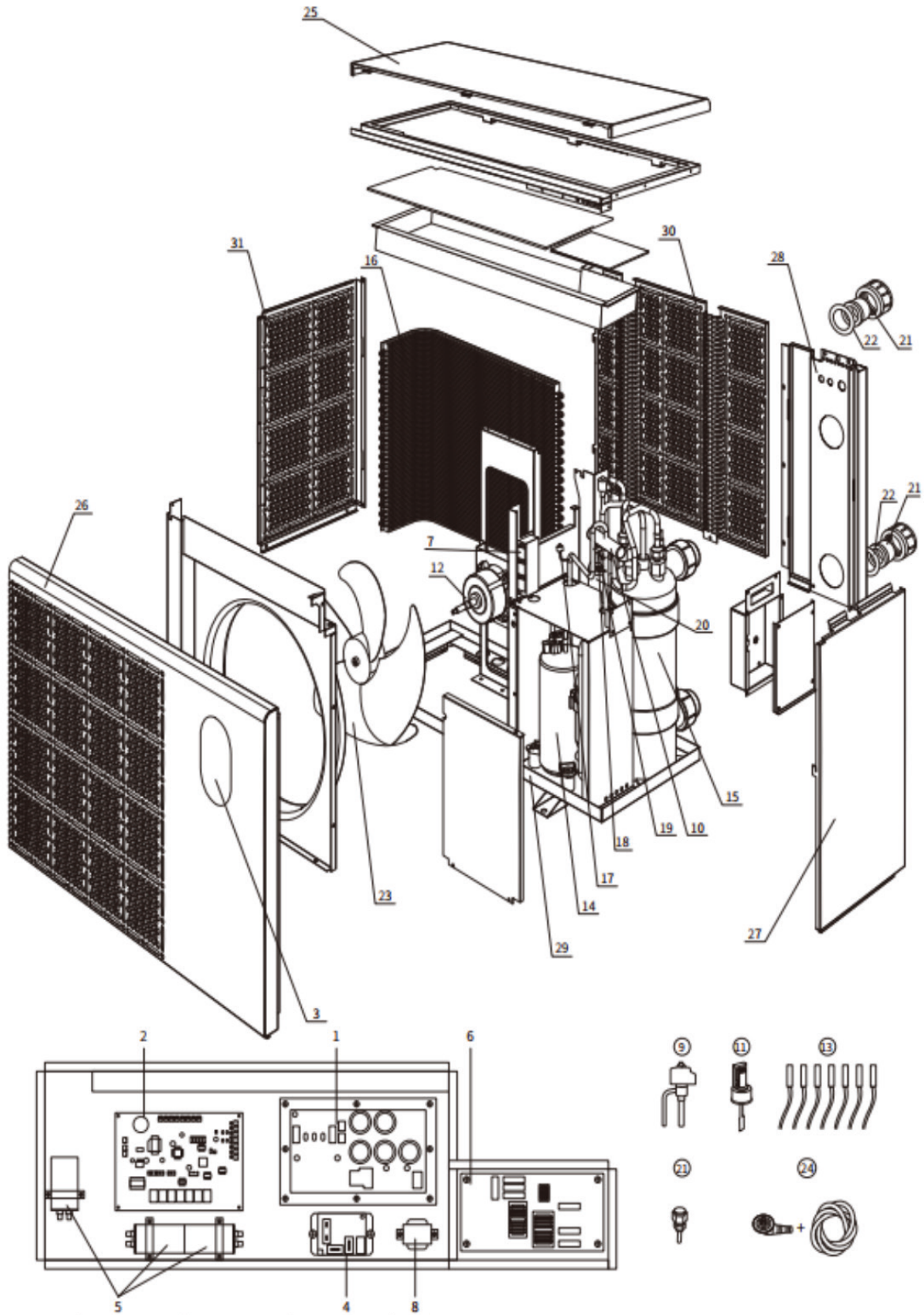
N°	GC CODE	REF	DESCRIPTION
1	3096010706	033093050000	Inverter board
3	3096010708	033090450100	PC board (heat)
4	3096010709	034093030301	Oval touch controller
5	3096010525	033990120000	Contactator (3 phase relay)
6	/	041020250000	Capacitor 25 μ F (3 phase)
7	3096010527	033090650000	Power filter plate
	3096010194	033091510000	Capacitor plate
8	3096010528	041301050000	Reactor
	3096010352	041301070000	Reactor (small)
10	3096010711	032051040200	fan motor driver module
	3096010529	040020020000	Water pump contactor
11	3096010353	006121100003	Electronic expansion valve
12	3096010435	006110160003	4-way valve
13	3096010036	040060600000	Water flow switch
14	3096010715	032051630000	Fan motor
15	3096010481	Z35043000300	Full set of sensors
16	3096010515	031064030000	Compressor
17	3096010516	001031250002	Titanium heat exchanger
18	/		Evaporator
19	3096010354	040050630000	High pressure protection switch
20	3096010355	040050130000	Low pressure protection switch
21	3096010056	006080500000	Low pressure switch
22	/	006090040000	Liquid reservoir
23	3096010037	003990020000	Water union
24	3096030031	004980050003	Water union gasket
25	/		Fan
27	3096010724	0020224503p1	Top cover
28	3096010727	0020224502p1	Front panel
29	3096010730	0020224511p1	Right up panel
30	3096010733	0020224721p1	right down panel
31	3096010735	0020224505p1	Back mesh board
32	3096010739	0020224504p1	Left mesh board
33	3096010743	0020224704p1	right mesh board
	3096010112	Z03991700000	Drainage kit

IXR110T (2020) INVERX HORIZONTAL 40KW HEAT PUMP - 3PH



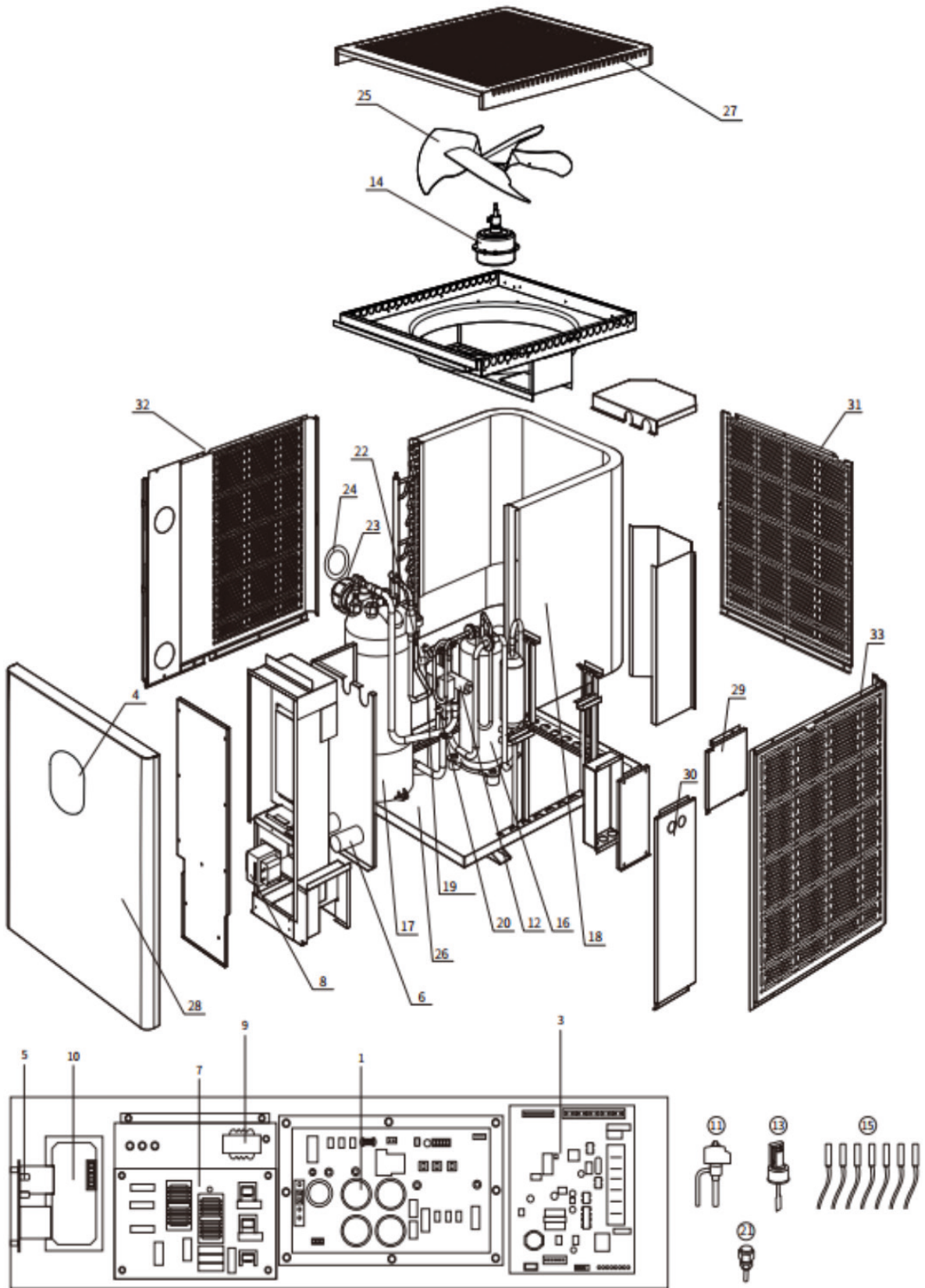
N°	GC CODE	REF	DESCRIPTION
1	3096010256	033093010000	Inverter board
2	3096010524	033090150100H78S	PC board (heat)
3	3096010479	034093030101	Oval touch controller
4	3096010525	033990120000	Contactora (3 phase relay)
5	3096010023	041020350000	Capacitor (3 phase)
6	3096010527	033090650000	Power filter plate
7	3096010254	033091510000	Capacitor plate
not shown	/	041301060000	Reactor
9	3096010352	041301070000	Reactor (small)
10	3096010529	040020020000	Water pump contactora
11	3096010353	006121100003	Electronic expansion valve
12	3096010435	006110160003	4-way valve
13	3096010036	040060600000	Water flow switch
14	3096010506	032051530000	Fan motor
15	3096010481	Z35043000300	Full set of sensors
16	3096010515	031064030000	Compressor
17	3096010207	001030680002	Titanium heat exchanger
18	/	Z01011730000	Evaporator
19	3096010354	040050630000	High pressure protection switch
20	3096010355	040050130000	Low pressure protection switch
21	3096010056	006080500000	Low pressure switch
22	/	006090040000	Liquid reservoir
23	3096010037	003990020000	Water union
24	3096030031	004980050003	Water union gasket
25	3096010225	007010080000	Fan
26	3096010112	Z03991700000	Drainage kit
27	3096010614	00202174715	Top cover
28	3096010615	0020217405Z1	Front panel
29	3096010616	0020217018Z1	Right up panel
30	3096010617	0020217406Z1	Back panel
31	3096010618	0020217040100	Bottom board
32	3096010619	0020217403Z1	Back mesh board
33	3096010620	0020217404Z1	Left mesh board
	3096010636		Box

IXR110T (2022) INVERX HORIZONTAL 40KW HEAT PUMP - 3PH



N°	GC CODE	REF	DESCRIPTION
1	3096010707	033093060000	Inverter board
2	3096010708	033090450100H78S	PC board (Heat)
3	3096010709	034093030301	Oval touch controller
4	3096010525	033990120000	Contactora (3 phase relay)
5	3096010023	041020350000	Capacitor (3 phase)
6	3096010527	033090650000	Power filter plate
7	/	041301060000	Reactor
8	3096010352	041301070000	Reactor (small)
9	3096010353	006121100001	Electronic expansion valve
10	3096010435	006110160001	4-way valve
11	3096010036	040060600000	Water flow switch
12	3096010506	032051530000	Fan motor
13	3096010716	Z35043000400	Full set of sensors
14	3096010515	031064030000	Compressor
15	3096010516	001031250002	Titanium heat exchanger
16	/	Z01011730000	Evaporator
17	3096010354	040050630000	High pressure protection switch
18	3096010355	040050130000	Low pressure protection switch
19	3096010056	006080500000	Low pressure switch
20	/	006090040000	Liquid reservoir
21	3096010037	003990020000	Water union
22	3096030031	004980050003	Water union gasket
23	3096010225	007010080000	Fan
24	3096010112	Z03991700000	Drainage kit
25	3096010614	002021741700	Top cover
26	3096010615	0020217405Z1	Front panel
27	3096010616	0020217018Z1	Right up panel
28	3096010617	0020217406Z1	Back panel
29	3096010618	0020217040100	Bottom board
30	3096010619	0020217403Z1	Back mesh board
31	3096010620	0020217404Z1	Left mesh board
	3096010636		Box

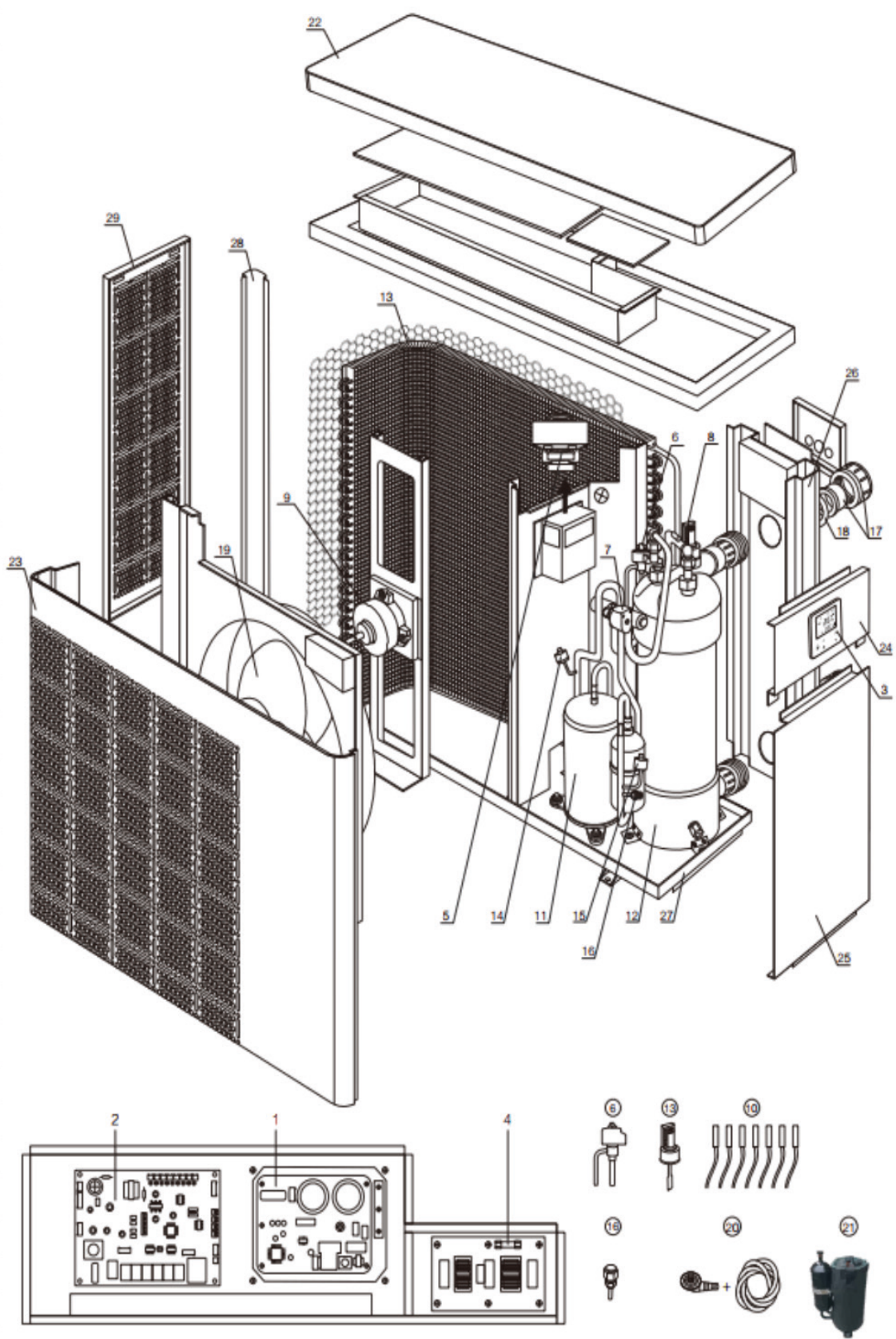
IXR110VT INVERX VERTICAL 40KW HEAT PUMP - 3PH



N°	GC CODE	REF	DESCRIPTION
1	3096010707	033093060000	Inverter board
3	3096010708	033090450100	PC board (heat)
4	3096010709	034093030301	Oval touch controller
5	3096010525	033990120000	Contactora (3 phase relay)
6	3096010023	041020350000	Capacitor (3 phase)
7	3096010527	033090650000	Power filter plate
	3096010254	033091510000	Capacitor plate
8	/	041301060000	Reactor
	3096010352	041301070000	Reactor (small)
10	3096010711	032051040200	fan motor driver module
	3096010529	040020020000	Water pump contactor
11	3096010353	006121100003	Electronic expansion valve
12	3096010435	006110160003	4-way valve
13	3096010036	040060600000	Water flow switch
14	3096010715	032051630000	Fan motor
15	3096010481	Z35043000300	Full set of sensors
16	3096010515	031064030000	Compressor
17	3096010207	001030680002	Titanium heat exchanger
18	/		Evaporator
19	3096010354	040050630000	High pressure protection switch
20	3096010355	040050130000	Low pressure protection switch
21	3096010056	006080500000	Low pressure switch
22	/	006090040000	Liquid reservoir
23	3096010037	003990020000	Water union
24	3096030031	004980050003	Water union gasket
25	3096010722	007010090000	Fan
27	3096010725	0020224703p1	Top cover
28	3096010728	0020224702p1	Front panel
29	3096010731	0020224720p1	Right up panel
30	3096010733	0020224721p1	Right down panel
31	3096010736	0020224706p1	Back mesh board
33	3096010742	0020224238p1	Right mesh board
32	3096010740	0020224705p1	Left mesh board
	3096010112	Z03991700000	Drainage kit
	3096010642		Box

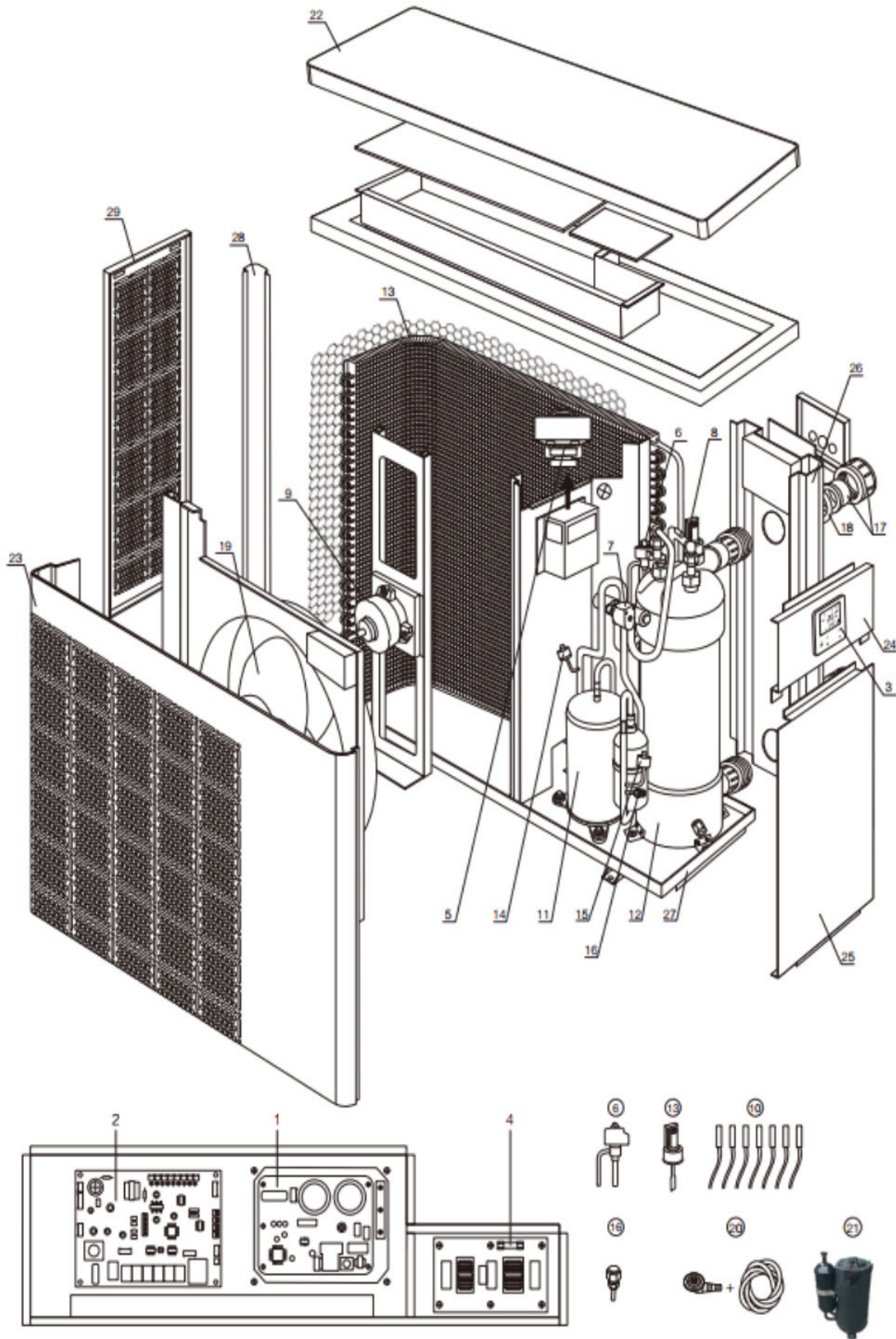
IPHR26 MODEL (2020) INVERTER+ 10.5KW HEAT PUMP

8 HEATING



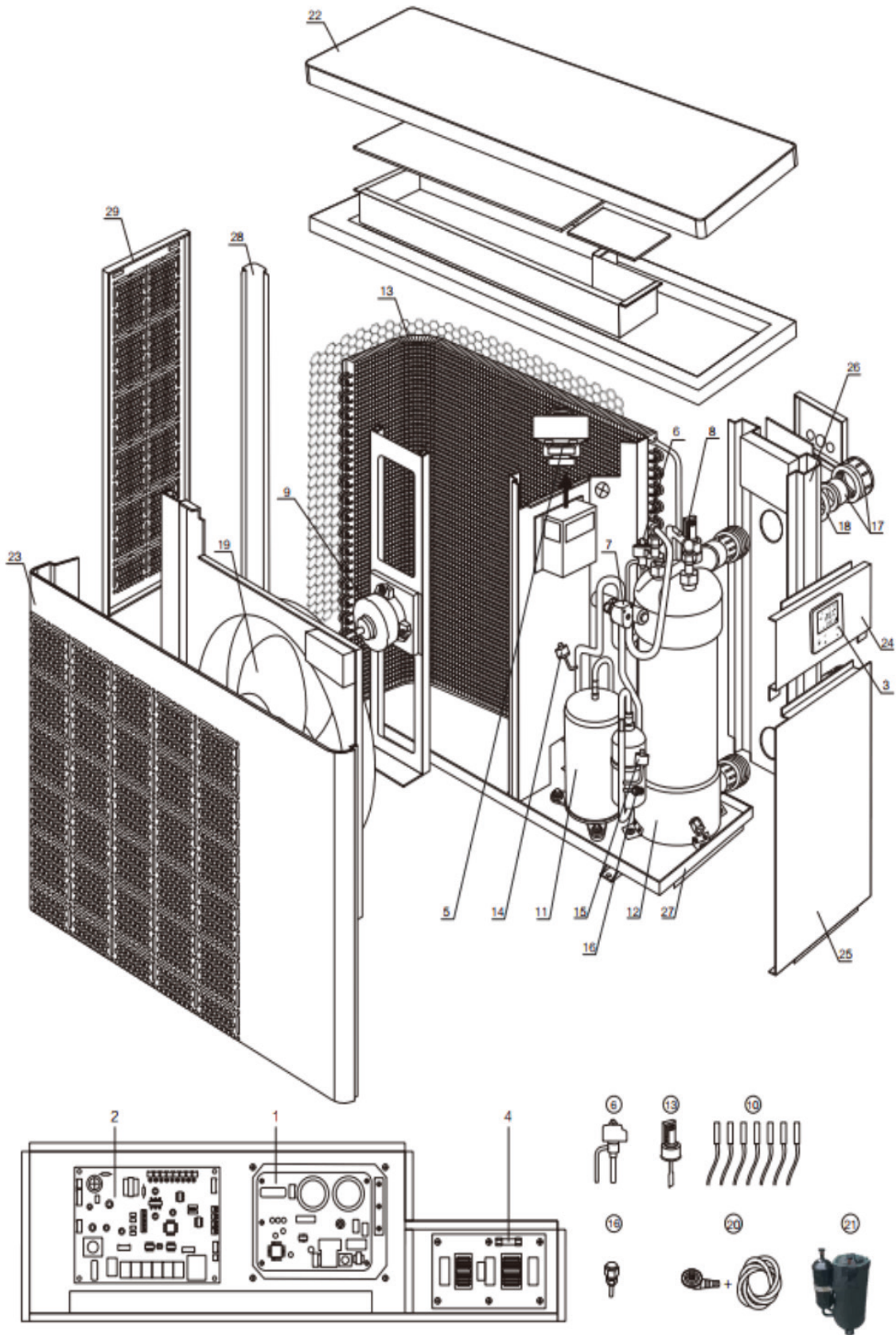
N°	GC CODE	REF	DESCRIPTION
1	3096010313	033091400000	Inverter board
2	3096010533	033090310100H23	PC Board (heat)
3	3096010477	034092180001	Touch controller with built-in wifi
4	3096010535	033092360000	Power filter plate
5	3096010349	041301090000	Reactor (big)
6	3096010431	006121000001	Electronic expansion valve
7	3096010433	006110080001	4-way valve
8	3096010036	040060600000	Water flow switch
9	3096010536	032051500000	Fan motor
10	3096010438	Z35043000200	Full set sensors
11	3096010537	031064010000	Compressor
12	3096010538	001031100002	Titanium heat exchanger
13	/	Z01011210000	Evaporator
14	3096010354	040050630000	High pressure protection switch
15	3096010355	04005013000	Low pressure protection switch
16	3096010056	006080500000	Low pressure valve
17	3096010037	003990020000	Water union
18	3096030031	004980050002	Water union gasket
19	3096010423	007010140000	Fan
20	3096010112	Z03991700000	Drainage kit
21	/	004041710000	Compressor insulation cap
22	3096010540	Z02020701315	Top cover
23	3096010545	Z020207002P1	Front panel
24	3096010551	Z02020623015	Right up panel
25	3096010555	Z020206218P1	Right down panel
26	3096010560	0020207031P1	Back panel
27	3096010566	002020703000	Bottom board
28	3096010572	0020206306P1	Pole
29	3096010576	Z020206222P1	Left mesh board
	3096010336	/	Carton Box Inverter+ IPHR26

IPHR33 MODEL (2020) INVERTER+ 13KW HEAT PUMP



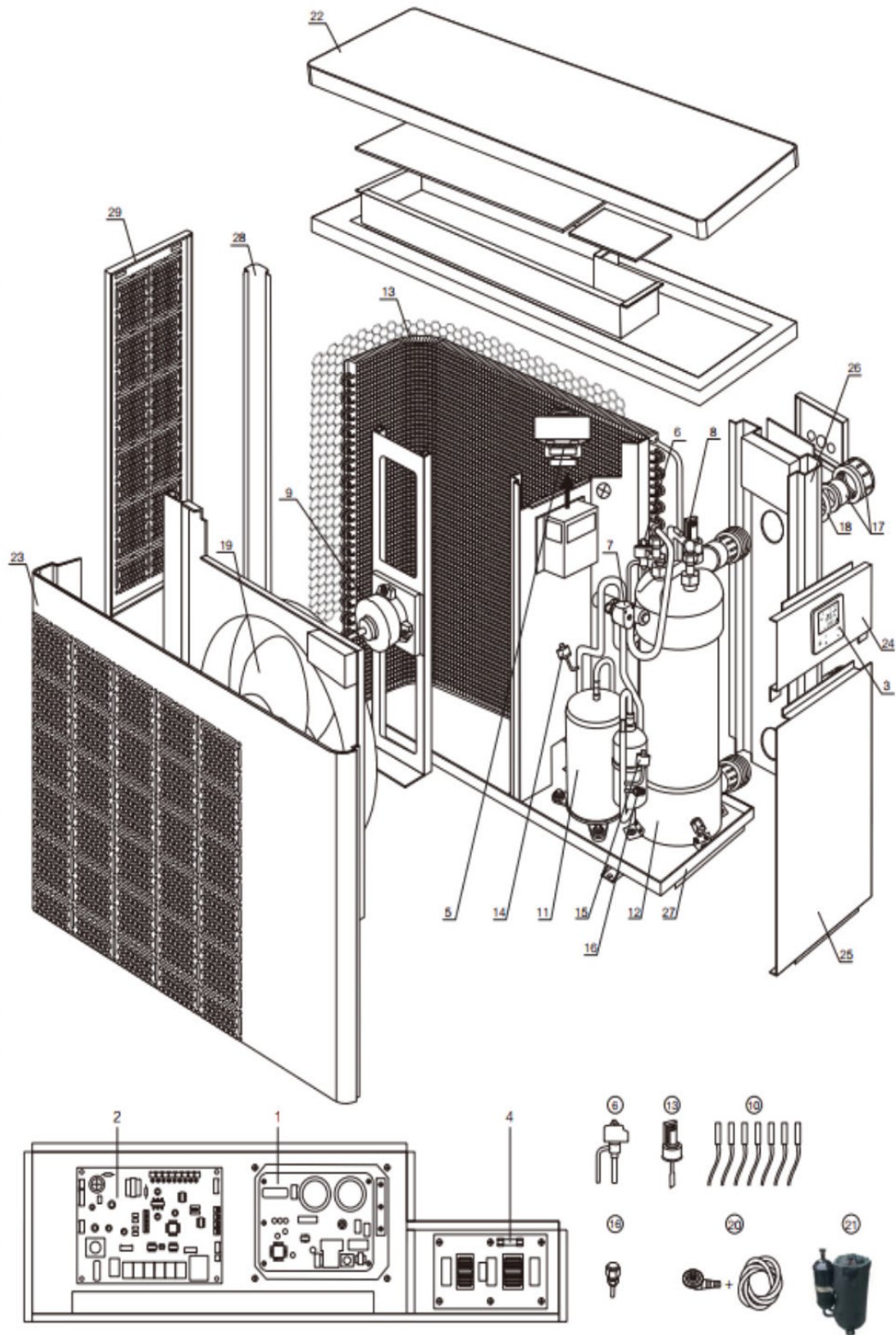
N°	GC CODE	REF	DESCRIPTION
1	3096010313	03309140000	Inverter board
2	3096010533	033090310100H28	PC Board (heat)
3	3096010477	034092180001	Touch controller with built-in wifi
4	3096010428	033092330000	Power filter plate
5	3096010350	041301080000	Reactor (big)
6	3096010431	006121000001	Electronic expansion valve
7	3096010433	006110080001	4-way valve
8	3096010036	040060600000	Water flow switch
9	3096010480	032051510000	Fan motor
10	3096010438	Z35043000200	Full set sensors
11	3096010439	031064020000	Compressor
12	3096010539	001031200002	Titanium heat exchanger
13	/	Z01011480000	Evaporator
14	3096010354	040050630000	High pressure protection switch
15	3096010355	04005013000	Low pressure protection switch
16	3096010056	006080500000	Low pressure valve
17	3096010037	003990020000	Water union
18	3096030031	004980050002	Water union gasket
19	3096010223	007010030000	Fan
20	3096010112	Z03991700000	Drainage kit
21	/	004041710000	Compressor insulation cap
22	3096010541	Z02020621515	Top cover
23	3096010546	Z020206202P1	Front panel
24	3096010551	Z02020623015	Right up panel
25	3096010555	Z020206218P1	Right down panel
26	3096010561	0020206253P1	Back panel
27	3096010567	002020625000	Bottom board
28	3096010572	0020206306P1	Pole
29	3096010576	Z020206222P1	Left mesh board
	3096010337	/	Carton Box Inverter+ IPHR33

IPHR45 MODEL (2020) INVERTER+ 17.5KW HEAT PUMP



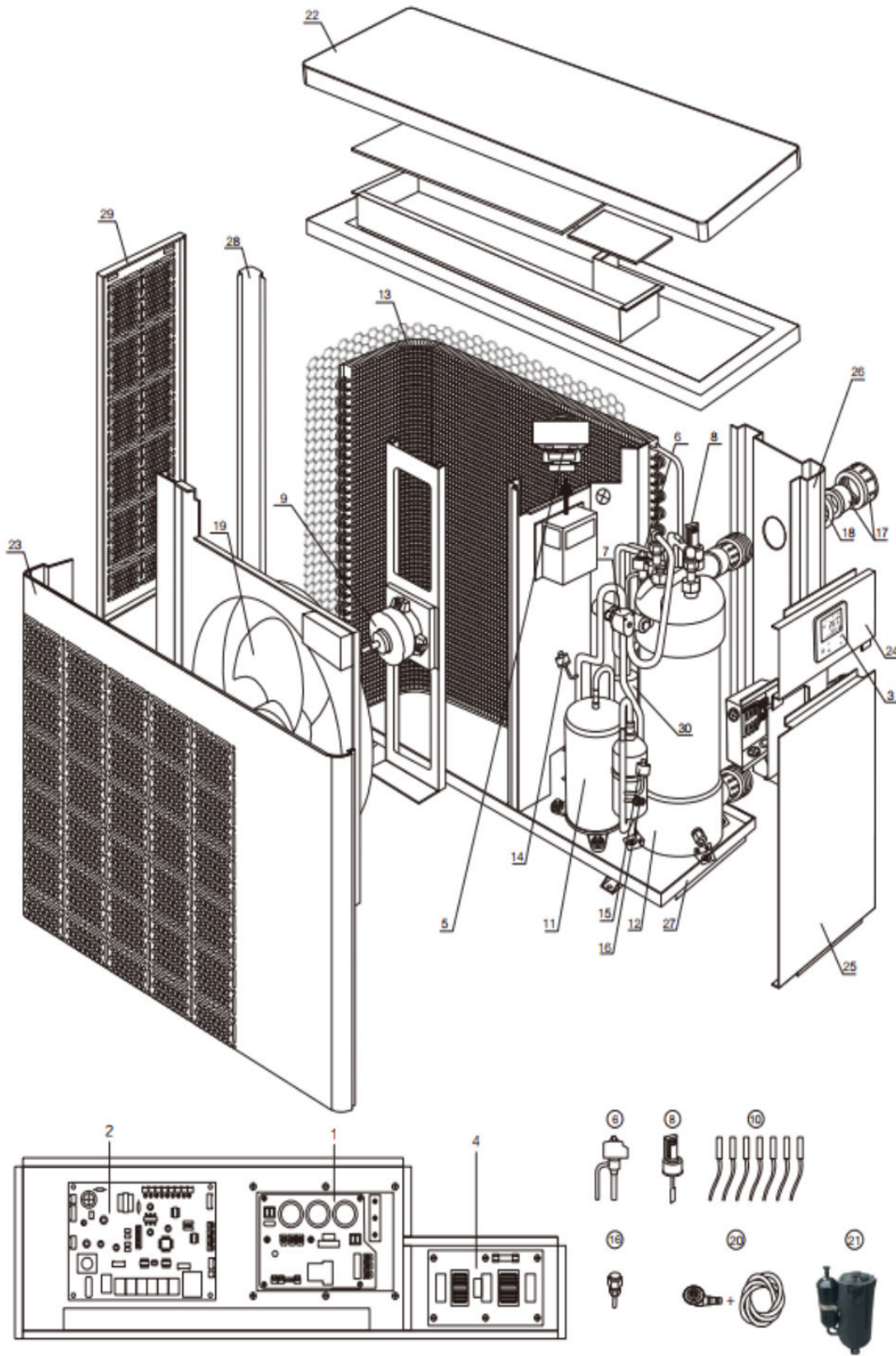
N°	GC CODE	REF	DESCRIPTION
1	3096010313	03309140000	Inverter board
2	3096010533	033090310100H43	PC Board (heat)
3	3096010477	034092180001	Touch controller with built-in wifi
4	3096010428	033092330000	Power filter plate
5	3096010351	041301100000	Reactor (big)
6	3096010431	006121000001	Electronic expansion valve
7	3096010434	006110210001	4-way valve
8	3096010036	040060600000	Water flow switch
9	3096010480	032051510000	Fan motor
10	3096010438	Z35043000200	Full set sensors
11	3096010440	031064060000	Compressor
12	3096010442	001031210002	Titanium heat exchanger
13	/	Z01011180000	Evaporator
14	3096010354	040050630000	High pressure protection switch
15	3096010355	04005013000	Low pressure protection switch
16	3096010056	006080500000	Low pressure valve
17	3096010037	003990020000	Water union
18	3096030031	004980050002	Water union gasket
19	3096010223	007010030000	Fan
20	3096010112	Z03991700000	Drainage kit
21	/	004041730000	Compressor insulation cap
22	3096010542	002020591115	Top cover
23	3096010547	0020206305P1	Front panel
24	3096010552	002020592515	Right up panel
25	3096010556	0020206308P1	Right down panel
26	3096010562	0020206328P1	Back panel
27	3096010568	002020635000	Bottom board
28	3096010572	0020206306P1	Pole
29	3096010577	0020206309P1	Left mesh board
	3096010338	/	Carton Box Inverter+ IPHR45

IPHR55 MODEL (2020) INVERTER+ 20.5KW HEAT PUMP



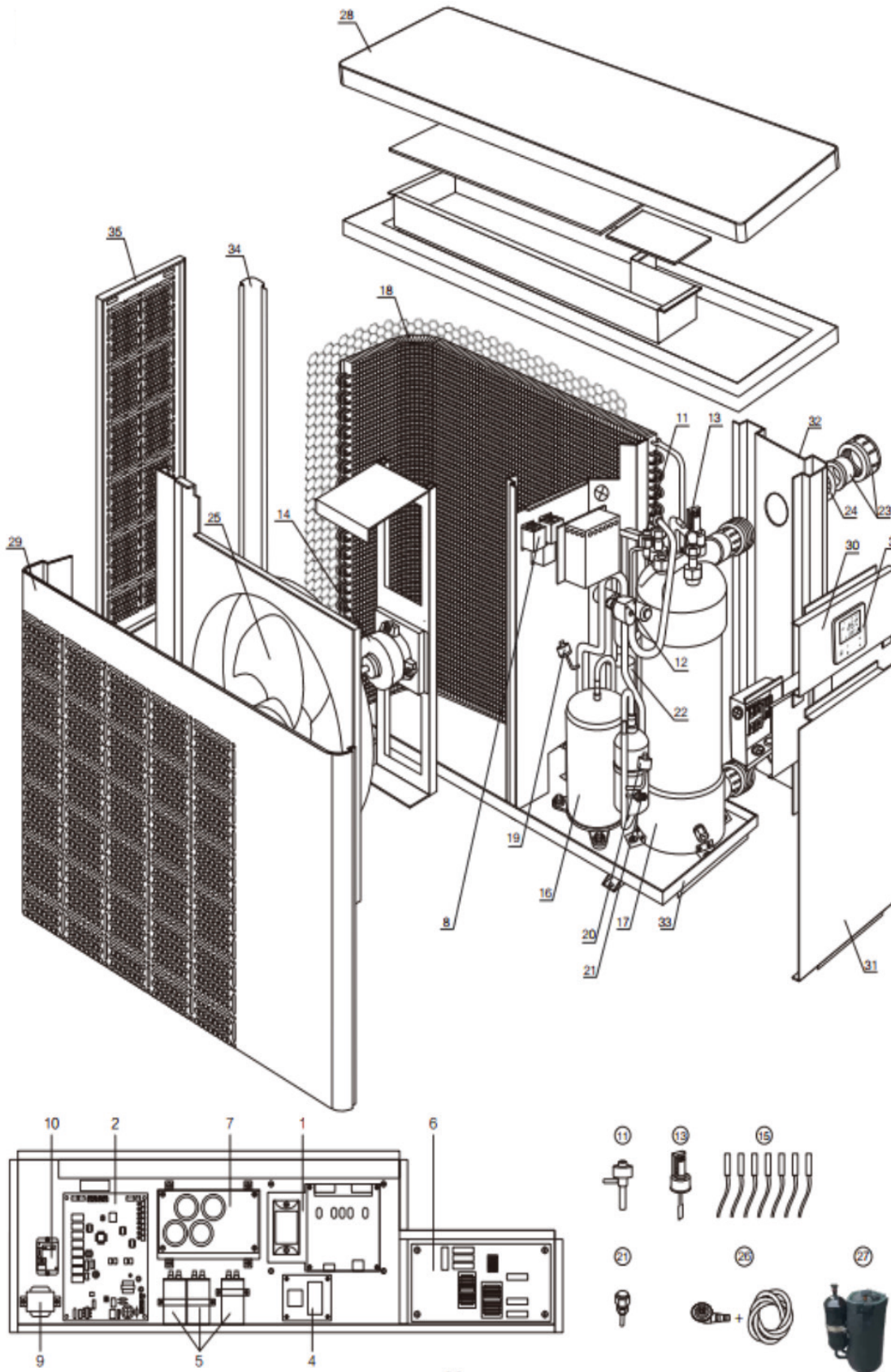
N°	GC CODE	REF	DESCRIPTION
1	3096010315	033091420000	Inverter board
2	3096010533	033090310100H51	PC Board (heat)
3	3096010477	034092180001	Touch controller with built-in wifi
4	3096010429	033092340000	Power filter plate
5	3096010351	041301100000	Reactor (big)
6	3096010432	006121010001	Electronic expansion valve
7	3096010434	006110210001	4-way valve
8	3096010036	040060600000	Water flow switch
9	3096010480	032051510000	Fan motor
10	3096010438	Z35043000200	Full set sensors
11	3096010440	031064060000	Compressor
12	3096010497	001031220002	Titanium heat exchanger
13	/	Z01010650000	Evaporator
14	3096010354	040050630000	High pressure protection switch
15	3096010355	04005013000	Low pressure protection switch
16	3096010056	006080500000	Low pressure valve
17	3096010037	003990020000	Water union
18	3096030031	004980050002	Water union gasket
19	3096010252	007010070000	Fan
20	3096010112	Z03991700000	Drainage kit
21	/	004041730000	Compressor insulation cap
22	3096010542	002020591115	Top cover
23	3096010548	0020205905P1	Front panel
24	3096010552	002020592515	Right up panel
25	3096010557	0020205913P1	Right down panel
26	3096010563	0020205935P1	Back panel
27	3096010569	002020595000	Bottom board
28	3096010573	0020205906P1	Pole
29	3096010578	0020205918P1	Left mesh board
	3096010339	/	Carton Box Inverter+ IPHR55

IPHR70 MODEL (2020) INVERTER+ 27.5KW HEAT PUMP



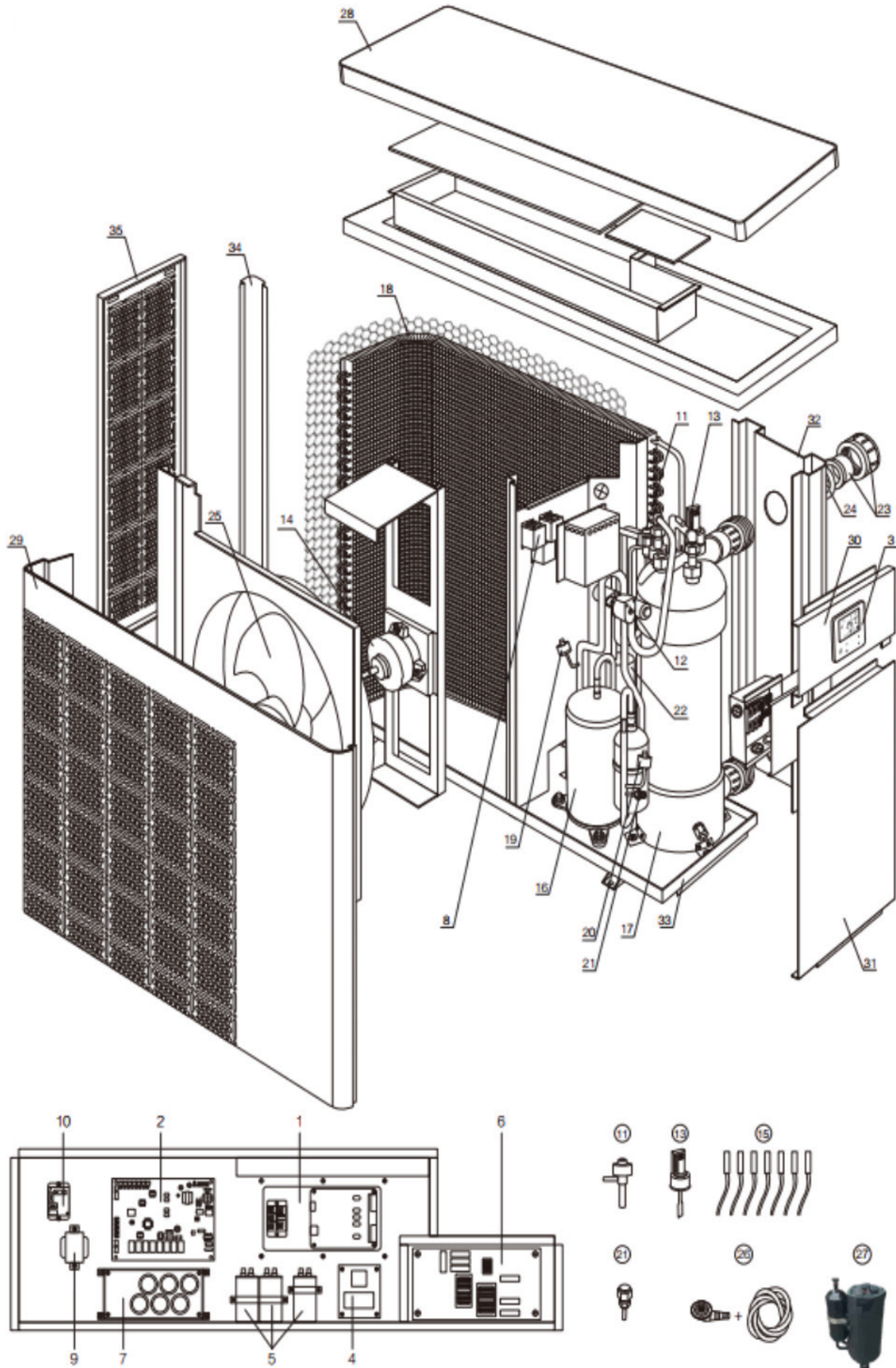
N°	GC CODE	REF	DESCRIPTION
1	3096010315	033091420000	Inverter board
2	3096010533	033090310100H68	PC Board (heat)
3	3096010477	034092180001	Touch controller with built-in wifi
4	3096010430	033092370000	Power filter plate
5	3096010528	041301110000	Reactor (big)
6	3096010353	006121100001	Electronic expansion valve
7	3096010435	006110160001	4-way valve
8	3096010036	040060600000	Water flow switch
9	3096010506	032051530000	Fan motor
10	3096010438	Z35043000200	Full set sensors
11	3096010441	031064040000	Compressor
12	3096010516	001031250002	Titanium heat exchanger
13	/	Z01011190000	Evaporator
14	3096010354	040050630000	High pressure protection switch
15	3096010355	04005013000	Low pressure protection switch
16	3096010056	006080500000	Low pressure valve
17	3096010037	003990020000	Water union
18	3096030031	004980050002	Water union gasket
19	3096010225	007010080000	Fan
20	3096010112	Z03991700000	Drainage kit
21	/	004041690000	Compressor insulation cap
22	3096010543	002020640915	Top cover
23	3096010549	0020206403P1	Front panel
24	3096010553	002020643915	Right up panel
25	3096010558	0020206412P1	Right down panel
26	3096010564	0020206455P1	Back panel
27	3096010570	002020646000	Bottom board
28	3096010574	0020206404P1	Pole
29	3096010579	0020206417P1	Left mesh board
30	/	006090040000	Liquid reservoir
	3096010340	/	Carton Box Inverter+ IPHR70(T)

IPHR70T MODEL (2020) INVERTER+ 27.5KW HEAT PUMP - 3PH



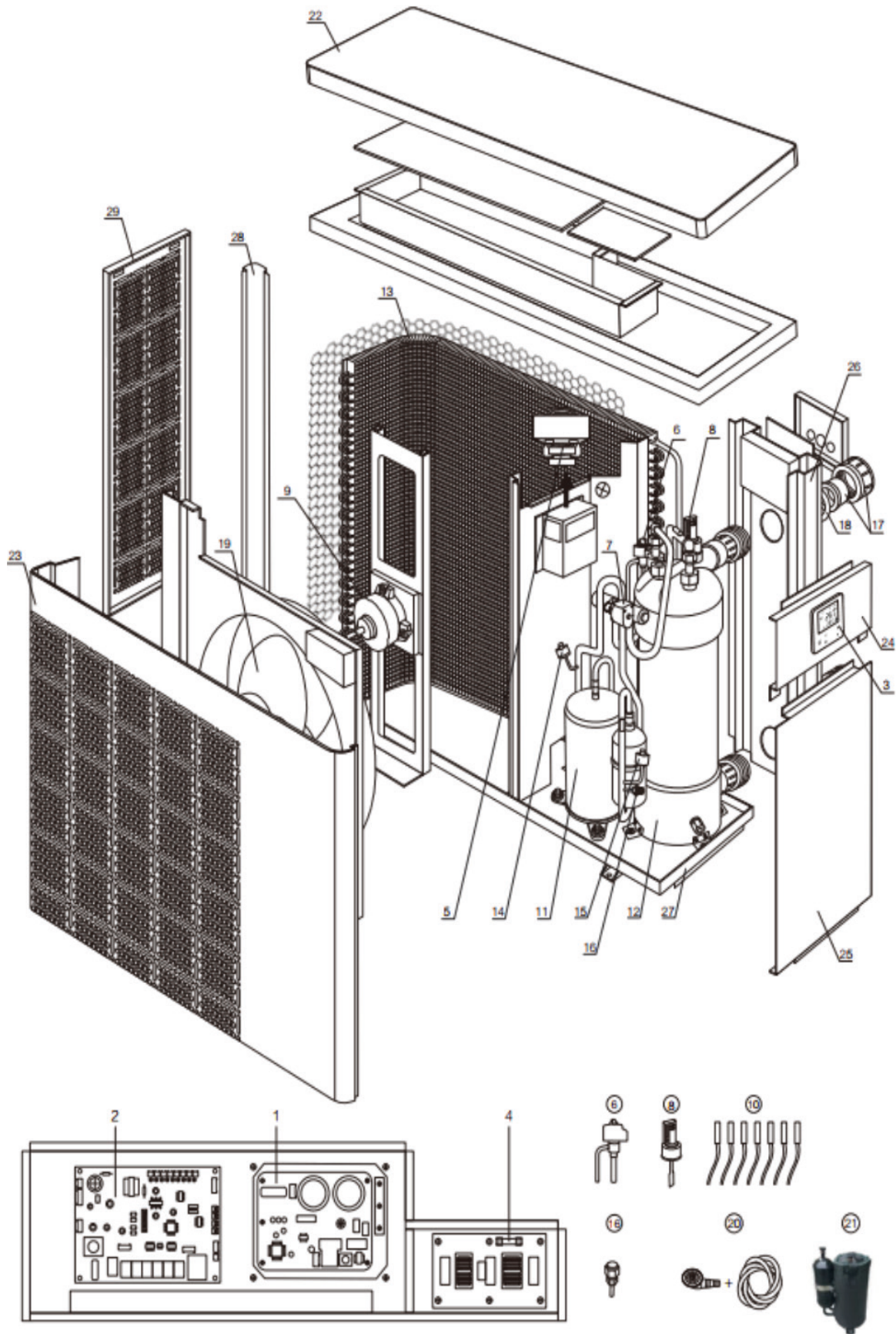
N°	GC CODE	REF	DESCRIPTION
1	3096010229	033093000000	Inverter board
2	3096010316	033090390002H68s	PC Board (heat)
3	3096010477	034092180001	Touch controller with built-in wifi
4	3096010534	033990130000	Contactora (3 phase relay)
5	/	041020250000	Capacitor 25 μ F (3 phase)
6	3096010527	033090650000	Power filter plate
7	3096010194	033091510000	Capacitor plate (3 phase)
8	3096010528	041301050000	Reactor (big)
9	3096010352	041301070000	Reactor (small)
10	3096010529	040020020000	Water pump contactora (3 phase)
11	3096010353	006121100001	Electronic expansion valve
12	3096010435	006110160001	4-way valve
13	3096010036	040060600000	Water flow switch
14	3096010506	032051530000	Fan motor
15	3096010438	Z35043000200	Full set sensors
16	3096010441	031064040000	Compressor
17	3096010516	001031250002	Titanium heat exchanger
18	/	Z01011190000	Evaporator
19	3096010354	040050630000	High pressure protection switch
20	3096010355	04005013000	Low pressure protection switch
21	3096010056	006080500000	Low pressure valve
22	/	006090040000	Liquid reservoir
23	3096010037	003990020000	Water union
24	3096030031	004980050002	Water union gasket
25	3096010225	007010080000	Fan
26	3096010112	Z03991700000	Drainage kit
27	/	004041690000	Compressor insulation cap
28	3096010543	002020640915	Top cover
29	3096010549	0020206403P1	Front panel
30	3096010553	002020643915	Right up panel
31	3096010558	0020206412P1	Right down panel
32	3096010564	0020206455P1	Back panel
33	3096010570	002020646000	Bottom board
34	3096010574	0020206404P1	Pole
35	3096010579	0020206417P1	Left mesh board
	3096010340	/	Carton Box Inverter+ IPHR70(T)

IPHR100T MODEL (2020) INVERTER+ 35.8KW HEAT PUMP - 3PH



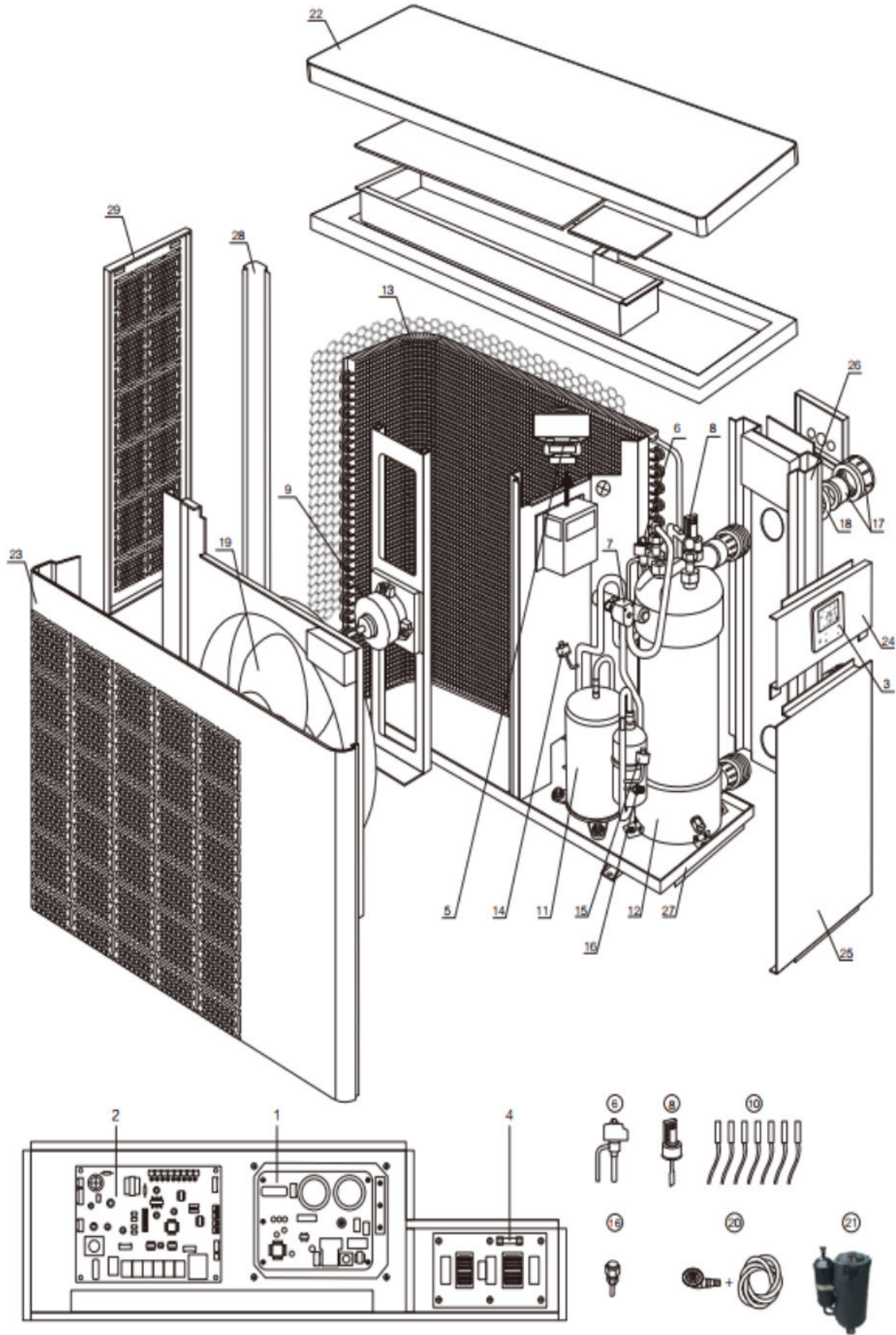
N°	GC CODE	REF	DESCRIPTION
1	3096010256	033093010000	Inverter board
2	3096010316	033090390002H78s	PC Board (heat)
3	3096010477	034092180001	Touch controller with built-in wifi
4	3096010534	033990130000	Contactora (3 phase relay)
5	3096010023	041020350000	Capacitor 35 µF (3 phase)
6	3096010527	033090650000	Power filter plate
7	3096010254	033091500000	Capacitor plate (3 phase)
8	3096010532	041301060000	Reactor (big)
9	3096010352	041301070000	Reactor (small)
10	3096010529	040020020000	Water pump contactor (3 phase)
11	3096010353	006121100001	Electronic expansion valve
12	3096010435	006110160001	4-way valve
13	3096010036	040060600000	Water flow switch
14	3096010506	032051530000	Fan motor
15	3096010438	Z35043000200	Full set sensors
16	3096010515	031064030000	Compressor
17	3096010207	001030680002	Titanium heat exchanger
18	/	Z01011140000	Evaporator
19	3096010354	040050630000	High pressure protection switch
20	3096010355	040050130000	Low pressure protection switch
21	3096010056	006080500000	Low pressure valve
22	/	006090040000	Liquid reservoir
23	3096010037	003990020000	Water union
24	3096030031	004980050002	Water union gasket
25	3096010225	007010080000	Fan
26	3096010112	Z03991700000	Drainage kit
27	/	004041700000	Compressor insulation cap
28	3096010544	002020650915	Top cover
29	3096010550	0020206505P1	Front panel
30	3096010554	002020653715	Right up panel
31	3096010559	0020206512P1	Right down panel
32	3096010565	0020206538P1	Back panel
33	3096010571	002020655000	Bottom board
34	3096010575	0020206506P1	Pole
35	3096010580	0020206520P1	Left mesh board
	3096010341	/	Carton Box Inverter+ IPHR100T

IPHR26 MODEL (2021) INVERTER+ 10.5KW HEAT PUMP



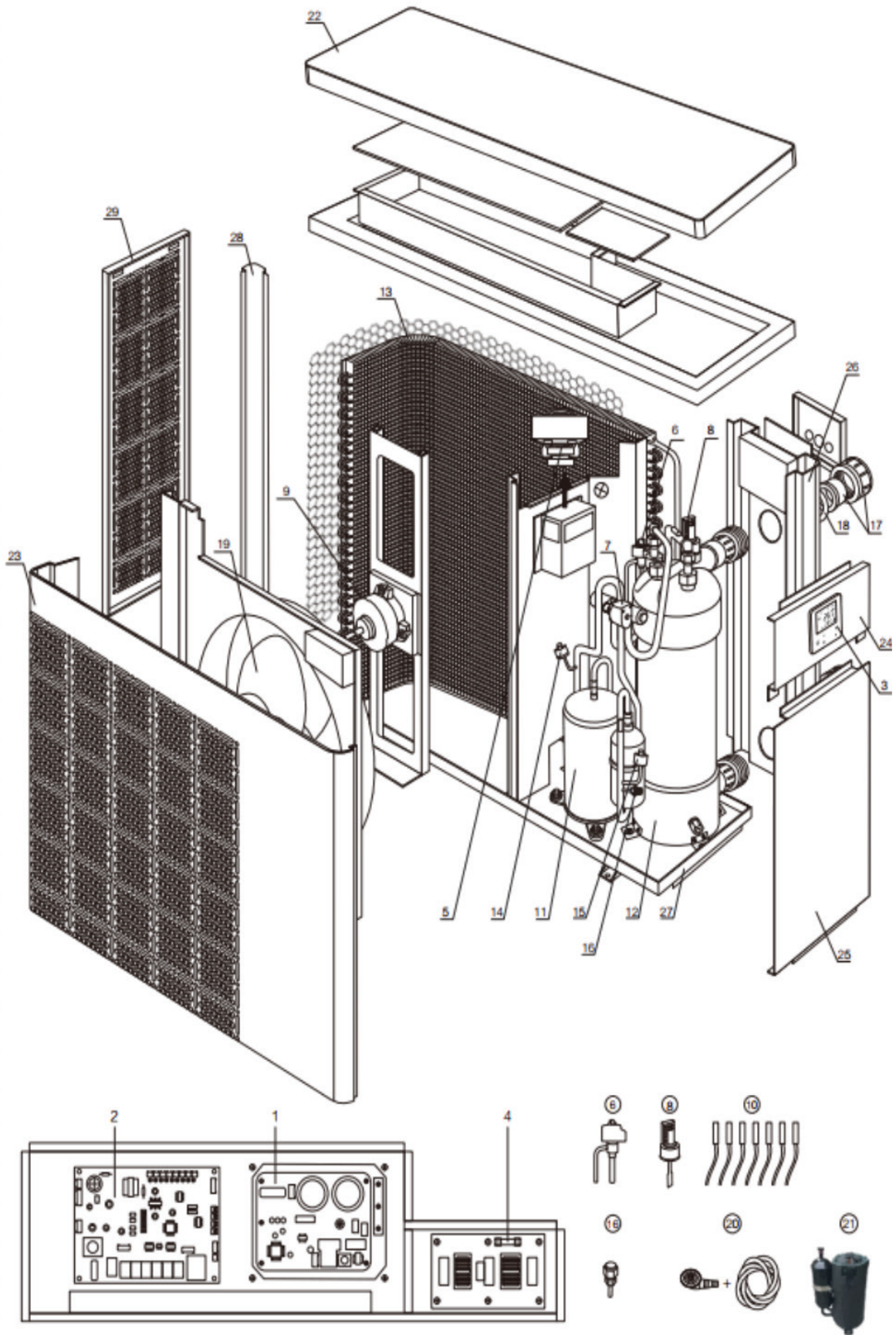
N°	GC CODE	REF	DESCRIPTION
1	3096010271	033091320000	Inverter board
2	3096010648	033090310200H23	PC Board (heat)
3	3096010477	034092180001	Touch controller with built-in wifi
4	3096010535	033092360000	Power filter plate
5	3096010349	041301090000	Reactor (big)
6	3096010431	006121000001	Electronic expansion valve
7	3096010433	006110080001	4-way valve
8	3096010036	040060600000	Water flow switch
9	3096010536	032051500000	Fan motor
10	3096010438	Z35043000200	Full set sensors
11	3096010537	031064010000	Compressor
12	3096010538	001031100002	Titanium heat exchanger
13	/	Z01011210000	Evaporator
14	3096010354	040050630000	High pressure protection switch
15	3096010355	04005013000	Low pressure protection switch
16	3096010056	006080500000	Low pressure valve
17	3096010037	003990020000	Water union
18	3096030031	004980050002	Water union gasket
19	3096010423	007010140000	Fan
20	3096010112	Z03991700000	Drainage kit
21	/	004041710000	Compressor insulation cap
22	3096010540	Z02020701315	Top cover
23	3096010545	Z020207002P1	Front panel
24	3096010551	Z02020623015	Right up panel
25	3096010555	Z020206218P1	Right down panel
26	3096010560	0020207031P1	Back panel
27	3096010566	002020703000	Bottom board
28	3096010572	0020206306P1	Pole
29	3096010576	Z020206222P1	Left mesh board
	3096010336	/	Carton Box Inverter+ IPHR26

IPHR33 MODEL (2021) INVERTER+ 13KW HEAT PUMP



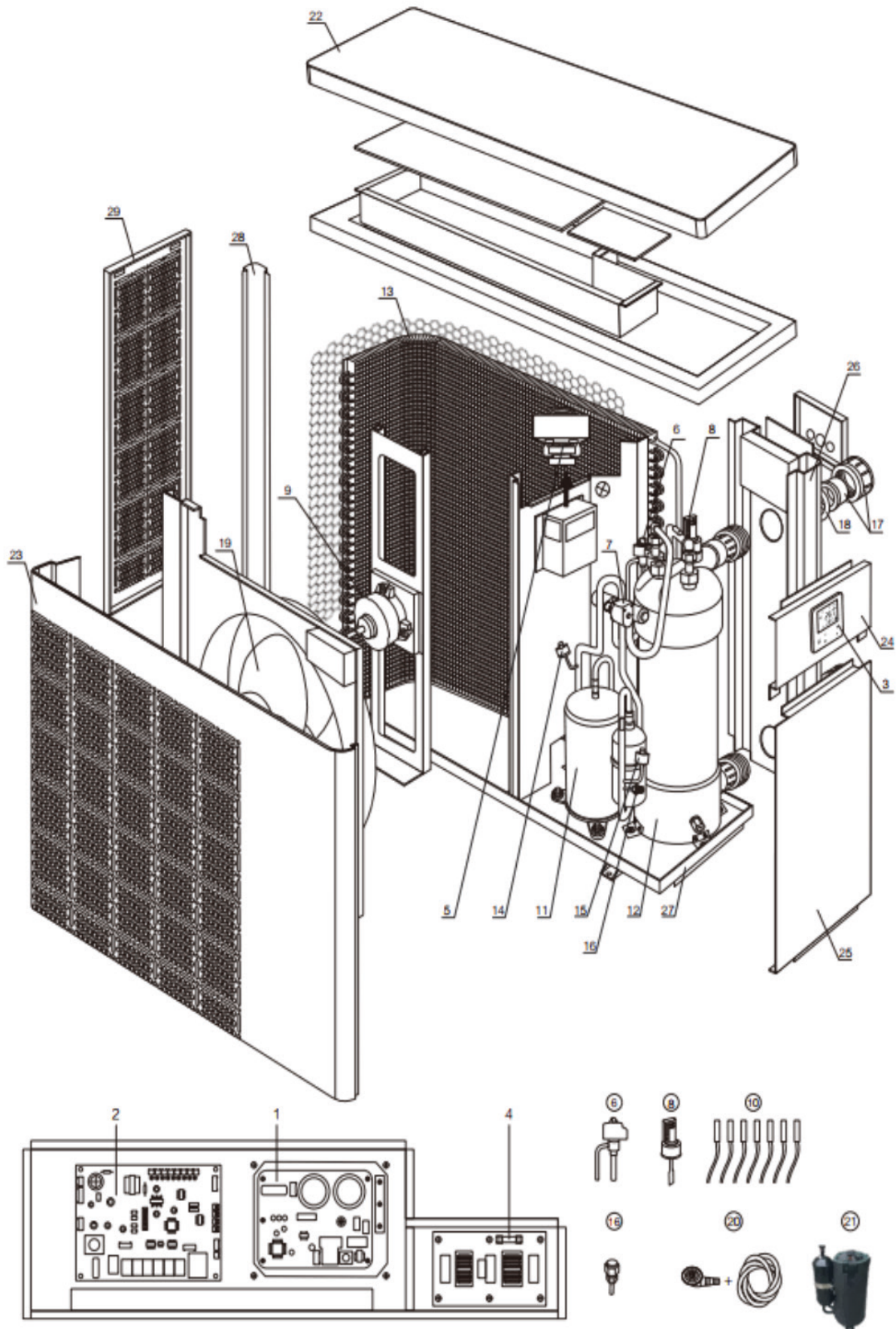
N°	GC CODE	REF	DESCRIPTION
1	3096010272	033091300000	Inverter board
2	3096010648	033090310200H28	PC Board (heat)
3	3096010477	034092180001	Touch controller with built-in wifi
4	3096010428	033092330000	Power filter plate
5	3096010350	041301080000	Reactor (big)
6	3096010431	006121000001	Electronic expansion valve
7	3096010433	006110080001	4-way valve
8	3096010036	040060600000	Water flow switch
9	3096010480	032051510000	Fan motor
10	3096010438	Z35043000200	Full set sensors
11	3096010439	031064020000	Compressor
12	3096010539	001031200002	Titanium heat exchanger
13	/	Z01011480000	Evaporator
14	3096010354	040050630000	High pressure protection switch
15	3096010355	04005013000	Low pressure protection switch
16	3096010056	006080500000	Low pressure valve
17	3096010037	003990020000	Water union
18	3096030031	004980050002	Water union gasket
19	3096010223	007010030000	Fan
20	3096010112	Z03991700000	Drainage kit
21	/	004041710000	Compressor insulation cap
22	3096010541	Z02020621515	Top cover
23	3096010546	Z020206202P1	Front panel
24	3096010551	Z02020623015	Right up panel
25	3096010555	Z020206218P1	Right down panel
26	3096010561	0020206253P1	Back panel
27	3096010567	002020625000	Bottom board
28	3096010572	0020206306P1	Pole
29	3096010576	Z020206222P1	Left mesh board
	3096010337	/	Carton Box Inverter+ IPHR33

IPHR45 MODEL (2021) INVERTER+ 17.5KW HEAT PUMP



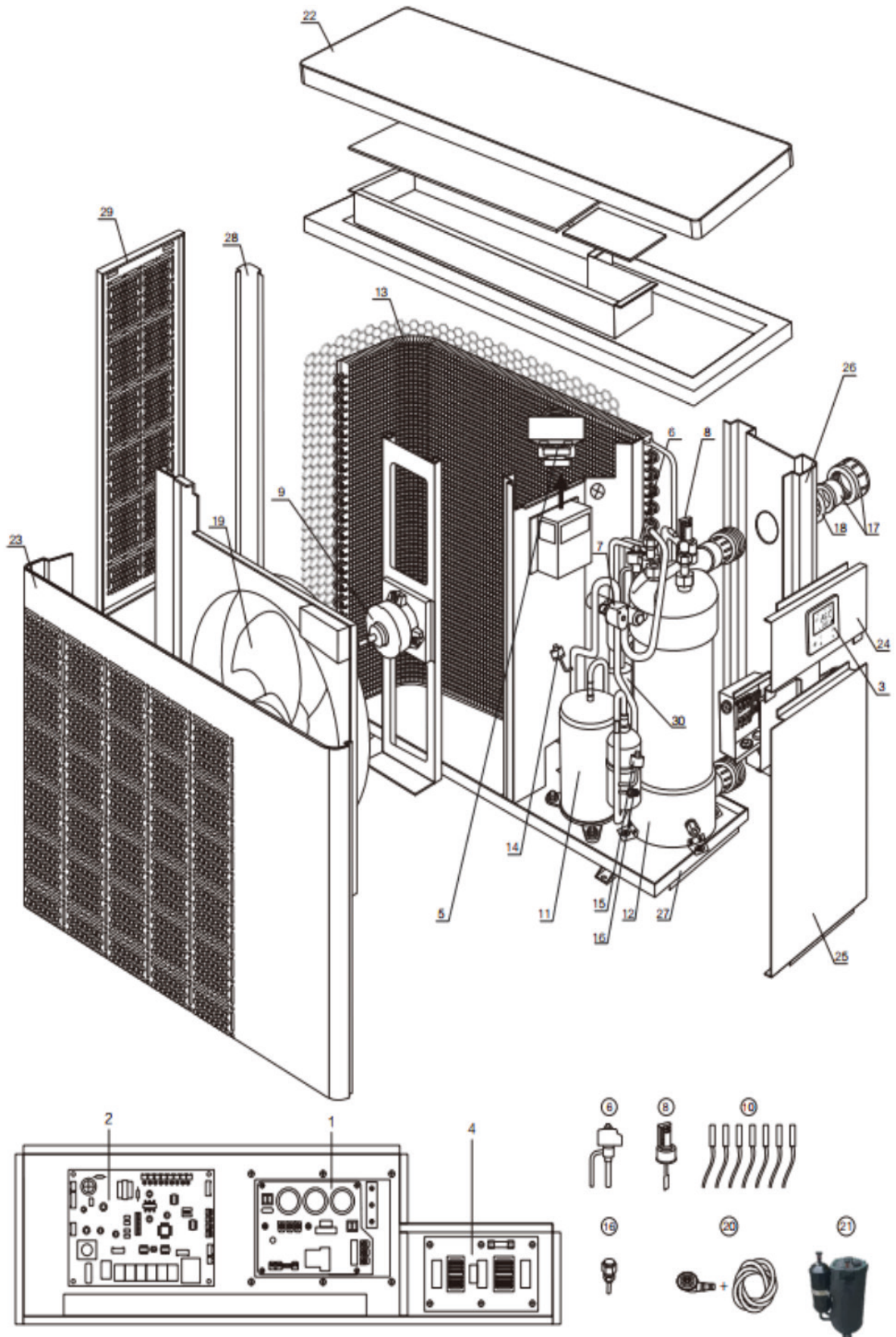
N°	GC CODE	REF	DESCRIPTION
1	3096010313	033091310000	Inverter board
2	3096010648	033090310200H43	PC Board (heat)
3	3096010477	034092180001	Touch controller with built-in wifi
4	3096010428	033092330000	Power filter plate
5	3096010351	041301100000	Reactor (big)
6	3096010431	006121000001	Electronic expansion valve
7	3096010434	006110210001	4-way valve
8	3096010036	040060600000	Water flow switch
9	3096010480	032051510000	Fan motor
10	3096010438	Z35043000200	Full set sensors
11	3096010440	031064060000	Compressor
12	3096010442	001031210002	Titanium heat exchanger
13	/	Z0101180000	Evaporator
14	3096010354	040050630000	High pressure protection switch
15	3096010355	04005013000	Low pressure protection switch
16	3096010056	006080500000	Low pressure valve
17	3096010037	003990020000	Water union
18	3096030031	004980050002	Water union gasket
19	3096010223	007010030000	Fan
20	3096010112	Z03991700000	Drainage kit
21	/	004041730000	Compressor insulation cap
22	3096010542	002020591115	Top cover
23	3096010547	0020206305P1	Front panel
24	3096010552	002020592515	Right up panel
25	3096010556	0020206308P1	Right down panel
26	3096010562	0020206328P1	Back panel
27	3096010568	002020635000	Bottom board
28	3096010572	0020206306P1	Pole
29	3096010577	0020206309P1	Left mesh board
	3096010338	/	Carton Box Inverter+ IPHR45

IPHR55 MODEL (2021) INVERTER+ 20.5KW HEAT PUMP



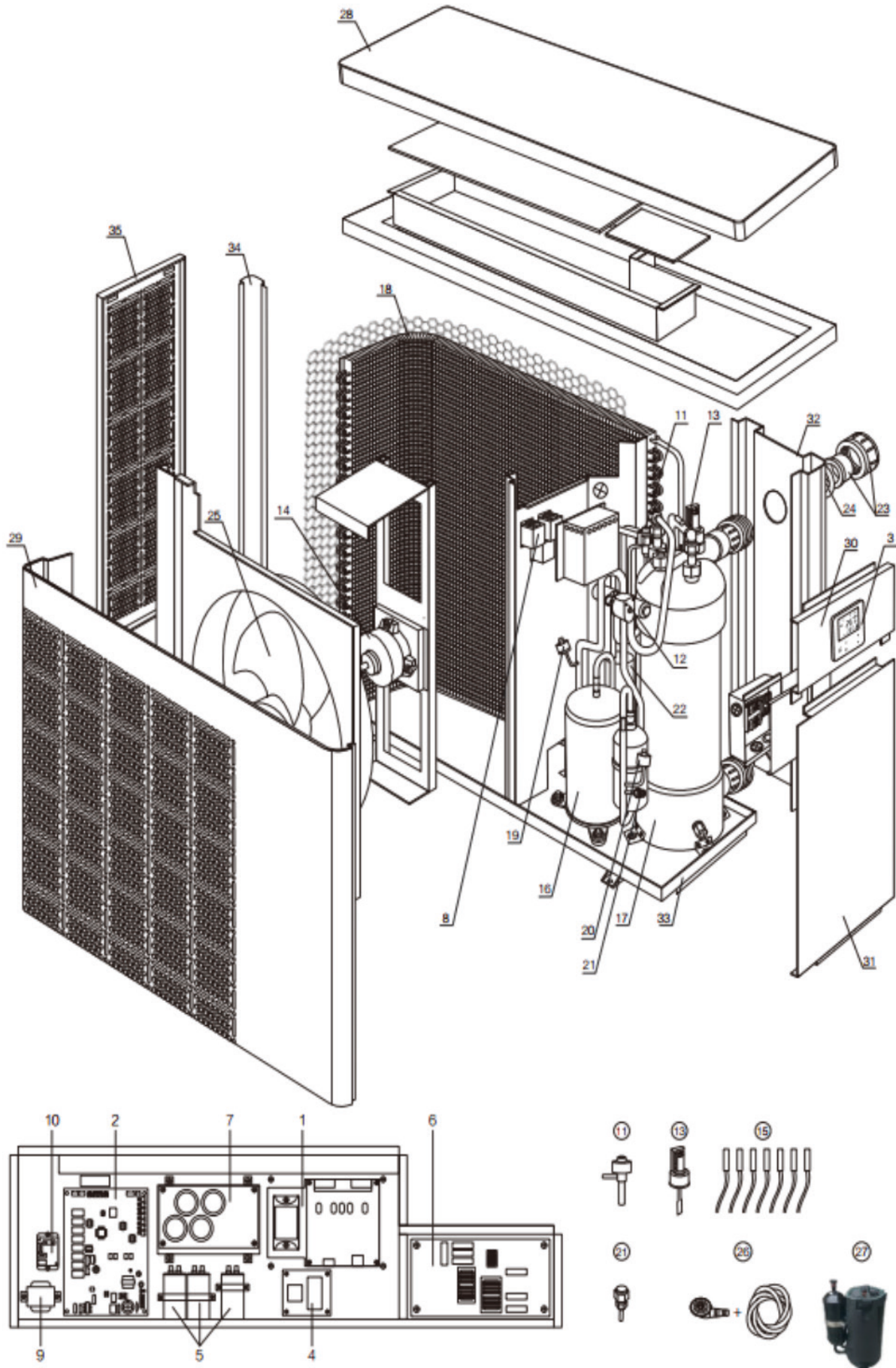
N°	GC CODE	REF	DESCRIPTION
1	3096010628	033091410100	Inverter board
2	3096010648	033090310200H51	PC Board (heat)
3	3096010477	034092180001	Touch controller with built-in wifi
4	3096010429	033092340000	Power filter plate
5	3096010351	041301100000	Reactor (big)
6	3096010432	006121010001	Electronic expansion valve
7	3096010434	006110210001	4-way valve
8	3096010036	040060600000	Water flow switch
9	3096010480	032051510000	Fan motor
10	3096010438	Z35043000200	Full set sensors
11	3096010440	031064060000	Compressor
12	3096010497	001031220002	Titanium heat exchanger
13	/	Z01010650000	Evaporator
14	3096010354	040050630000	High pressure protection switch
15	3096010355	04005013000	Low pressure protection switch
16	3096010056	006080500000	Low pressure valve
17	3096010037	003990020000	Water union
18	3096030031	004980050002	Water union gasket
19	3096010649	007010170000	Fan
20	3096010112	Z03991700000	Drainage kit
21	/	004041730000	Compressor insulation cap
22	3096010542	002020591115	Top cover
23	3096010548	0020205905P1	Front panel
24	3096010552	002020592515	Right up panel
25	3096010557	0020205913P1	Right down panel
26	3096010563	0020205935P1	Back panel
27	3096010569	002020595000	Bottom board
28	3096010573	0020205906P1	Pole
29	3096010578	0020205918P1	Left mesh board
	3096010339	/	Carton Box Inverter+ IPHR55

IPHR70 MODEL (2021) INVERTER+ 27.5KW HEAT PUMP



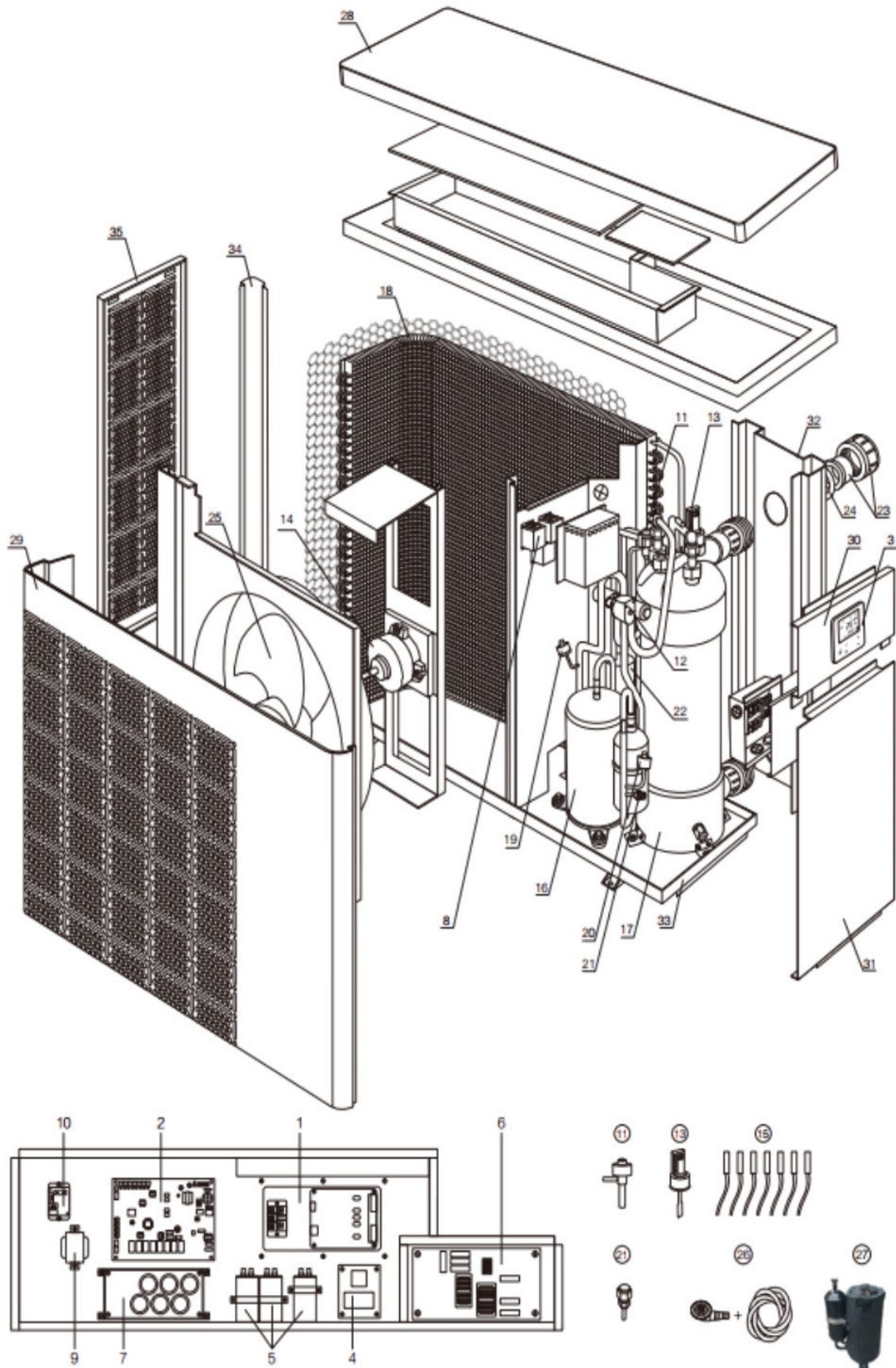
N°	GC CODE	REF	DESCRIPTION
1	3096010315	033091420100	Inverter board
2	3096010648	033090310200H68	PC Board (heat)
3	3096010477	034092180001	Touch controller with built-in wifi
4	3096010430	033092370000	Power filter plate
5	3096010528	041301110000	Reactor (big)
6	3096010353	006121100001	Electronic expansion valve
7	3096010435	006110160001	4-way valve
8	3096010036	040060600000	Water flow switch
9	3096010506	032051530000	Fan motor
10	3096010438	Z35043000200	Full set sensors
11	3096010441	031064040000	Compressor
12	3096010516	001031250002	Titanium heat exchanger
13	/	Z01011190000	Evaporator
14	3096010354	040050630000	High pressure protection switch
15	3096010355	04005013000	Low pressure protection switch
16	3096010056	006080500000	Low pressure valve
17	3096010037	003990020000	Water union
18	3096030031	004980050002	Water union gasket
19	3096010225	007010080000	Fan
20	3096010112	Z03991700000	Drainage kit
21	/	004041690000	Compressor insulation cap
22	3096010543	002020640915	Top cover
23	3096010549	0020206403P1	Front panel
24	3096010553	002020643915	Right up panel
25	3096010558	0020206412P1	Right down panel
26	3096010564	0020206455P1	Back panel
27	3096010570	002020646000	Bottom board
28	3096010574	0020206404P1	Pole
29	3096010579	0020206417P1	Left mesh board
30	/	006090040000	Liquid reservoir
	3096010340	/	Carton Box Inverter+ IPHR70(T)

IPHR70T MODEL (2021) INVERTER+ 27.3KW HEAT PUMP - 3PH



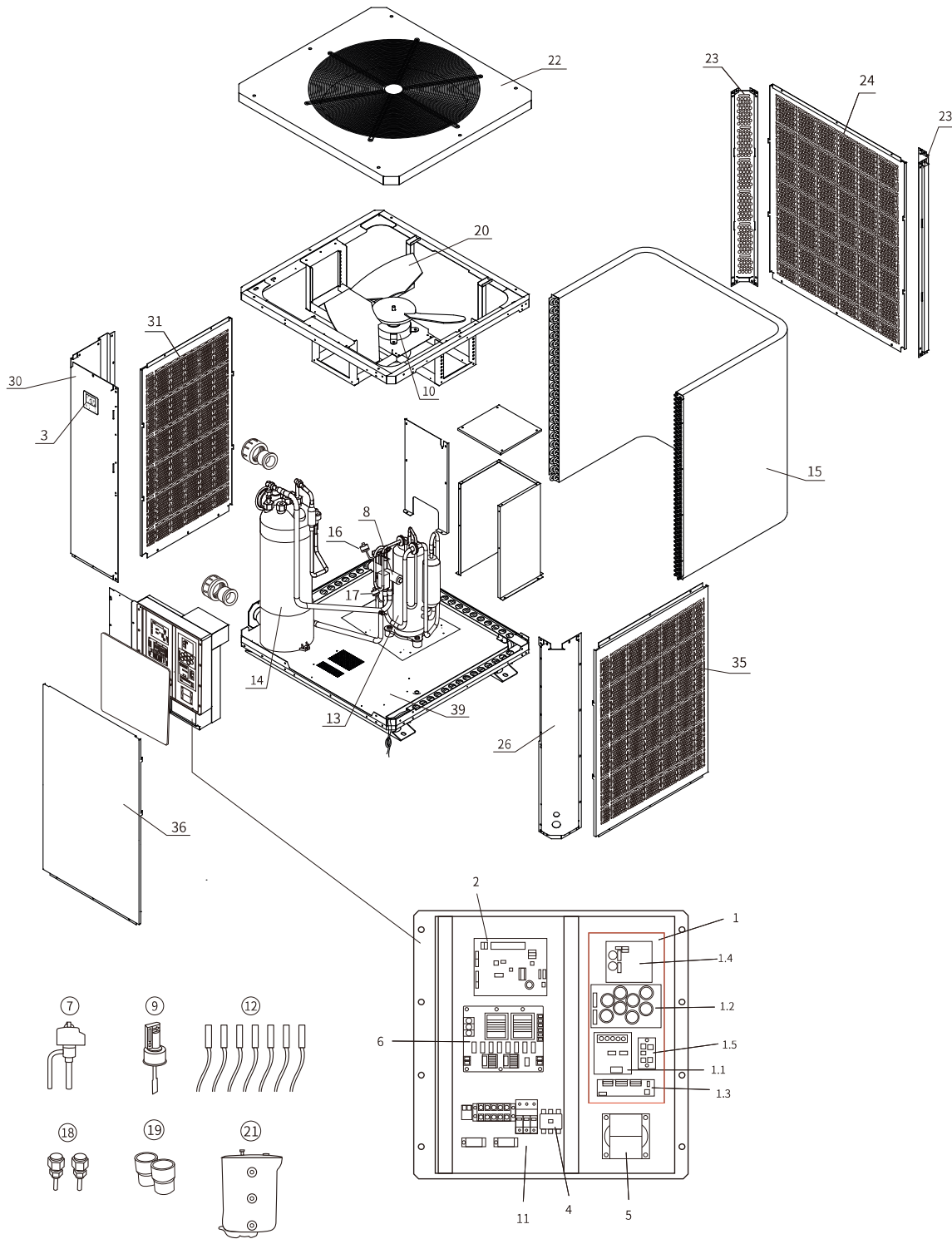
N°	GC CODE	REF	DESCRIPTION
1	3096010134	033093000000	Inverter board
2	3096010316	033090390002H68s	PC Board (heat)
3	3096010477	034092180001	Touch controller with built-in wifi
4	3096010534	033990130000	Contactator (3 phase relay)
5	3096010651	041020250000	Capacitor 25 µF (3 phase)
6	3096010527	033090650000	Power filter plate
7	3096010194	033091510000	Capacitor plate (3 phase)
8	3096010528	041301050000	Reactor (big)
9	3096010352	041301070000	Reactor (small)
10	3096010529	040020020000	Water pump contactor (3 phase)
11	3096010353	006121100001	Electronic expansion valve
12	3096010435	006110160001	4-way valve
13	3096010036	040060600000	Water flow switch
14	3096010506	032051530000	Fan motor
15	3096010438	Z35043000200	Full set sensors
16	3096010441	031064040000	Compressor
17	3096010516	001031250002	Titanium heat exchanger
18	/	Z01011190000	Evaporator
19	3096010354	040050630000	High pressure protection switch
20	3096010355	040050130000	Low pressure protection switch
21	3096010056	006080500000	Low pressure valve
22	/	006090040000	Liquid reservoir
23	3096010037	003990020000	Water union
24	3096030031	004980050002	Water union gasket
25	3096010225	007010080000	Fan
26	3096010112	Z03991700000	Drainage kit
27	/	004041690000	Compressor insulation cap
28	3096010543	002020640915	Top cover
29	3096010549	0020206403P1	Front panel
30	3096010553	002020643915	Right up panel
31	3096010558	0020206412P1	Right down panel
32	3096010564	0020206455P1	Back panel
33	3096010570	002020646000	Bottom board
34	3096010574	0020206404P1	Pole
35	3096010579	0020206417P1	Left mesh board
	3096010340	/	Carton Box Inverter+ IPHR70(T)

IPHR100T MODEL (2021) INVERTER+ 35.8KW HEAT PUMP - 3PH



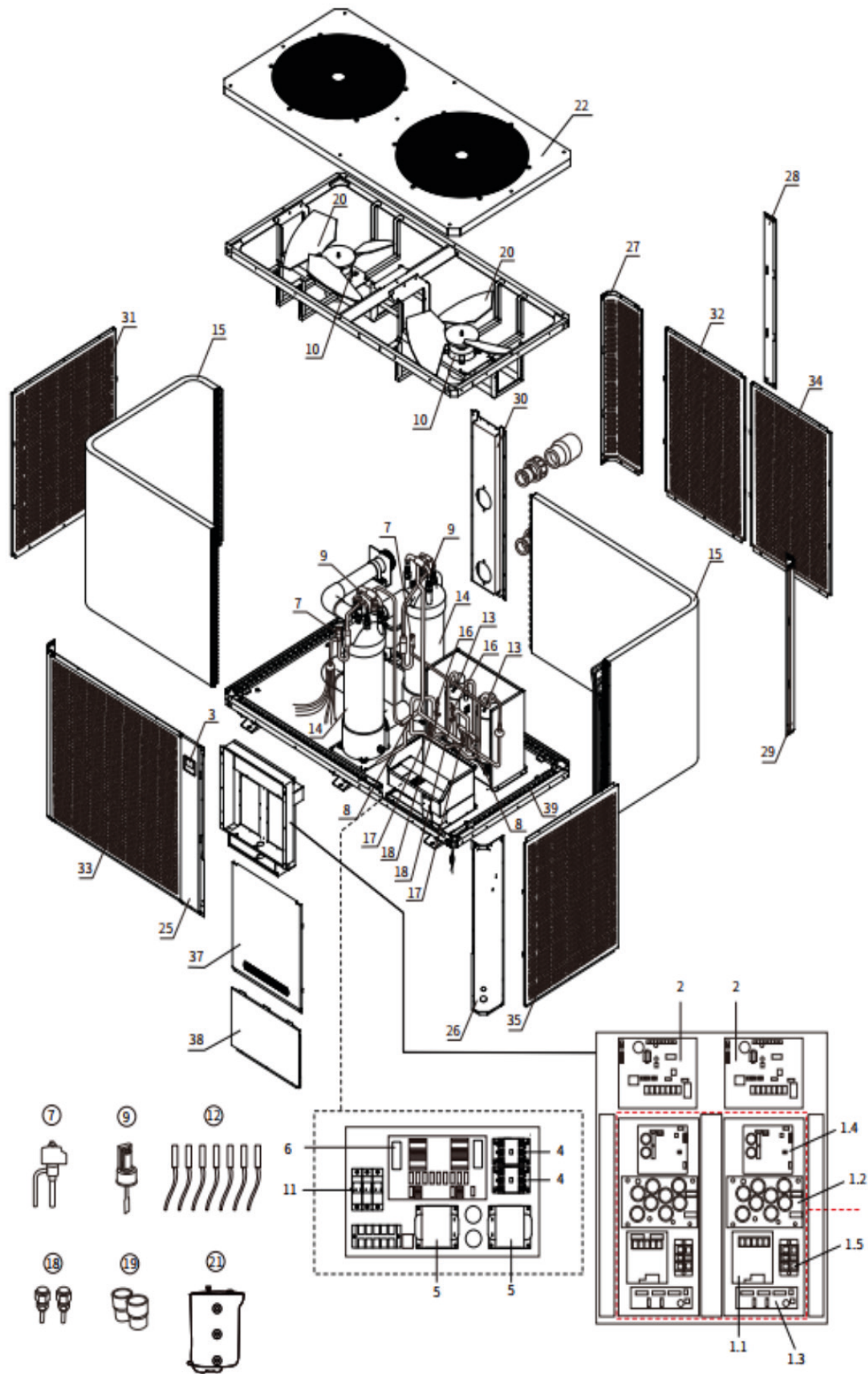
N°	GC CODE	REF	DESCRIPTION
1	3096010256	033093010000	Inverter board
2	3096010316	033090390002H78s	PC Board (heat)
3	3096010477	034092180001	Touch controller with built-in wifi
4	3096010534	033990130000	Contactator (3 phase relay)
5	3096010023	041020350000	Capacitor 35 µF (3 phase)
6	3096010527	033090650000	Power filter plate
7	3096010254	033091500000	Capacitor plate (3 phase)
8	3096010532	041301060000	Reactor (big)
9	3096010352	041301070000	Reactor (small)
10	3096010529	040020020000	Water pump contactor (3 phase)
11	3096010353	006121100001	Electronic expansion valve
12	3096010435	006110160001	4-way valve
13	3096010036	040060600000	Water flow switch
14	3096010506	032051530000	Fan motor
15	3096010438	Z35043000200	Full set sensors
16	3096010515	031064030000	Compressor
17	3096010207	001030680002	Titanium heat exchanger
18	/	Z01011140000	Evaporator
19	3096010354	040050630000	High pressure protection switch
20	3096010355	040050130000	Low pressure protection switch
21	3096010056	006080500000	Low pressure valve
22	/	006090040000	Liquid reservoir
23	3096010037	003990020000	Water union
24	3096030031	004980050002	Water union gasket
25	3096010225	007010080000	Fan
26	3096010112	Z03991700000	Drainage kit
27	/	004041700000	Compressor insulation cap
28	3096010544	002020650915	Top cover
29	3096010550	0020206505P1	Front panel
30	3096010554	002020653715	Right up panel
31	3096010559	0020206512P1	Right down panel
32	3096010565	0020206538P1	Back panel
33	3096010571	002020655000	Bottom board
34	3096010575	0020206506P1	Pole
35	3096010580	0020206520P1	Left mesh board
	3096010341	/	Carton Box Inverter+ IPHR100T

IPH150T MODEL (2021) INVERTER+ 60KW HEAT PUMP - 3PH



N°	GC CODE	REF	DESCRIPTION
1	3096010678	033093020000 (N)	Inverter board
	3096010679	033093040100	Compressor board
	3096010680	033093040200	Capacitor plate
	3096010681	033093040300	Current detector
	3096010682	033093040400	Fan motor board
	3096010683	033093040500	3-phase rectifier bridge
2	3096010684	033090460000H40	PC Board (heat)
3	/	/	Fan motor current detector
4	3096010389	033090640000	Power filter plate
5	/	/	Fan motor driver module
6	3096010388	041301120000	Reactor
7	3096010529	040020020000	Water pump relay
8	/	039014000000	5, 6 terminal
9	/	040071010000	Fuse holder
	/	/	Fuse
10	3096010118	040010030000	Contactactor - HLC-3XU04CG
11	3096010387	040010220000	Contactactor - GC7-12
12	3096010685	034092180001	Touch controller Wifi Built-in
13	3096010404	007010150000	Fan
14	3096010686	032051610000	Fan motor
15	/	001011450000	Evaporator
16	/	042050090000	Electrical heating element
17	3096010036	040060610000	Water flow switch
18	3096010688	001031190036	Titanium heat exchanger
19	3096010391	006120140000	Electronic expansion valve
20	3096010397	031062980000	Compressor
21	3096010392	006110200000	4-way valve
22	3096010400	040050650000	High pressure protection switch
	3096010401	040050150000	Low pressure protection switch
23	3096010056	006080500000	High & low pressure valve
24	3096010687	Z35043000500	Full set of sensors
25	/	004041640000	Compressor insulation cap
26	3096010402	003990150000	Water union
CABINET			
	3096010690	002021610915	Top Cover
	3096010409	0020216112P1	Rear pole
	3096010416	0020216115P1	Rear panel
	3096010407	0020216111P1	Front right pole
	3096010414	0020216110P1	Back panel
	3096010418	0020216116P1	Left panel
	3096010420	0020216117P1	Right panel
	3096010692	0020216172P1	Front right panel
	/	002021610100	Bottom board
	3096010695	037993730000	Signal cable

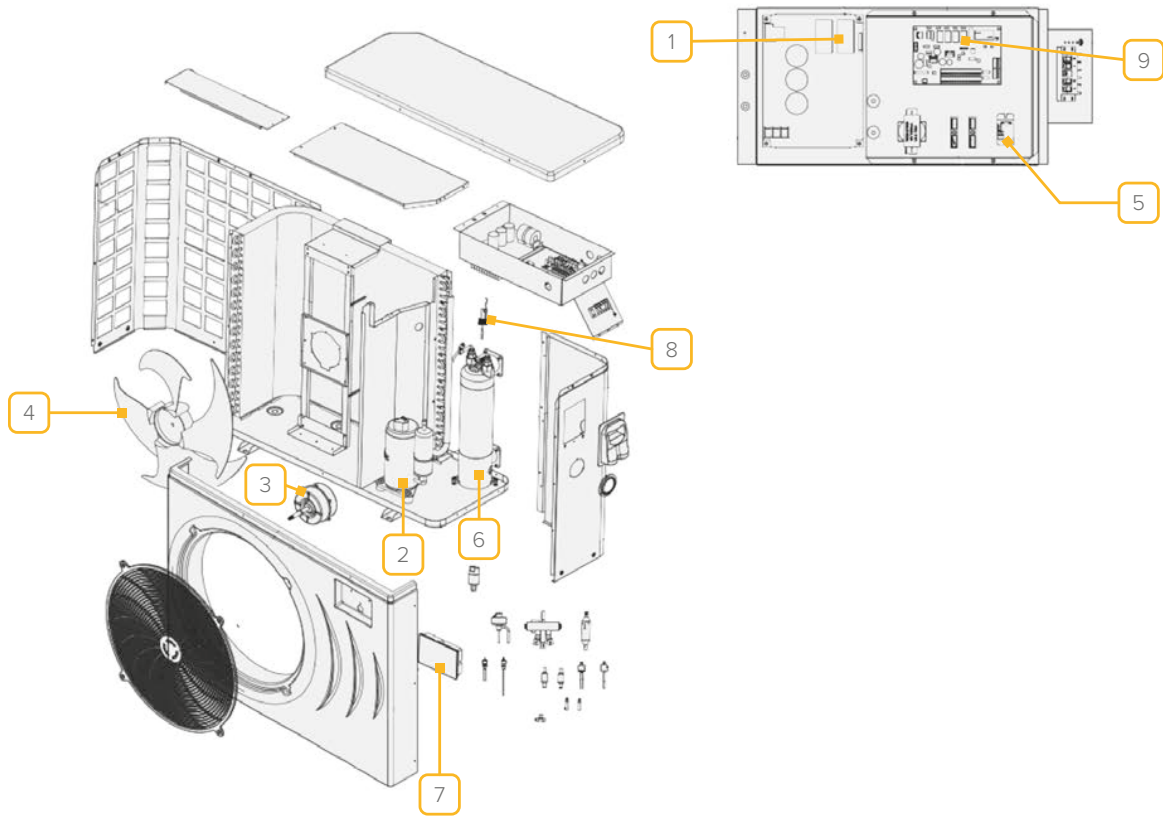
IPH300T MODEL (2021) INVERTER+ 110KW HEAT PUMP - 3PH



N°	GC CODE	REF	DESCRIPTION
1	3096010678	033093020000 (N)	Inverter board
2	3096010684	033090460000H80	PC Board (heat)
3	/	/	Fan motor current detector
4	3096010389	033090640000	Power filter plate
5	3096010647	033990090000	Fan motor driver module
6	3096010388	041301120000	Reactor
7	3096010529	040020020000	Water pump relay
8	/	039014000000	5, 6 terminal
9	/	040071010000	Fuse holder
	/		Fuse
10	3096010118	040010030000	Contactator - HLC-3XU04CG
11	3096010387	040010220000	Contactator - GC7-12
12	3096010685	034092180001	Touch controller Wifi Built-in
13	3096010404	007010150000	Fan
14	3096010686	032051610000	Fan motor
15	/	Z01011420000	Evaporator left
	/	Z01011430000	Evaporator right
16	/	042050090000	Electrical heating element
17	3096010036	040060610000	Water flow switch
18	3096010689	001031170028	Titanium heat exchanger
19	3096010391	006120140000	Electronic expansion valve
20	3096010397	031062980000	Compressor
21	3096010392	006110200000	4-way valve
22	3096010400	040050650000	High pressure protection switch
	3096010401	040050150000	Low pressure protection switch
23	3096010056	006080500000	High & low pressure valve
24	3096010396	Z35043000000	Full set of sensors
25	/	004041640000	Compressor insulation cap
26	3096010402	003990180000	Water union
	/		Carton Box Inverter+ IPH300T

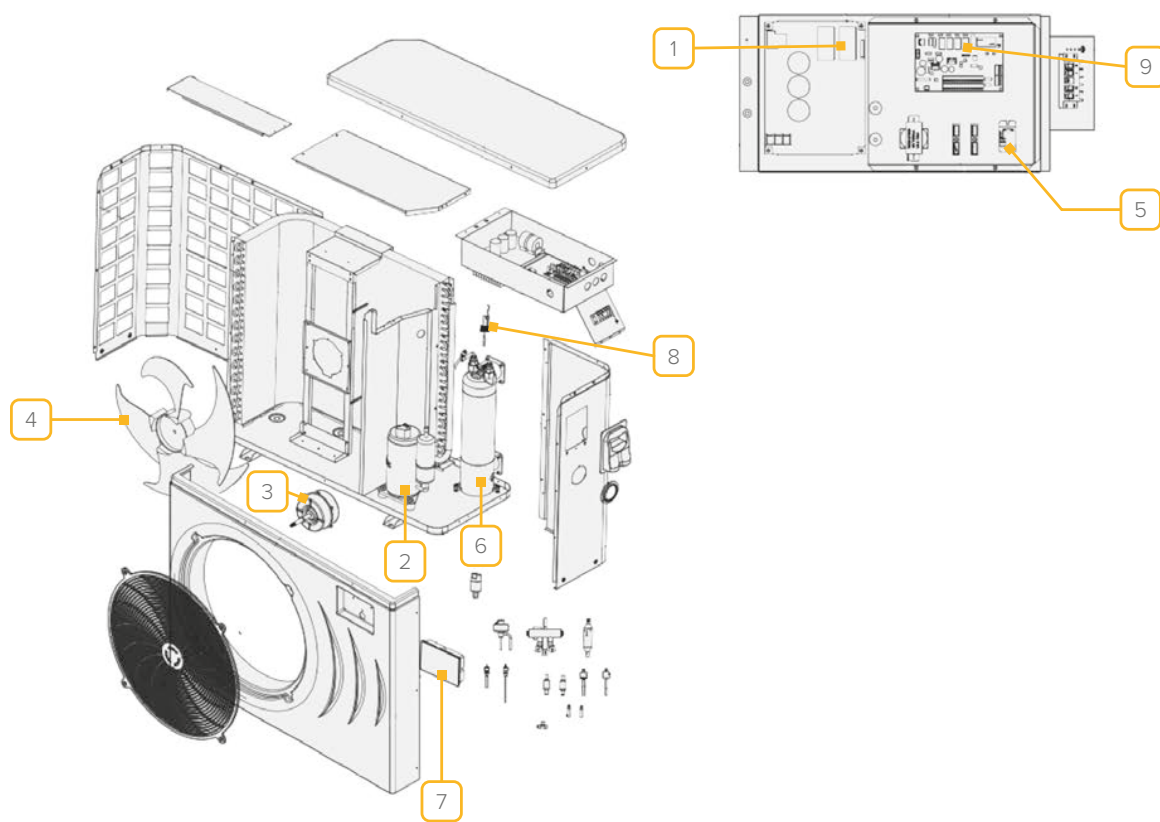
CABINET

3096010691	002021600215	Top Cover
3096010405	002021600803	Front middle pole
3096010408	0020216009C1	Front right pole
3096010410	0020216010C1	Rear left pole
3096010411	0020216011C1	Rear middle pole
3096010412	0020216007C1	Rear right pole
3096010413	0020216012C1	Back panel
3096010415	0020216024C1	Left panel
3096010417	0020216025C1	Rear left panel
3096010419	0020216026C1	Front left panel
3096010421	0020216027C1	Rear right panel
3096010422	0020216028C1	Right panel
3096010694	0020216022P1	Front right panel
3096010693	0020216023P1	Front right up panel
/	002021600100	Bottom board
3096010696	037994420000	Signal cable



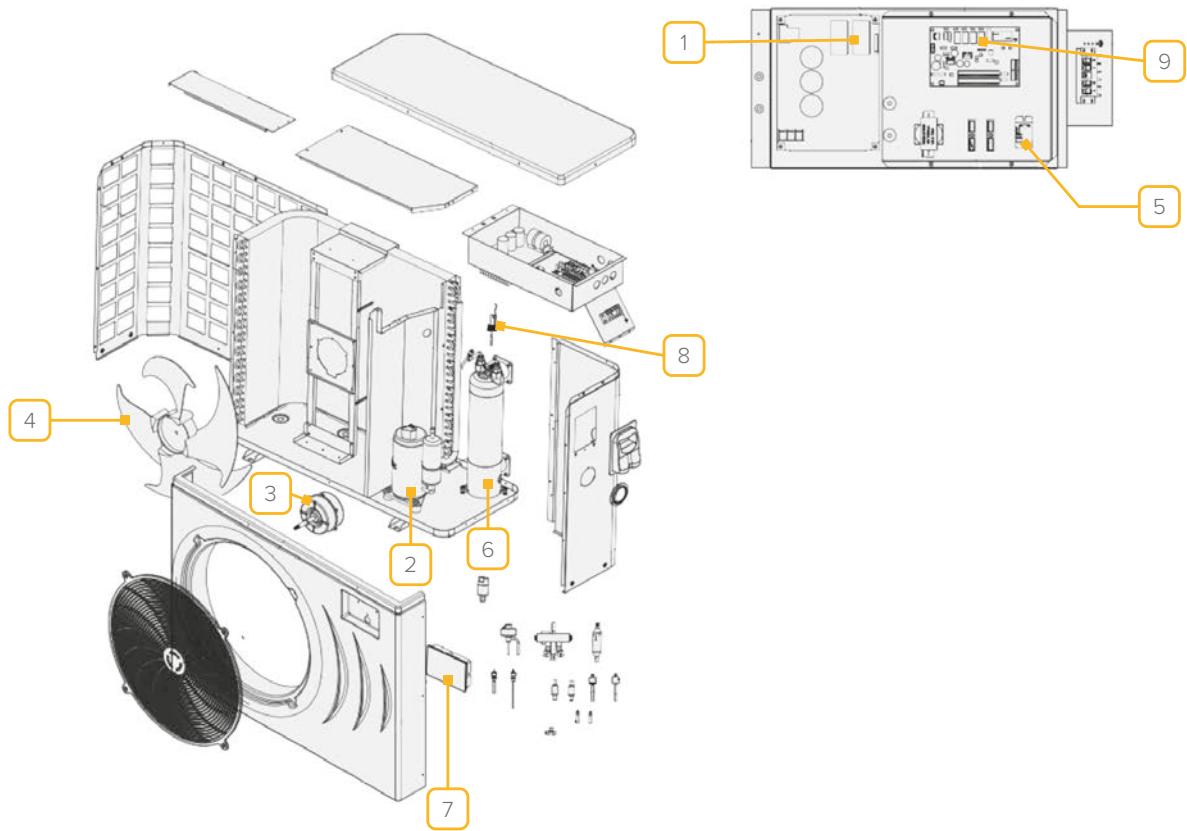
N°	GC CODE	REF	DESCRIPTION
1	6770396046		Inverter (R32)
1	6770396054		Inverter (R410A)
2	6770396077		Compressor (R32)
2	6770396080		Compressor (R410A)
3	6770396190		Fan motor (R410A)
3	6770396191		Fan motor (R32)
4	6770396205		Fan blade (R32)
4	6770396213		Fan blade (R410A)
5	6770396264		Relay (R410A)
5	6770396265		Relay (R32)
6	6770396345		Heat exchanger (R410A)
6	6770396346		Heat exchanger (R32)
7	6770396360		Display panel
8	6770396725		Flow switch
9	6770396480		Main control board
N/A	6770396725		Temperature sensor
N/A	6770396730		Temperature sensor for compressor exhaust
N/A	6770396860		Pressure gauge (R32)
N/A	6770396865		Power supply (R32)
N/A	6770396921		3-way valve (R32)
N/A	6770396970		Expansion valve (R32)
N/A	6770999563		Condensation drain and grommets

DURA PRO-17



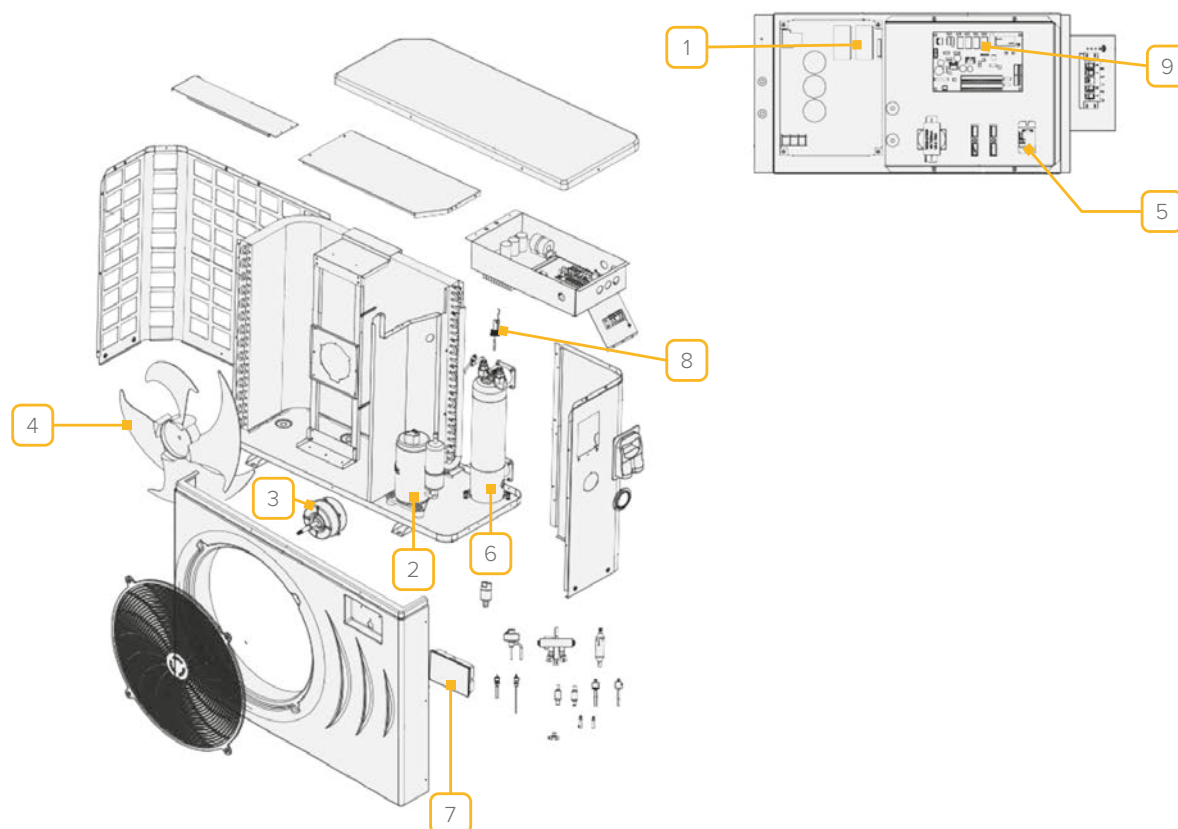
N°	GC CODE	REF	DESCRIPTION
1	6770396049		Inverter (R32)
1	6770396054		Inverter (R410A)
2	6770396078		Compressor (R32)
2	6770396083		Compressor (R410A)
3	6770396190		Fan motor (R410A)
3	6770396192		Fan motor (R32)
4	6770396207		Fan blade (R32)
4	6770396213		Fan blade (R410A)
5	6770396264		Relay (R410A)
5	6770396265		Relay (R32)
6	6770396348		Heat exchanger (R410A)
6	6770396349		Heat exchanger (R32)
7	6770396360		Display panel
8	6770396725		Flow switch
9	6770396484		Main control board (R410A)
9	6770396499		Main control board (R32)
N/A	6770396376		Fan board (R32)
N/A	6770396725		Temperature sensor
N/A	6770396860		Pressure gauge (R32)
N/A	6770396865		Power supply (R32)
N/A	6770396921		3-way valve (R32)
N/A	6770396973		Expansion valve (R32)
N/A	6770999563		Condensation drain and grommets

DURA PRO-21



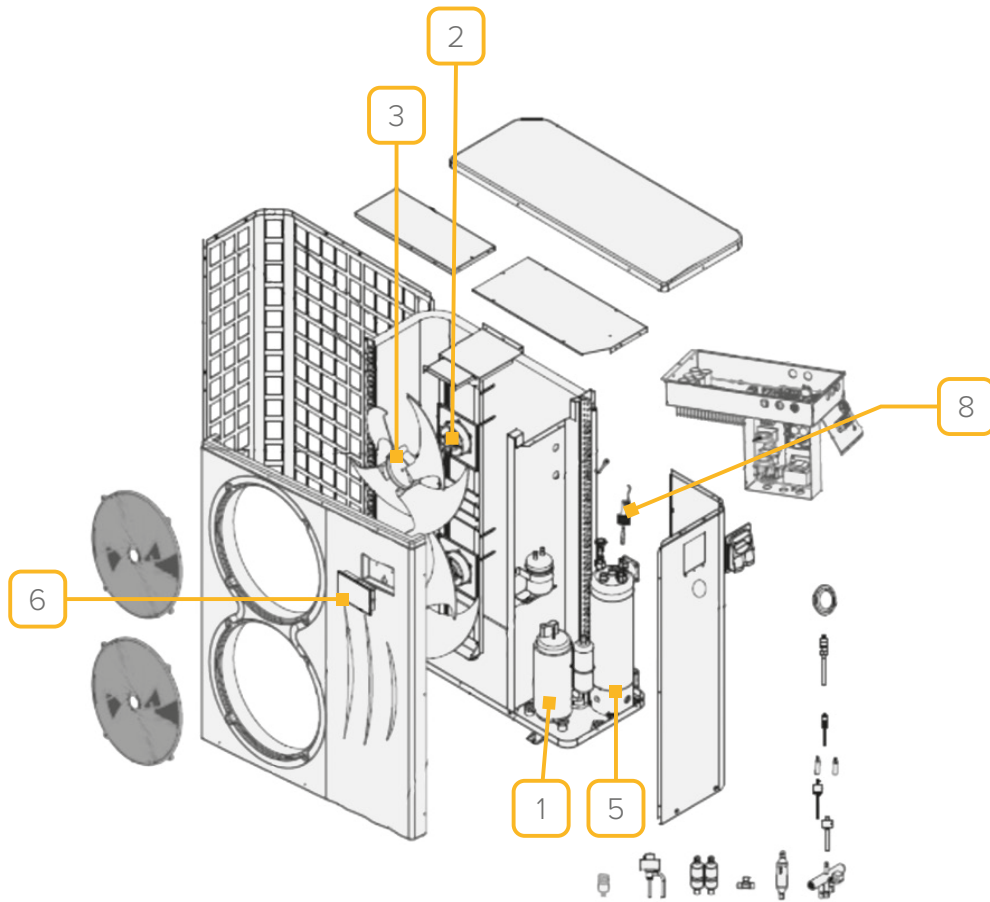
N°	GC CODE	REF	DESCRIPTION
1	6770396049		Inverter (R32)
1	6770396056		Inverter (R410A)
2	6770396078		Compressor (R32)
2	6770396086		Compressor (R410A)
3	6770396190		Fan motor (R410A)
3	6770396192		Fan motor (R32)
4	6770396207		Fan blade (R32)
4	6770396213		Fan blade (R410A)
5	6770396264		Relay (R410A)
5	6770396265		Relay (R32)
6	6770396351		Heat exchanger (R410A)
6	6770396362		Heat exchanger (R32)
7	6770396360		Display panel
8	6770396725		Flow switch
9	6770396488		Main control board
N/A	6770396725		Temperature sensor
N/A	6770396860		Pressure gauge (R32)
N/A	6770396865		Power supply (R32)
N/A	6770396921		3-way valve (R32)
N/A	6770396973		Expansion valve (R32)
N/A	6770999563		Condensation drain and grommets

DURA PRO-25



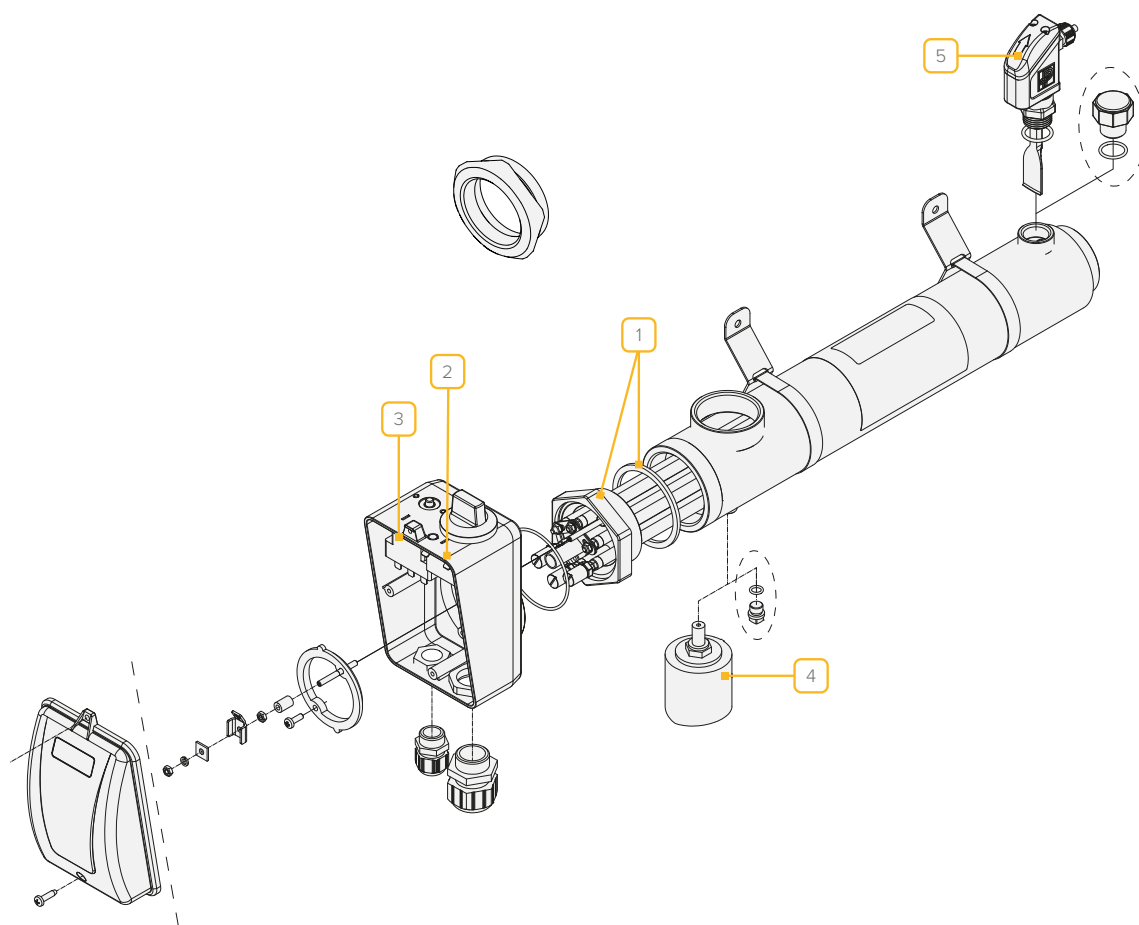
N°	GC CODE	REF	DESCRIPTION
1	6770396050		Inverter (R32)
1	6770396056		Inverter (R410A)
2	6770396079		Compressor (R32)
2	6770396089		Compressor (R410A)
3	6770396190		Fan motor (R410A)
3	6770396192		Fan motor (R32)
4	6770396209		Fan blade (R32)
4	6770396213		Fan blade (R410A)
5	6770396264		Relay (R410A)
5	6770396265		Relay (R32)
6	6770396354		Heat exchanger (R410A)
6	6770396355		Heat exchanger (R32)
7	6770396360		Display panel
8	6770396725		Flow switch
9	6770396492		Main control board
N/A	6770396268		Filter board
N/A	6770396725		Temperature sensor
N/A	6770396730		Temperature sensor for compressor exhaust
N/A	6770396863		Pressure gauge (R32)
N/A	6770396923		Needle valve (R32)
N/A	6770396926		3-way valve (R32)
N/A	6770397380		Frequency converter (R32)
N/A	6770999563		Condensation drain and grommets

DURA PRO-28T



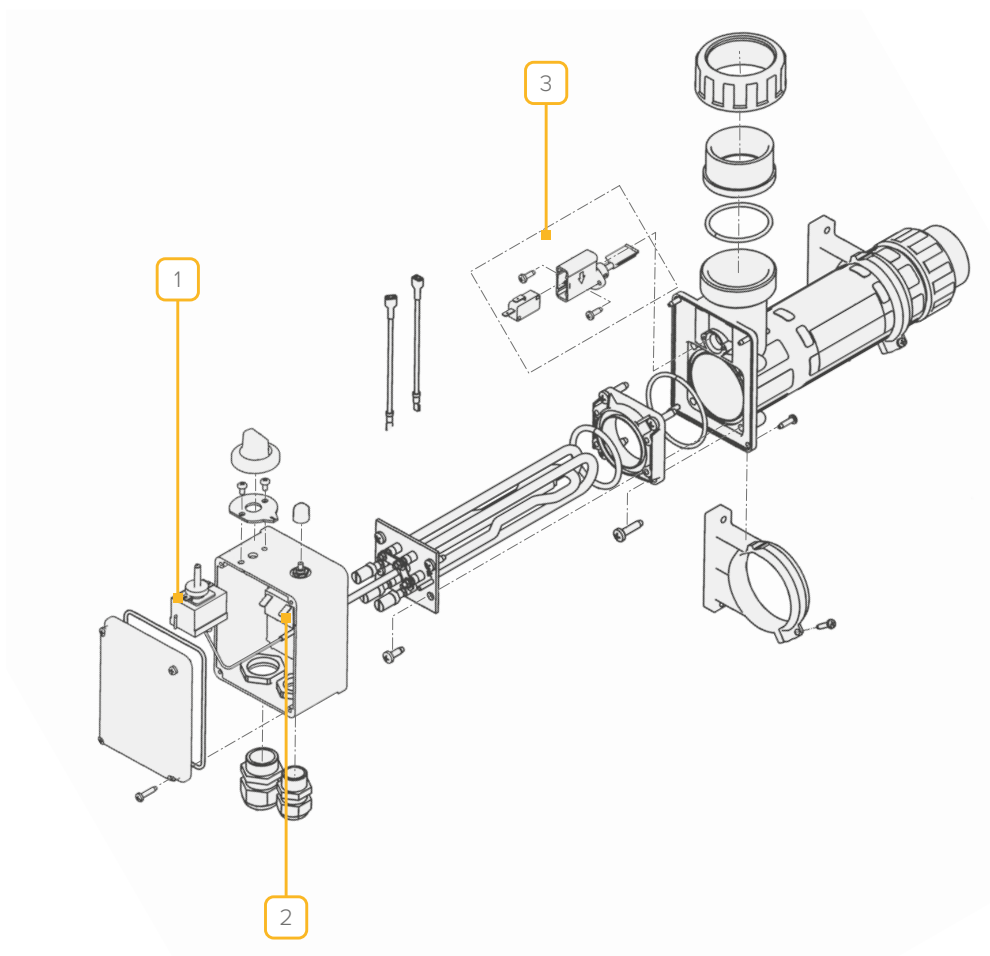
N°	GC CODE	REF	DESCRIPTION
1	6770396079		Compressor (R32)
1	6770396092		Compressor (R410A)
2	6770396190		Fan motor (R410A)
2	6770396192		Fan motor (R32)
3	6770396209		Fan blade (R32)
3	6770396213		Fan blade (R410A)
4	6770396242		Relay (R410A)
4	6770396265		Relay (R32)
5	6770396357		Heat exchanger (R410A)
5	6770396358		Heat exchanger (R32)
6	6770396360		Display panel
7	6770397373		Fan driver PCB - 3ph
8	6770396725		Flow switch
9	6770396496		Main control board (R410A)
9	6770396499		Main control board (R32)
11	6770396052		Inverter (R32)
11	6770397059		Inverter - 3ph
12	6770397470		Filter PCB - 3ph
N/A	6700396010		Blanking grommet - 20mm
N/A	6770396376		Fan Board (R32)
N/A	6770396563		Condensate drain
N/A	6770396863		Pressure gauge (R32)
N/A	6770396923		Needle valve (R32)
N/A	6770397270		Filter board (R32)
N/A	6770397280		3-phase surge protector (R32)
N/A	6770397380		Frequency controller (R32)

PAHLEN COMPACT HEATER



N°	GC CODE	REF	DESCRIPTION
1	6765441503		Element - 3 kW
1	6765441506		Element - 6 kW (thread: $\varnothing = 59$ mm, length = 225 mm)
1	6765441510		Element - 9 kW (thread: $\varnothing = 59$ mm, length = 332 mm)
1	6765441513		Element - 12 kW
1	6765441515		Element - 15 kW
1	6765441516		Element - 18 kW
2	6765441525		Thermostat - 0-45 °C with gaskets, screws & knob
3	6765441528		Hi limit control with nut & hub
4	6765441532		Pressure switch
5	6765441560		Short paddle flow switch

PAHLEN THERMOPLASTIC HEATER



N°	GC CODE	REF	DESCRIPTION
1	6765441525		Thermostat - 0-45 °C with gaskets, screws & knob
2	6765441528		Hi limit control with nut & hub
3	6765441560		Short paddle flow switch

BOWMAN HEAT EXCHANGER

5113

N°	GC CODE	REF	DESCRIPTION
N/A	6714446113		End connection kit
N/A	6714446103		Tubestack O-ring

5114

N°	GC CODE	REF	DESCRIPTION
N/A	6714446114		End connection kit
N/A	6714446104		Tubestack O-ring



09

COVERS

AQUADECK

N°	GC CODE	REF	DESCRIPTION
	3009050006	3009050006	In-pool tubular motor - 4.5m - compl.mech.
	3009050009	3009050009	In-pool tubular motor - 6m - compl.mech.
	3009050013	3009050013	In-pool extern. motor - 3.5m - compl.mech.
	3009050055	3009050055	Complete set suspension plates 500 mm
	3009050076	3009050076	Cast-in wall duct set
	3009050077	3009050077	Pre-assembled wall duct set
	3009050083	3009050083	Complete set cable duct
	3009050084	3009050084	Complete set pre-assembled wall duct
	3009050085	3009050085	Complete set wall duct 320 mm
	3009050086	3009050086	Complete set cast-in wall duct
	3009050099	3009050099	Fixation set (left+right) for inserted beam
	3009050101	3009050101	Orientation set slats underwater mount
	3009050102	3009050102	Orientation set slats abovewater mount
	3009050114	3009050114	Aquadeck pre-assembled cast-in finishing set inc. bearing shaft
	3009050116	3009050116	Complete set wall duct SS swimming pool
	3009050158	3009050158	Drill 11mm.
	3009050159	3009050159	Brochure Aquadeck english. [net].
	3009050171	3009050171	Aquadeck polycarbonate end caps - white 540 mm
	3009050176	3009050176	Inpool tubular motor 6.5m compl. mech. 250Nm
	3009050182	3009050182	Complete set PE/PP pool 100 mm
	3009050184	3009050184	Aquadeck installation set for polyester pools
	3009050358	3009050358	Brochure collection box
	3009050382	3009050382	PC solar slats 6000 mm
	3009050405	3009050405	PC platinum slats 6500 mm
	3009050423	3009050423	PC transparent slats 4500 mm
	3009050444	3009050444	PVC white slats 4000 mm
	3009050514	3009050514	Wall plate PVC white max 1400mm 6000 mm
	3009050631	3009050631	Complete set wall plate 1400 basic
	3009050638	3009050638	Complete set inserted beam basic
	3009100051	3009100051	Aquadeck PVC-Z profile for wall plate
	3009100226	3009100226	Aquadeck self-adhesive gasket 139x3 tubular motor
	3009100245	3009100245	Aquadeck gasket corner hood lounge with adhesive edge
	3009100257	3009100257	Aquadeck gasket front plate 130 bracket
	3009100338	3009100338	Aquadeck silicone tube for endcap fixing
	3009100372	3009100372	Aquadeck direction guide bracket, in-pool
	3009100384	3009100384	Aquadeck direction guide bracket, above-pool
	3009100509	3009100509	Aquadeck tubing for use with shark fins - per metre
	3009100914	3009100914	Aquadeck straps black 2500 mm (set)
	3009100964	3009100964	Aquadeck endcaps for PC slats, left - transparent
	3009100965	3009100965	Aquadeck endcaps for PC slats, right - transparent
	3009100970	3009100970	Aquadeck endcaps for PVC slats, left - grey
	3009100971	3009100971	Aquadeck endcaps for PVC slats, right - grey
	3009100972	3009100972	Aquadeck endcaps for PVC slats, left - white
	3009100973	3009100973	Aquadeck endcaps for PVC slats, right - white
	3009100974	3009100974	Aquadeck shark fin PC left - transparent
	3009100975	3009100975	Aquadeck shark fin PC right - transparent
	3009100982	3009100982	Aquadeck shark fin PVC, left - white
	3009100983	3009100983	Aquadeck shark fin PVC, right - white
	7302721130	3009100811	Aquadeck pendel overflow kit stainless steel 316 (8 x pendel, 2 x stopper)
	7302721160	3009100913	Aquadeck set of 8 straps 1500 mm, black

AQUADECK

N°	GC CODE	REF	DESCRIPTION
	7302721170	3009050567	Aquadeck set of 8 straps 3000 mm, black
	7302721220	3009100454	Aquadeck Aquamat 250 external motor 24VDC
	7302721225	3009100455	Aquadeck Aqua-Junior 120 external motor 24VDC
	7302721240	3009050221	Aquadeck mounting bracket set for Aqua-Junior & Aquamat
	7302721270	3009100469 (WAS 3009050073)	Aquadeck Aqua ECB control box
	7302721280	3009050070	Aquadeck Aqua PVC tubular motor 250Nm 24VDC
	7302721281	3009050091	Aquadeck Aqua PVC tube motor extra 15m of cable surcharge
	7302721282	3009050292	Aquadeck Aqua PVC tube motor extra 20m of cable surcharge
	7302721284	3009050074	Aquadeck Aqua tubular motor 500Nm 24VDC
	7302721285	3009050054	Aquadeck underground cable junction box kit
	7302721290	3009050047	Aquadeck ss chain transmission in motor pit kit
	7302721295	3009050089	Aquadeck conversion kit - external motor to tubular motor
	7302721400	3009050040	Aquadeck terrace pot
	3009050243	3009050243	Aquadeck spare key for key switch
		3009100323	Roller to click in
		22499000146	Gland nut for tubular motor

SLIDELOCK & REEL EASY ROLLERS



N°	GC CODE	REF	DESCRIPTION
1	7380715020		Steering wheel complete
2	7380715032		Steering wheel crank handle
N/A	7380715044		Dome nut (2 required) (while stocks last)
3	7380715051		Steering wheel round cap & label
4	7380715057		Wheel to boss bolt assembly
N/A	7380715080		Slidlock boss
5	7380715144		Slidlock self tapping screw – no. 10 x ½"
6	7380715160		Reel Easy self tapping screw – no. 10 x ½" – Pack of 8
N/A	7380715161		Reel Easyflat washer – Pack of 10
7	7380715172		Y piece (2 required)
8	7380715178		Insert (2 required)
9	7380715184		End wall stand (2 required)
10	7380715190		Side wall end stand (2 required)
11	7380715238		Base plate end stand body (2 required)
12	7380715202		Standard end stand
13	7380715261		Ground sleeve mount (2 required)
14	7380715255		Ground sleeve (2 required)
15	7380715196		M8 bolt & masonry fixing
16	7380715208		End stop (3 required)
17	7380715214		Rubber grommet (2 required)
N/A	7380715232		Heavy duty nylon masonry anchor M6 (2 required) – Pack of 10
18	7380715267		Deck anchor threaded (per pair)
19	7380715274		Deck anchor brass plug
20	7380715292		Castor with total lock brake – 3"
21	7380715298		Unbraked castor – 3" (2 required)
N/A	7380715310		Long strap – 1.5m
N/A	7380715317		Short strap – 0.4m
N/A	7380715323		Black plastic strap buckle
22	7380715324		White plastic strap buckle – quick release (pack of 10)
N/A	7380715329		Blue press fix connector (pack of 10) (2 required per short strap)

DEL SLATTED COVERS

MOON

N°	GC CODE	REF	DESCRIPTION
N/A	7326721402		End stands – champagne grey
N/A	7326721401		End stands – white
N/A	7326721410		End stand bracket
N/A	7326721456		Control box
N/A	7326721269		Motor – 12 V
N/A	7326721096		Torque limit system 12 V (2013 onwards)
N/A	7326721405		Solar panel for end stand
N/A	7326721415		Battery – 12 V

TIXIT

N°	GC CODE	REF	DESCRIPTION
N/A	7326721605		Solar end stand (free side) - available in 3 colours
N/A	7326721610		Solar end stand (motor side) - available in 3 colours
N/A	7326721615		Electric end stand (free side) - available in 3 colours
N/A	7326721620		Electric end stand (motor side) - available in 3 colours
N/A	7326721640		Control box AQUA 11
N/A	7326721643		Tubular motor 35 Nm 12 V Omega G2
N/A	7326721647		Tubular motor 12 V (connection Included)
N/A	7326721090		Torque limit system 12 V
N/A	7326721634		Solar panel 12 V, 150 mm x 300 mm
N/A	7326721638		PCB spacer
N/A	7326721415		Battery - 12 V

ROLLEASY 2

N°	GC CODE	REF	DESCRIPTION
N/A	7326721269		Motor – 12 V
N/A	7326721111		End stands – optional colours

ROLLEASY EVOLUTION

N°	GC CODE	REF	DESCRIPTION
N/A	7326721260		Control box with torque limiter
N/A	7326721270		Tubular motor 250 Nm 140 mm diameter
N/A	7326721271		Tubular motor 250 Nm 170 mm diameter
N/A	7326721272		Tubular motor 120 Nm 140 mm diameter
N/A	7326721315		Telescopic support beam

ROLLIN

N°	GC CODE	REF	DESCRIPTION
N/A	£3,010.00		Through-the-wall motor with bracket 120 Nm
N/A	£2,964.00		Through-the-wall motor 120 Nm
N/A	£4,189.00		Through-the-wall motor with bracket 250 Nm
N/A	£4,143.00		Through-the-wall motor 250 Nm
N/A	£6,171.00		Through-the-wall motor with bracket 500 Nm
N/A	£6,102.00		Through-the-wall motor 500 Nm
N/A	£430.00		Safety crank
N/A	£954.00		Telescopic support beam

DEL SLATTED COVERS (CONT)

ROLLINSIDE

N°	GC CODE	REF	DESCRIPTION
N/A	7326721272		Motor 120 Nm
N/A	7326721270		Motor 250 Nm
N/A	7326721276		Motor 500 Nm
N/A	7326721278		Motor 750 Nm
N/A	7326721263		Control box 24 V DL/PL6010-7710
N/A	7326721290		Through-the-wall motor with bracket 120 Nm
N/A	7326721291		Through-the-wall motor 120 Nm
N/A	7326721296		Through-the-wall motor with bracket 500 Nm
N/A	7326721297		Through-the-wall motor 500 Nm
N/A	7326721195		Strap kit 3 m - grey
N/A	7326721196		Strap kit 3 m - beige
N/A	7326721197		Strap kit 3 m - white

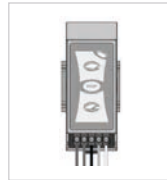
DEL SLATTED COVERS



7326721044



7326721045



7326721047



7326721049




7326721090



7326721185



7326721192



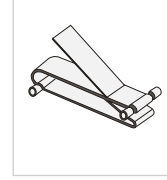
7326721600



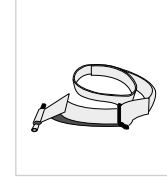
7326721999



7326721855



7326721861



7326721880



7326721245



7326721222



7326721232



7326721206



7326721247

GENERAL SPARES

N°	GC CODE	REF	DESCRIPTION
N/A	7326721044		Wi-Key remote system
N/A	7326721045		Wi-Key transmitter
N/A	7326721047		Wi-Key remote receiver
N/A	7326721049		Key switch in enclosure 3 position
N/A	7326721053		Key for key switch
N/A	7326721090		Torque limit system for above-ground covers - 24 V (pre 2013)
N/A	7326721185		Counterweight strap
N/A	7326721192		Cover to roller strap 1.5m
N/A	7326721301		Battery - 12V 12Ah
N/A	7326721303		Battery - 12V 20Ah
N/A	7326721600		Remote end stop kit
N/A	7326721999		Ivernea sandow clip

PUSHLOCK COVERS

N°	GC CODE	REF	DESCRIPTION
N/A	7326721843		White
N/A	7326721846		Dark blue
N/A	7326721849		Beige
N/A	7326721852		Blue
N/A	7326721855		Mid grey
N/A	7326721858		Dark grey

PUSHLOCK ATTACHMENTS

N°	GC CODE	REF	DESCRIPTION
N/A	7326721861		Safety strap fixing - white
N/A	7326721864		Safety strap fixing - grey
N/A	7326721868		Safety strap fixing - beige
N/A	7326721880		Adjustable safety strap 25mm - white
N/A	7326721884		Adjustable safety strap 25mm - grey
N/A	7326721888		Adjustable safety strap 25mm - beige

DEL SLATTED COVERS (CONT)

END CAPS

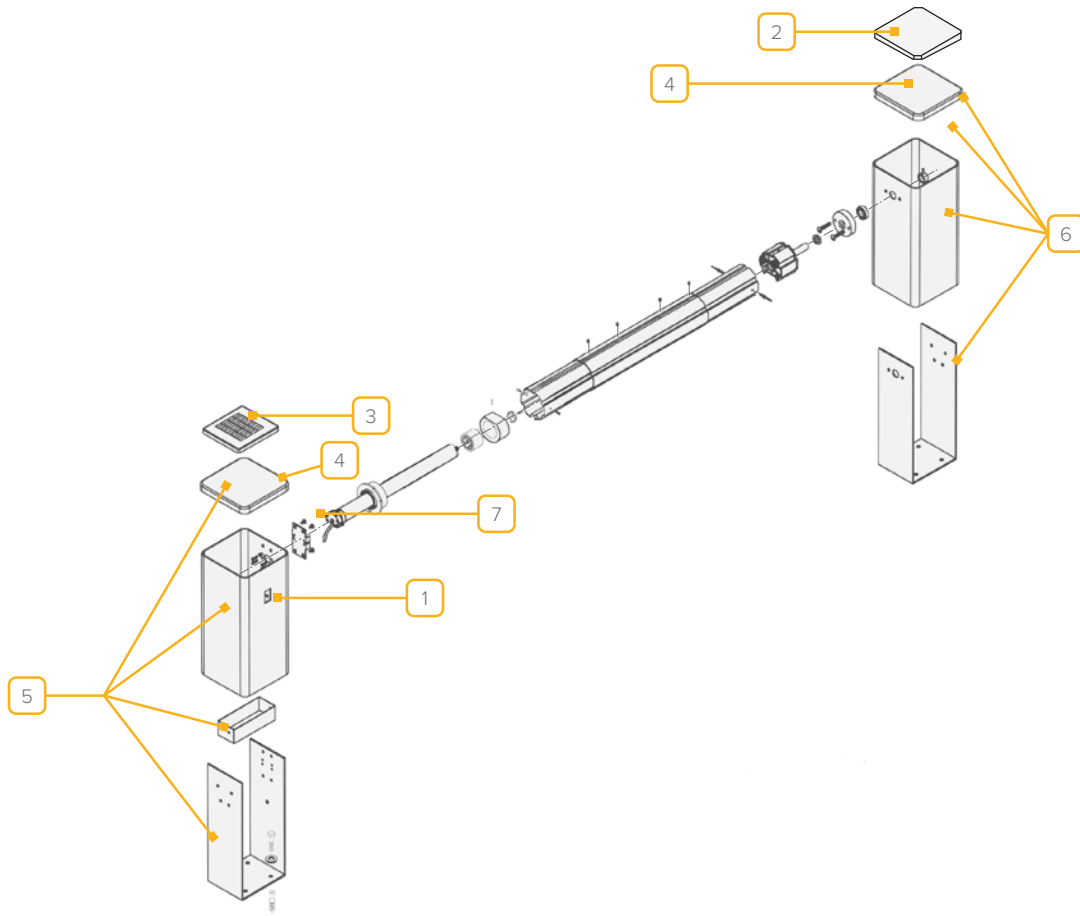
N°	GC CODE	REF	DESCRIPTION
N/A	7326721245		Slat insert 69 mm - white
N/A	7326721212		End cap 25 mm - white
N/A	7326721222		End cap 25 mm - beige
N/A	7326721227		End cap 25 mm - black
N/A	7326721232		End cap 25 mm - blue
N/A	7326721242		End cap 25 mm - grey
N/A	7326721206		End cap 15 mm - black
N/A	7326721208		End cap 15 mm - white
N/A	7326721209		End cap 15 mm - beige
N/A	7326721210		End cap 15 mm - blue
N/A	7326721211		End cap 15 mm - grey
N/A	7326721246		End cap 35 mm - white
N/A	7326721247		End cap 35 mm - beige
N/A	7326721248		End cap 35 mm - blue
N/A	7326721249		End cap 35 mm - grey

DEL SAFETY COVER

ULTIMA

N°	GC CODE	REF	DESCRIPTION
N/A	7326721285		Hydraulic motor
N/A	7326721345		Hydraulic oil 5L
N/A	7326721350		Hydraulic motor - left
N/A	7326721355		Hydraulic motor - right
N/A	7326721360		Hydraulic pump 1.1kW
N/A	7326721363		Control box AQUA 10
N/A	7326721366		Hydraulic motor fan cowl
N/A	7326721370		Pressure gauge
N/A	7326721373		Hydraulic distributor block 3/8"
N/A	7326721377		Cantilever bracket
N/A	7326721378		Rail pulley end recessed in track (set of 2)
N/A	7326721379		Deck mount rail guides (set of 2)
N/A	7326721381		Rope 6.4 mm Ø - per metre
N/A	7326721383		Rope fixing screws M2.2 x 23 (8 required)
N/A	7326721390		Ultima maintenance kit for embedded rails
N/A	7326721392		Ultima maintenance kit for surface mount rails
N/A	7326721394		Ultima maintenance kit for under coping
N/A	7326721860		Rope sliders 40 mm (set of 2)

DEL SOLAR COVER



ROLL SUNNY

N°	GC CODE	REF	DESCRIPTION
1	7326715025		3 position switch
2	7326715100		End stand cap
3	7326715105		Solar cell
4	7326715101		End stand profile
5	7326715110		End stand (motor side) with switch (not including solar cell)
6	7326715111		End stand (free side)
N/A	7326715115		Battery - 12V
7	7326715120		Motor - 12V

SWIMMER SOLAR COVER

ACCESSORIES AND REPAIR PRODUCTS

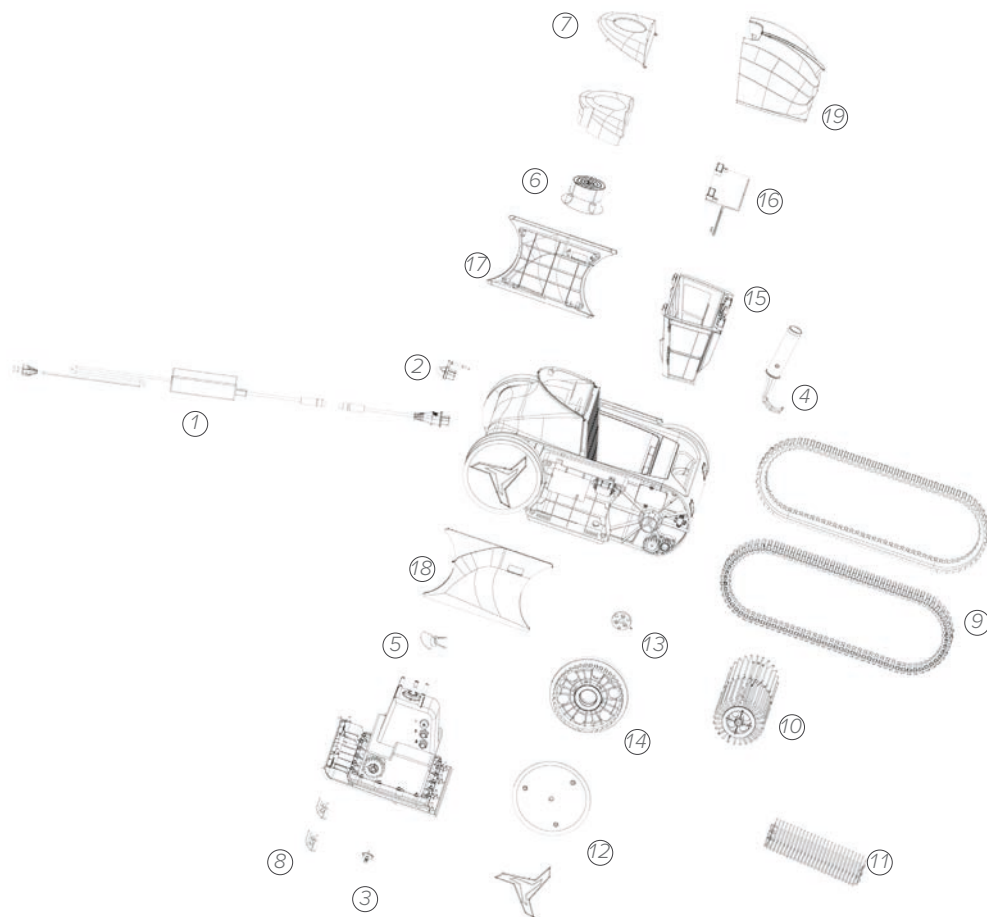
N°	GC CODE	REF	DESCRIPTION
N/A	7386693301		Roller attachment kit
N/A	7386693317		Plain blue cover to roller strap - 1m
N/A	7386693332		Press fixing toggles (pack of 10)
N/A	7386703003		Cover protection sheet (25m roll)

10

CLEANING & MAINTENANCE

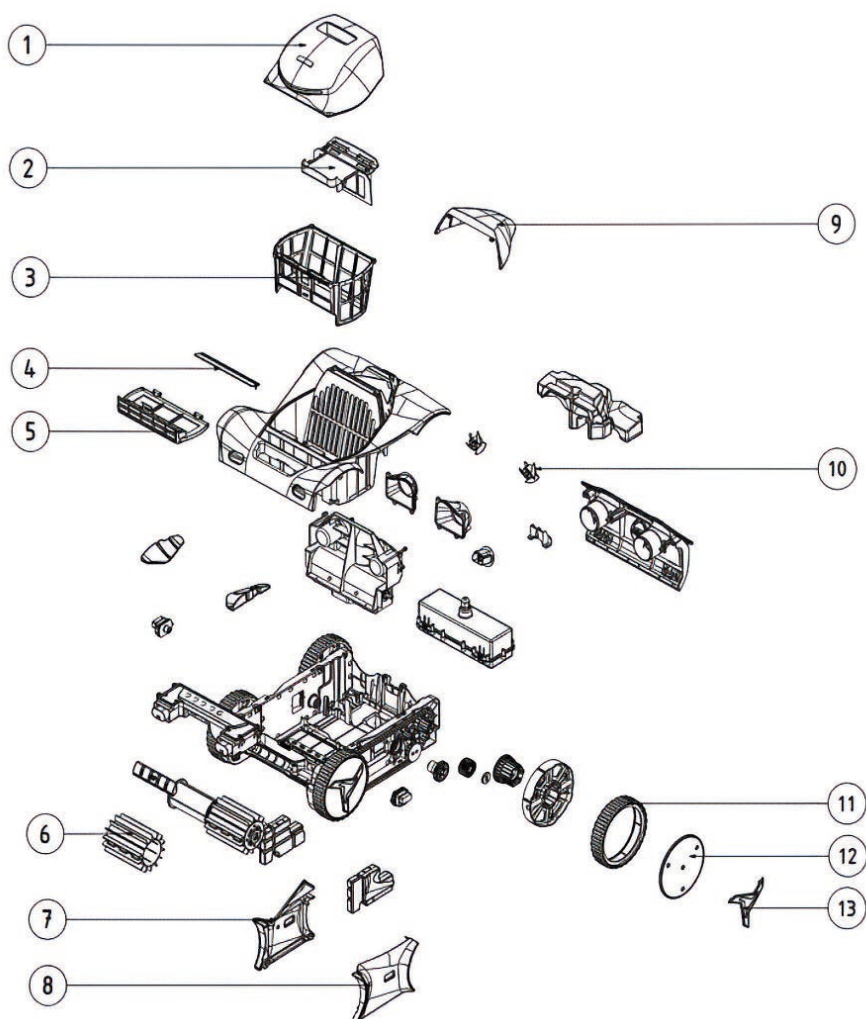


FAIRLAND X-WARRIOR M45/M60/M80



N°	GC CODE	REF	DESCRIPTION
-	6830497034		Control panel kit
-	6830497042		IR sensor kit - front
1	6830497046		Waterproof charging kit (UK standard)
2	6830497053	3096010810	Charger port cover
3	6830497075	3096010811	Magnetic cap with label
4	6830497089	3096010812	Hook with clip
5	6830497414	3096010795	Impeller (with screws)
6	6830497420	3096010796	Fairing for impeller (with screws)
7	6830497425	3096010797	Fairing cover
8	6830497432	3096010798	Drain cover
-	6830497433	3096010798	Side drain cover
9	6830497515	3096010799	Track belt
10	6830497560	3096010800	Rolling brush kit
11	6830497570	3096010801	Brush
12	6830497600	3096010802	Wheel cover kit (with screws)
13	6830497615	3096010803	End bearing cover
14	6830497630	3096010804	Driving wheel kit
15	6830497664	3096010808	Filter basket (without top cover)
-	6830497665		Filter basket 180µm (all purpose)
16	6830497672	3096010809	Filter mesh for top cover
17	6830497703	3096010805	Left side cover (with screws)
18	6830497711	3096010806	Right side cover (with screws)
19	6830497719		Top cover of filter basket (without filter mesh)
-	6830497733		Out-of-water sensor kit
-	6830497740		IR sensor kit - side
-	6830497741		IR sensor kit - front

FAIRLAND M1



N°	GC CODE	REF	DESCRIPTION
1	3096011144	2020010100749	Filter top cover
2	3096011132	2020010100689	Filter bracket
3	3096011133	2020010100690	Filter basket
6	3096011148	1223011100053	Brush
7	3096011147	1223010800103	Right side cover
8	3096011146	1223010800102	Left side cover
9	3096011134	2020010100691	Top decorative cover
10	3096011139	1223010200024	Impeller
11	3096011138	1223011100036	Tyre
11-13	3096011145	2020010100816	Wheel set
	3096011141	1223011100041	Track
	3096011149	1223011300042	Secondary filter
	3096011150	2020010100590	Hook with clip
14	6830497041	1204021500033	UK charging kit M1-50 / M1-80
15	6830497042	1204021500082	UK charging kit M1-50 / M1-125 Pro

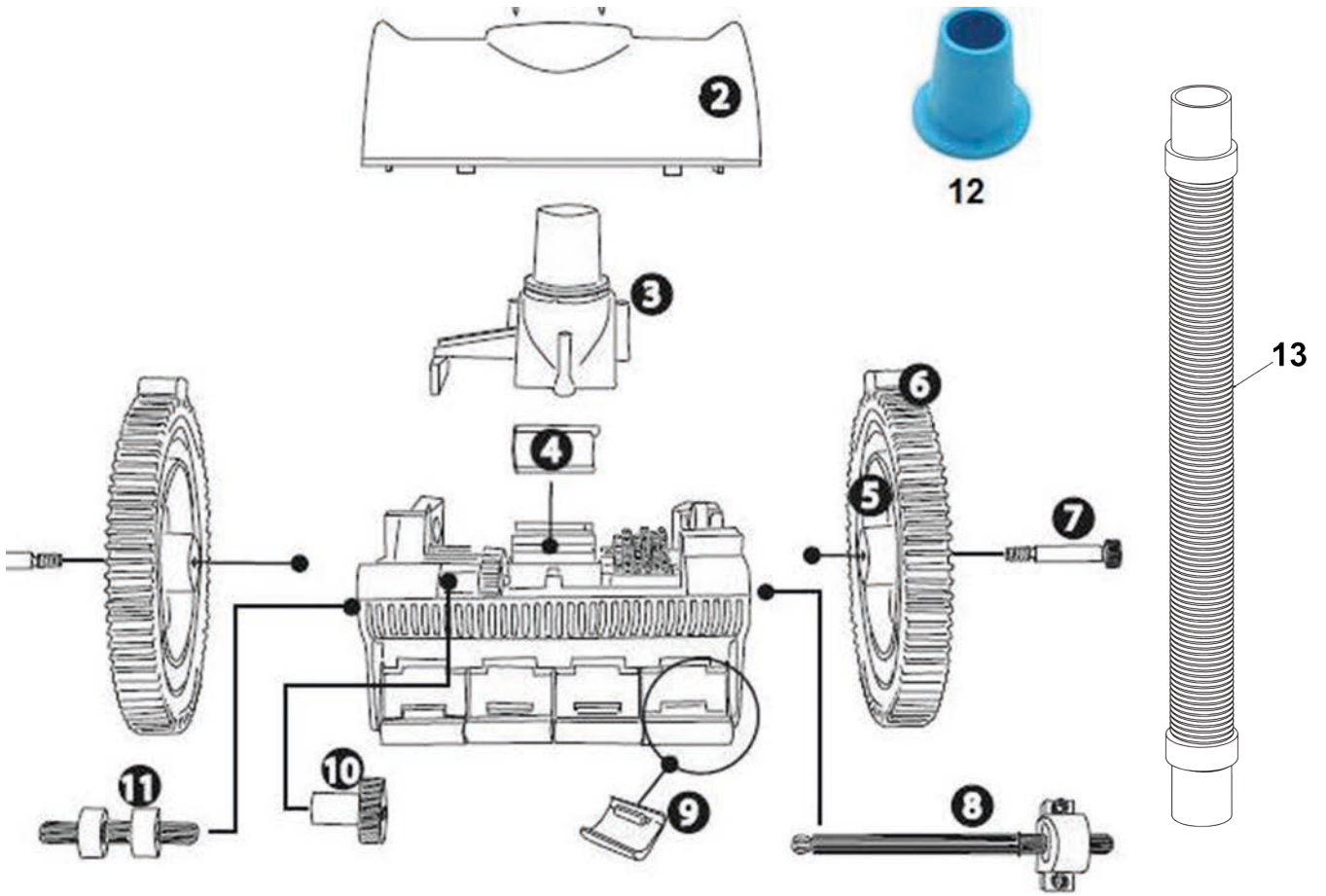


14



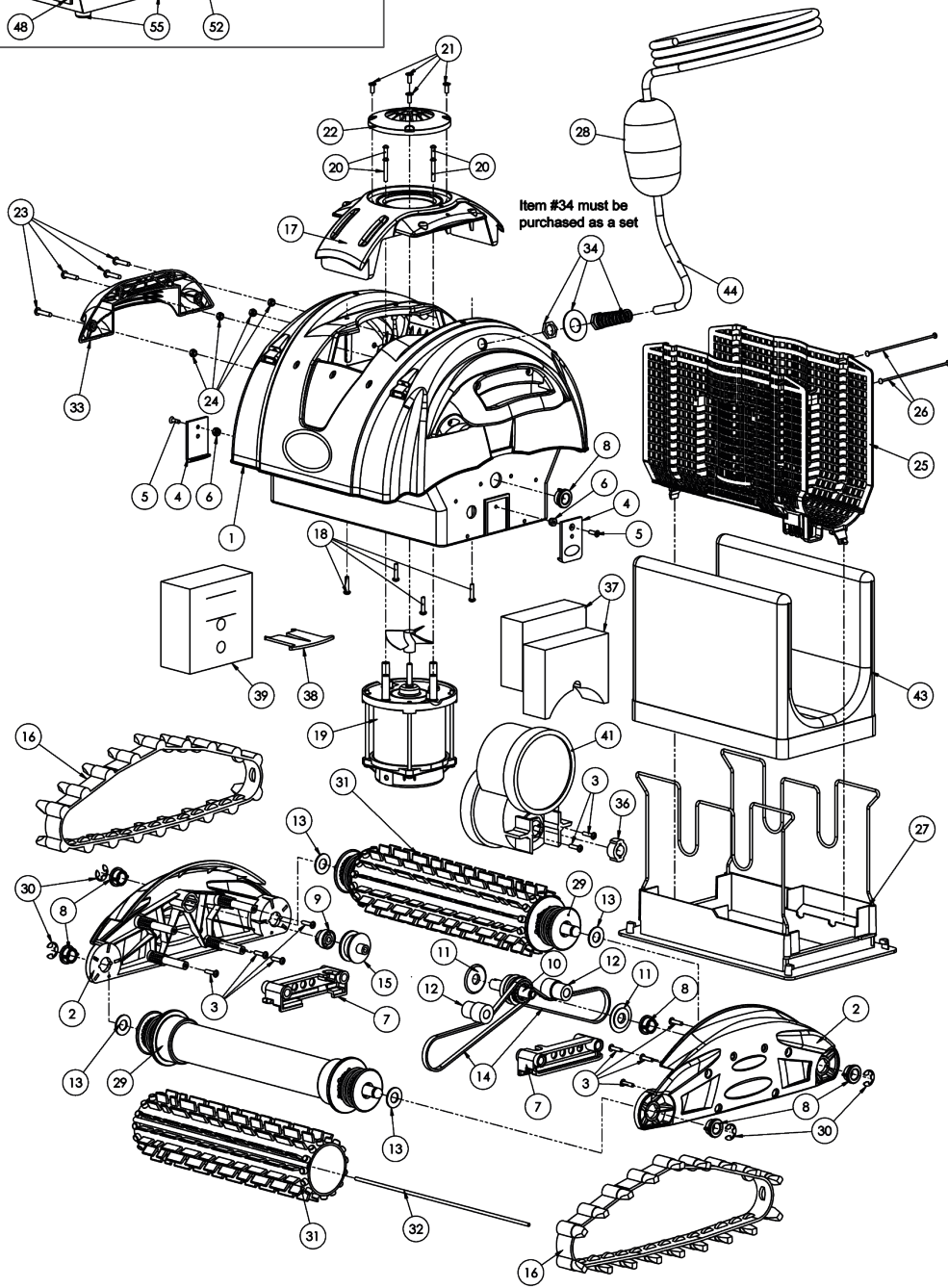
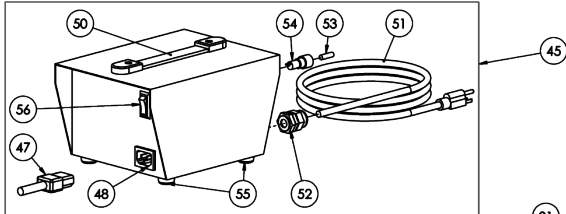
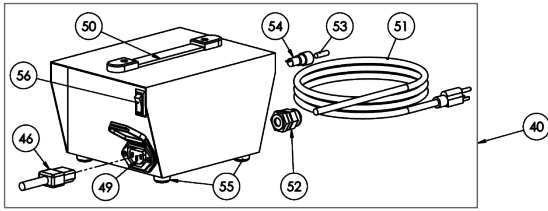
15

PIRANHA



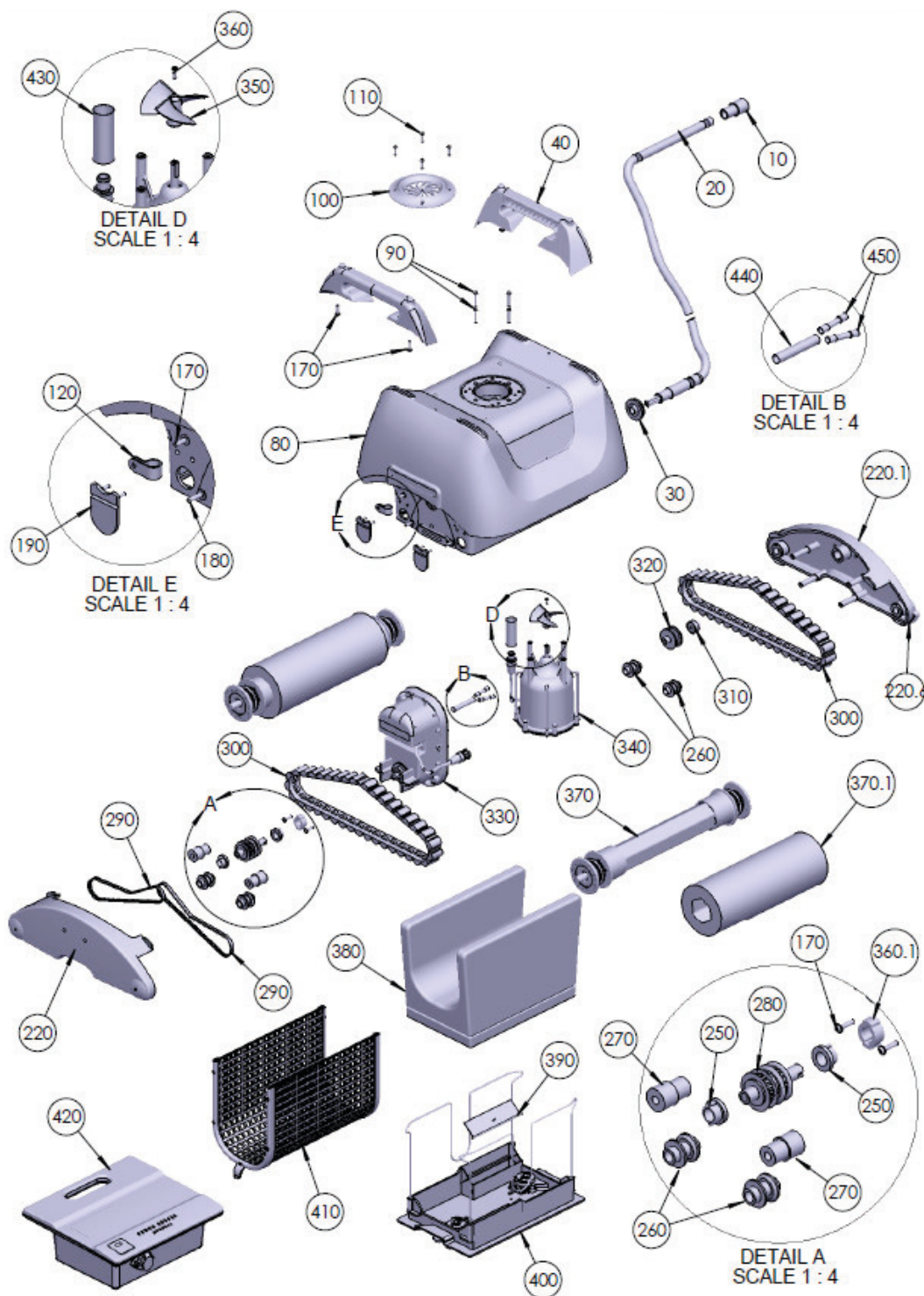
N°	GC CODE	REF	DESCRIPTION	QTY
2	3029012043	896584000-181	Top shroud kit (3 screws and shroud per kit)	1
3	3029012044	1021017	Upper body assembly (turbine cover)	1
5	3029012046	1021012	Wheel hub	1
6	3029010913	1021007	Tire without hub	1
	3029010911	1021005	Tire with hub	1
7	3029012048	1021011	Wheel bolt kit	1
8	3029012049	1021016	Steering assembly kit	1
9	3029012050	1021014	Skirt set 'A' front only	1
	3029012065	1021020	Bracket for skirts	
10	3029012051	1021024	Large drive gear	1
11	3029012052	1021026	Main drive gear	1
12	3029012058	1021002	Hose cone	1
13	3036005317	50k38100PG	Leader hose (1 needed)	1
	3036005316	50838100PG	Section hose (9 needed)	1
*	3029012064	1024505	One universal float	1

PIRANHA TURBO



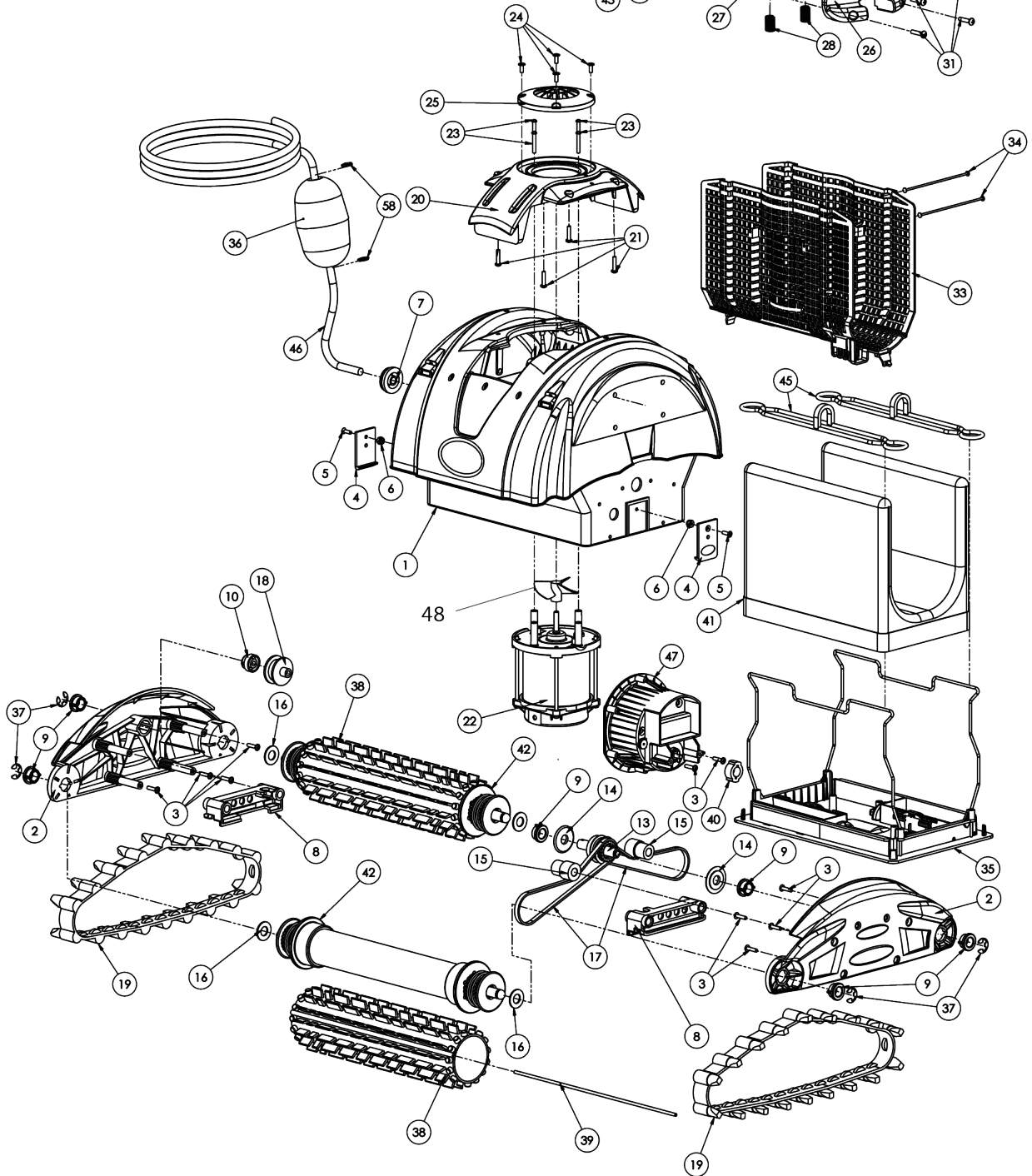
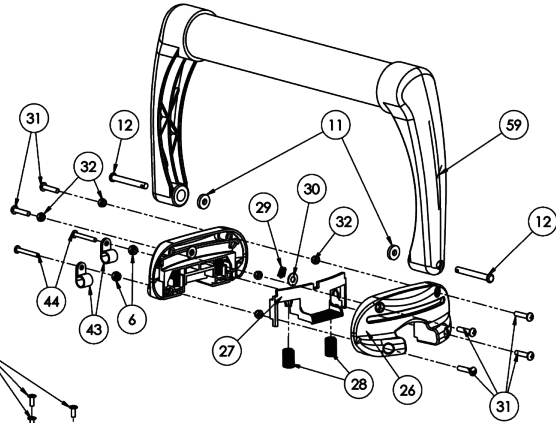
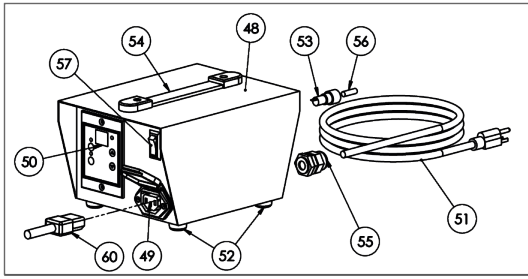
N°	GC CODE	REF	DESCRIPTION	QTY
1	3019020033	S2033SV-4H	Body assy gray round	1
2	3019020032	2038BL	Side plate, round, blue	1
3	3019023104	2700	Screw, #8	1
4	3019023121	9204N	Lock tab	1
6	3019023112	7133	Nut	1
7	3019020133	3387BL	Bracket	1
8	3019020028	2600	Bushing white	1
9	3019020013	2610	Bushing white	1
10	3019020014	A3605	Pulley assy Large	1
11	3019020140	3607	Washer, acetyl - Piranha	1
12	3019020015	3506	Sleeve roller, stepped	1
13	3019028984	3603	Washer, nylon, flat	1
14	3019020006	3302	Drive belt, tan, small	1
15	3019020016	3700	Roller, nylon, large	1
16	3019020007	3203	Drive track, G type, blue	1
17	3019020145	2036BL	Cover, AB round body, blue	1
19	3019020201	S1A6028	Pump motor Piranha Turbo	1
22	3019020146	2037BL	Outlet top, AB round body, blue	1
25	3019020154	S5310	Filter screen	1
27	3019020152	A9200XWB	Bottom lid	1
28	3019020134	1602	Float, blue/white plastic	1
29	3019020021	a38205mg	Wheel tube, residential	1
30	3019020044	11058	Wheel tube, residential	1
31	3019020009	sk3016bl	SK brush, rubber	1
32	3019020148	3021	Pin, SS	1
33	3019020144	102bl	Handle, side, blue	1
34	3019020042	2503st	Pigtail, nylon flex	1
36	3019020141	4709	Grooved pin cover	1
37	3019020149	3116	Float, under motor, RND box	1
39	3019020314	3109	Float IG jets	1
40	3019020040	7060d	Power supply, 2 PRF socket, no timer	1
41	3019020010	a8512	Drive motor, 8B, ST, ABXT 2010	1
43	3019020011	8111	Filter bag, fine	1
44	3019020019	a1625001	Cable, assy 17 AWG, 2C/50'	1
46	3019020024	1615c	Plug male, 2 pin / 2 wire	1
49	3019020029	7220c	Socket, 2-prong, complete	1
56	3019020030	7208	Switch power supply 7037, no light	1

PIRANHA TURBO FROM 2016



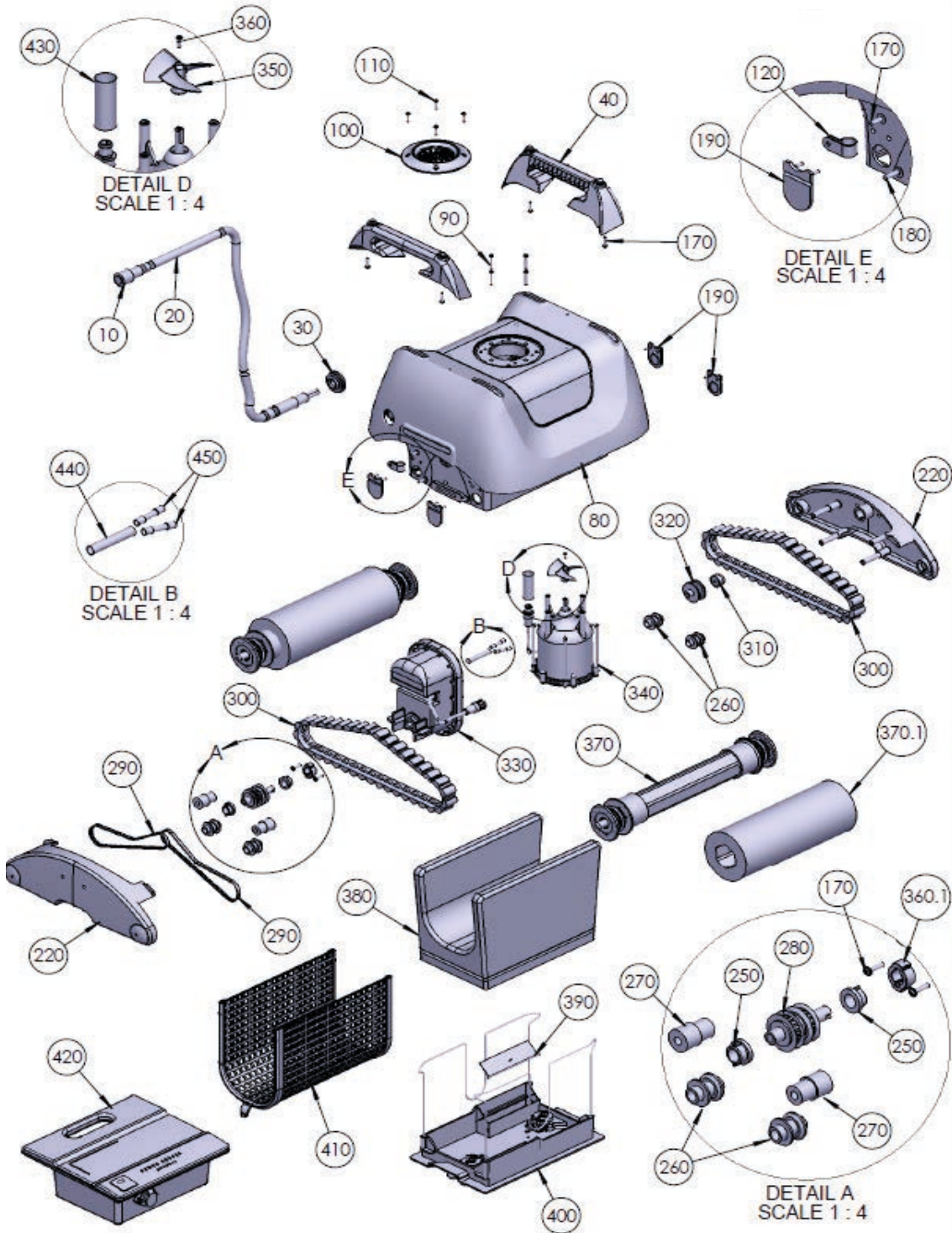
N°	GC CODE	REF	DESCRIPTION	QTY
270.0	3019020015	3506	Sleeve roller	1
10.0	3019023162	PL00002M	4 Pin plug	1
20.0	3019020282	WA00116CGL	Float cable assy	1
30.0	3019020207	1623	Sealing grommet	1
40.0	3019020283	AS1049810	Handle assy	1
80.0	3019020284	AS1019998	Body assy	1
90.0	3019020252	2500	Screw #8x1.175 Ph pn	1
100.0	3019020285	PP00001BL	Outlet top	1
110.0	3019020254	5061	Screw 6-32x58 ss ph pa	1
120.0	3019020204	HW0006700	P-clip 7/16 nylon 6/6	1
170.0	3019023104	2700	Screw #8x1116 phil.	1
180.0	3019020256	2701	Screw #8x1116 phil pn	1
190.0	3019020208	2305N	Rubber valve	1
220.0	3019020190	AS1062400	Side plate assy	1
220.1	3019020306	AS10624B1	Side plate assy	1
220.6	3019020307	PP00213GY	Bumper for side plate	1
250.0	3019020028	2613	Molybdenum bushing	1
260.0	3019020209	3500	Small roller	1
280.0	3019020317	A3605	Pulley assy	1
290.0	3019020006	3302	Drive belt	1
300.0	3019020286	3201G	Drive track	1
310.0	3019020013	2610	Bushing for lower casing	1
320.0	3019020016	3700	Large roller	1
330.0	3019020318	AS08708-SP	SP d. motor	1
340.0	3019023131	AS00035R-SP	Pump motor SP	1
350.0	3019023160	P00038	Propeller	1
360.0	3019020261	SW00069	Screw m3x10 phil din-965	1
360.1	3019020262	PP0004500	Case for pin	1
370.0	3019020288	AS38246CG	Wheel tube assy.	1
370.1	3019020194	PP03009GY	PVA brush	1
380.0	3019020011	8100S	Fine filter bag	1
390.0	3019020265	9305B-NT	Bottom lid valve	1
400.0	3019020266	BS6100200	S/A bottom lid	1
410.0	3019020289	AS09242	Filter screen assy	1
420.0	3019020203	AS2722402	Power supply (sps basic)	1
440.0	3019023159	AS110011010	Shrink ep00110 cut to 100 mm	1
450.0	3019020197	5473	Butt connector	1
Not shown	3019020301	4613	Groove pin 18 x 58 SS	1
Not shown	3019020310	XW4000500	Disposable filter bags	1
Not shown	3019020311	AS6405300	Top cartridge standard	1

PIRANHA ULTRA



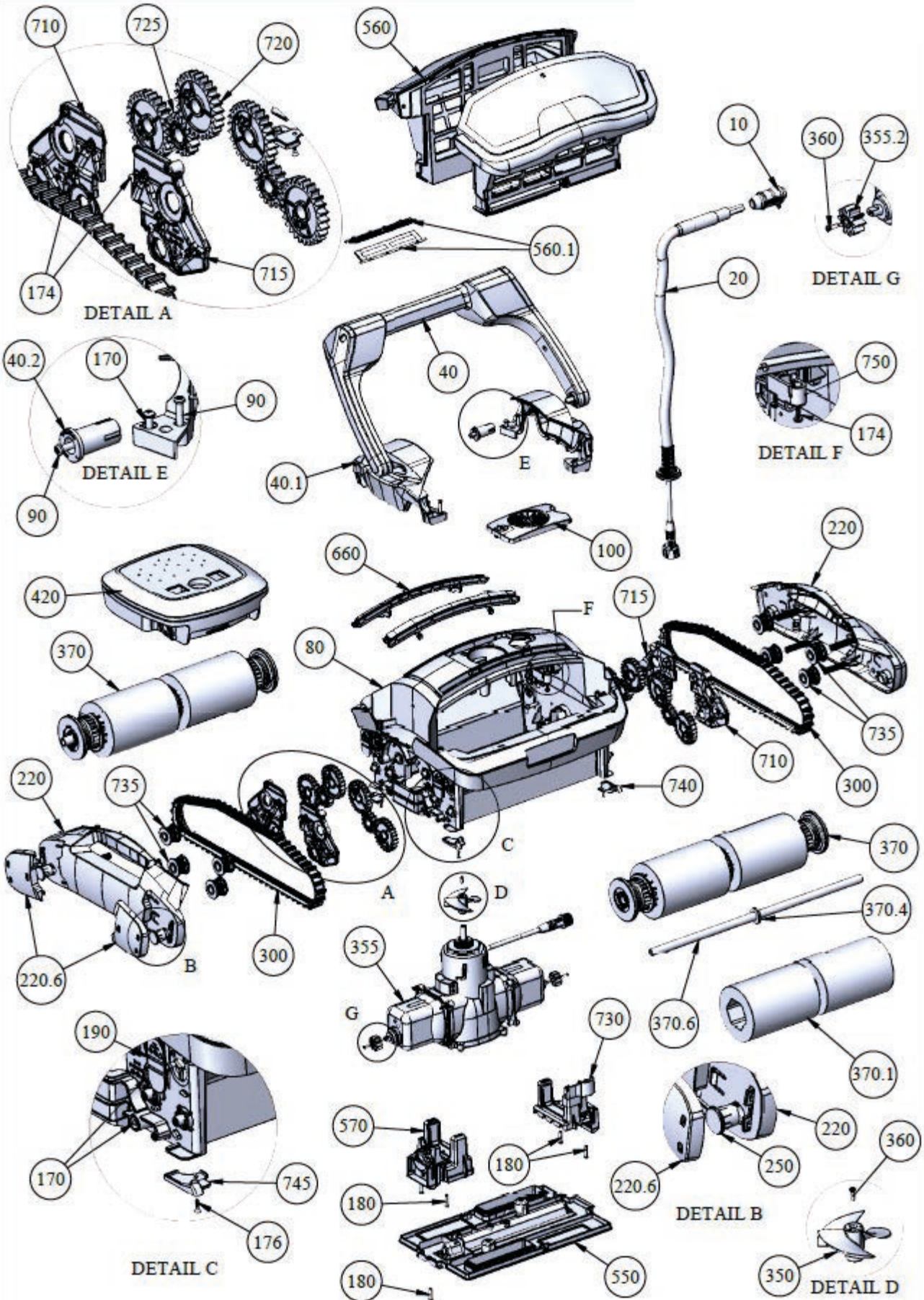
N°	GC CODE	REF	DESCRIPTION	QTY
1	3019020033	S2033SV-4H	Body assy gray round	1
2	3019020032	2038BL	Side plate, round, blue	1
3	3019023104	2700	Screw #8	1
4	3019023121	9204N	Lock tab	1
6	3019023112	7133	Nut, nylon lock	1
7	3019020135	1628	Sealing grommet	1
8	3019020133	3387BL	Bracket, PP, blue	1
9	3019020028	2600	Bushing, nylon, white	1
10	3019020013	2610	Bushing, white	1
11	3019020138	2602	Nylon washer	1
12	3019020142	11060	Clevis pin	1
13	3019020014	a3605	Pulley, assy, large	1
14	3019020140	3607	Washer, acetyl	1
15	3019020015	3506	Sleeve roller, stepped	1
16	3019028984	3603	Washer, nylon, flat	1
17	3019020006	3302	Drive belt, tan, small	1
18	3019020016	3700	Roller, nylon, large	1
19	3019020007	3203	Drive track, G type	1
20	3019020145	2036bl	Cover, AB round body blue	1
22	3019020008	S1A6021	Pump motor assy 30v	1
25	3019020146	2037bl	Outlet top, AB round body, blue	1
26	3019020155	sk2039bl	SK handle bracket, oval, blue	1
27	3019020147	2040bl	Switch, oval handle bracket, blue	1
28	3019023109	5087	Spring	1
32	3019020139	3402	Nut, SS, hex lock m5	1
33	3019020154	s5310	Filter screen, modified for pod body	1
35	3019020153	a9600bl	Bottom lid, blue	1
36	3019020134	1602	Float, blue/white plastic, for cable	1
37	3019020044	11058	Retainer ring	1
38	3019020009	sk3016bl	PVA brush	1
40	3019020141	4709	Grooved pin cover	1
41	3019020011	8111	Filter bag, fine	1
42	3019020021	A38205MG	Wheel tube assy abxt	1
43	3019020137	2102	P clip	1
45	3019020038	8000	Filter bag clip, plastic, black	1
46	3019020017	a16611	Cable assy	1
47	3019020012	a5513	Drive motor, assy w/stepper motor & hall effect sensor	1
48	3019020039	7184c	Power supply, AC digital	1
49	3019020029	7220c	Socket, 2-prong	1
50	3019020031	7074	Timer 1-7 hrs w/reset	1
57	3019020030	7208	Switch, power supply 7073	1
58	3019020136	2027	Clamp, white plastic, for float	1
59	3019020018	103bl	Handle assy, blue, inc sides, tube, foam	1
60	3019020024	1615c	Plug, male, 2 pin / 2 wire, for flt cable	1

PIRANHA ULTRA FROM 2016



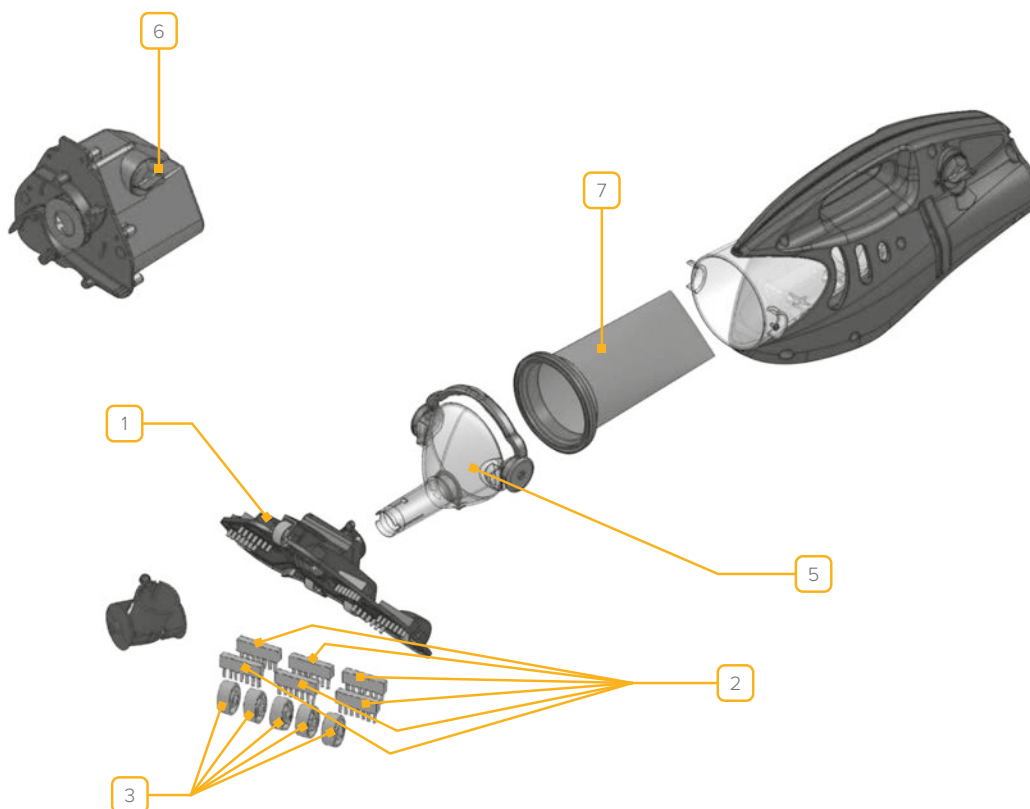
N°	GC CODE	REF	DESCRIPTION	QTY
10.0	3019023162	PL00002M	4 pin plug	1
20.0	3019020282	WA00116CGL	Float cable assy	1
30.0	3019020207	1623	Sealing grommet	1
40.0	3019020283	AS1049810	Handle assy	1
80.0	3019020284	AS1019998	Body assy	1
90.0	3019020252	2500	Screw #8x1.175 Ph pn	1
100.0	3019020285	PP00001BL	Outlet top	1
110.0	3019020254	5061	Screw 6-32x58 ss ph pa	1
120.0	3019020204	HW0006700	P-clip 7/16 nylon 6/6	1
170.0	3019023104	2700	Screw #8x1116 phil.	1
180.0	3019020256	2701	Screw #8x1116 phil pn	1
190.0	3019020208	2305N	Rubber valve	1
220.0	3019020190	AS1062400	Side plate assy	1
250.0	3019020028	2613	Molybdenum bushing	1
260.0	3019020209	3500	Small roller	1
270.0	3019020015	3506	Sleeve roller	1
280.0	3019020317	A3605	Pulley assy	1
290.0	3019020006	3302	Drive belt	1
300.0	3019020286	3201G	Drive track	1
310.0	3019020013	2610	Bushing for lower casing	1
320.0	3019020016	3700	Large roller	1
330.0	3019020287	AS08716-SP	S.P.D. motor m2fh1c5b0	1
340.0	3019023131	AS00035R-SP	Pump motor SP	1
350.0	3019023160	P00038	Propeller	1
360.0	3019020261	SW00069	Screw m3x10 phil din-965	1
360.1	3019020262	PP0004500	Case for pin	1
370.0	3019020288	AS38246CG	Wheel tube assy.	1
370.1	3019020194	PP03009GY	PVA brush	1
380.0	3019020011	8100S	Fine filter bag	1
390.0	3019020265	9305B-NT	Bottom lid valve	1
400.0	3019020266	BS6100200	S/A bottom lid	1
410.0	3019020289	AS09242	Filter screen assy	1
420.0	3019020203	AS2722402	Power supply (SPS basic)	1
440.0	3019023159	AS110011010	Shrink ep00110 cut to 100 mm	1
450.0	3019020197	5473	Butt connector	1
Not shown	3019020301	4613	Groove pin 18 x 58 SS	1
Not shown	3019020311	AS6405300	Top cartridge standard	1

PIRANHA X PLUS



N°	GC CODE	REF	DESCRIPTION	QTY
0	3019020302	ASPL00008F	Connector 4 pin female	1
20	3019020447	WA00356DIYA	F Cable CG/18m/2C/EL-SW/DIYA	1
40	3019020441	AS1040170	Handle assy	1
40.1	3019020445	PP00789BM	Floating handle bracket	2
40.2	3019020446	PP0079000	Floating handle axis	2
90	3019020252	2500	Screw #8 x 1.175 PH PN	6
100	3019020417	ASPP00794IV	Assy pump outlet cover	1
170	on demand	2700	Screw #8 x 11\16 PHIL.	14
174	3019020419	HW0005800	Screw EJOT PT KA 40x14 WN1412	15
176	3019020439	SW1001900	Delta pt m3x10	4
180	3019020256	2701	Screw #8 x 11\16 PHIL PN	5
190	3019020432	PP0095300	Water outlet flap	4
220	3019020424	PP00779IV	Side plate	2
220.6	3019020437	SA0078000	Bumper over mold assy	4
250	3019020422	PP00770GY	Axel bushing	4
300	3019020429	PP00949CG	Track belt 65 shore	2
350	3019020431	PP00952GY	Propeller	1
355	3019020442	AS2903760-SP	Motor DU/CLM/PVA/DIYA/V16	1
355.2	3019020426	PP0092300	External pinion	2
360	3019020261	SW00069	Screw m3x10 PHIL DN-965	3
370	3019020415	BS38254CGA	Wheel tube assy	2
420	3019020443	AS4723010-SP	Power supply saturn general	1
550	3019020411	AS1050304	Bottom lid assy	1
560	3019020413	AS1053170	Filter top assy bmftrs	2
560.1	3019020423	PP00774IV	Filter inlet flap	2
570	3019020412	AS1050952	VB assy for breezer	1
660	3019020418	ASPP00795IV	Assy frame without strip LED	2
710	3019020436	PP0097000	Left side plate bushing	2
715	3019020435	PP0096900	Right side plate bushing	2
720	3019020427	PP0093800	Side cogwheel big	8
725	3019020428	PP0093900	Side cogwheel small	4
730	3019020409	AS1026400	Assy bracket diy con & omega	1
735	3019020430	PP0095100	Track belt roller	8
740	3019020433	PP0096500	Bottom protector right	2
745	3019020434	PP0096800	Bottom protector left	2
750	3019020421	PP005222BK	Cable clip 12 mm	1

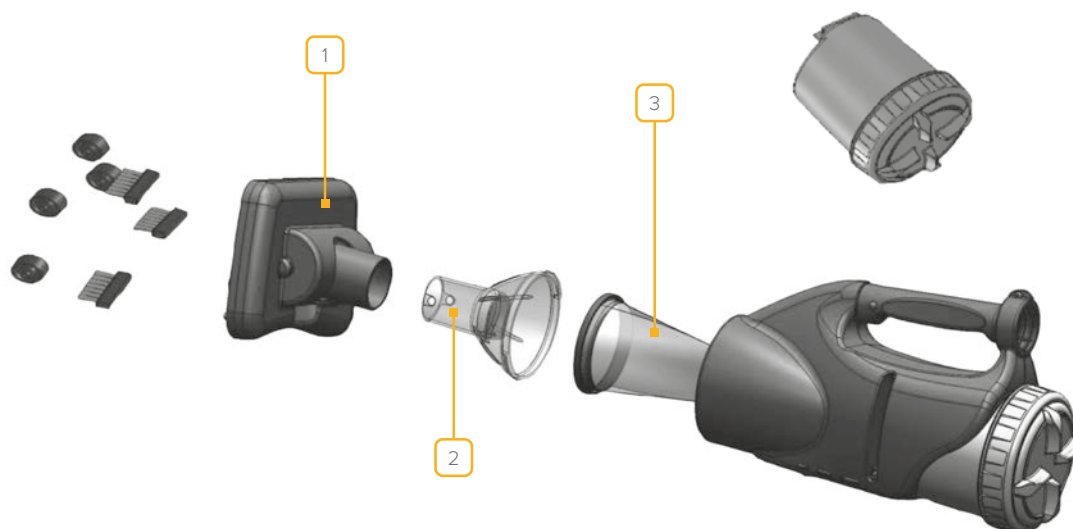
WATERTECH POOL CLEANER



POOL BLASTER MAX

N°	GC CODE	REF	DESCRIPTION
1	6896497301		Vacuum head
2	6896497304		Vacuum head brush (6 required)
3	6896497307		Vacuum head wheels (5 required)
5	6896497313		Nose cap
6	6896497322		On/off knob with O-ring & gasket
7	6896497328		All purpose filter bag

WATERTECH POOL CLEANER



POOL BLASTER CATFISH

N°	GC CODE	REF	DESCRIPTION
1	6896497207		Vacuum head
2	6896497210		Nose cap
3	6896497213		All purpose filter bag
N/A	6896497225		Sand and silt filter bag
N/A	6896497228		Micro filter bags (pack of 5)

POOL BLASTER AQUA BROOM & AQUA BROOM ULTRA

N°	GC CODE	REF	DESCRIPTION
1	6896497253		All purpose filter bag
1	6896497265		Sand & silt filter bag
2	6896497228		Micro filter bags (pack of 5)

11

WATER CARE



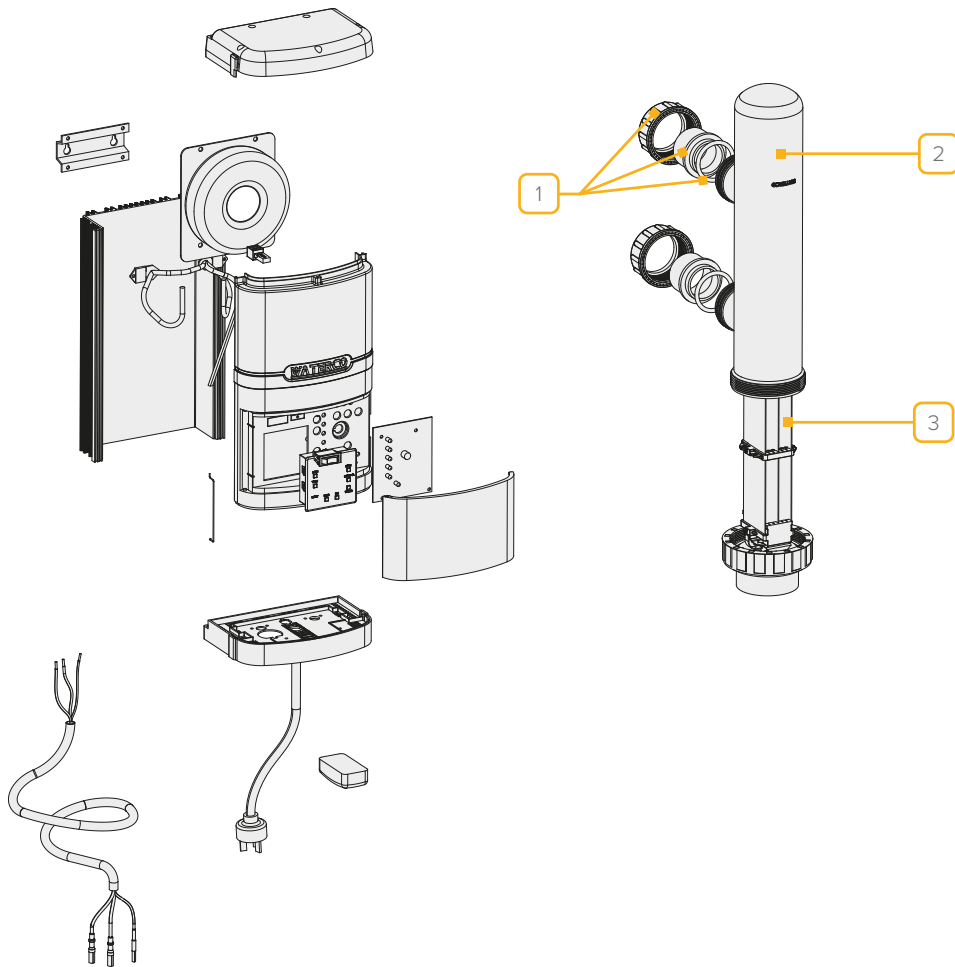
ADVANOX ADVANCED OXIDATION



ADVANOX AOP 80/150/250/500

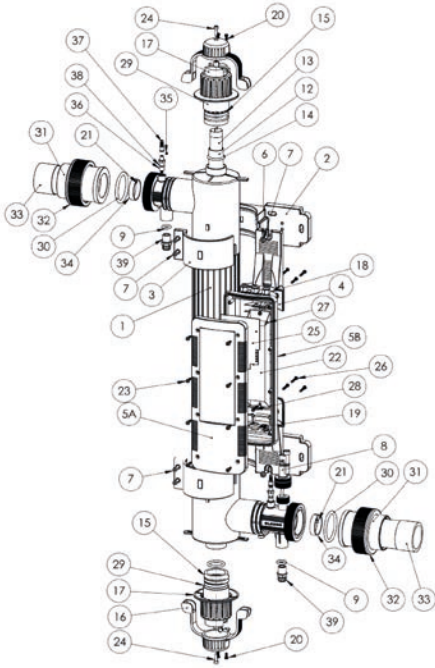
N°	GC CODE	REF	DESCRIPTION
1	7120676012	92002	Replacement UN-C lamp 120W LL
1	7120676035	92000	Replacement UN-C lamp 350W LL
1	7120676060	92001	Replacement UN-C lamp 600W LL
2	7120676071	92052	Quartz sleeve AOP 150/250/300
2	7120676073	92054	Quartz sleeve AOP 80
/	7120676072	92053	Temperature sensor safety
/	7120676074	92055	Temperature sensor with dump valve
/	1610711031	92050	Flowmeter M355 d40mm 250 - 2500l/h
/	1610711033	92051	Flowmeter M355 d50mm 600 - 6000l/h

WATERCO SALTWATER CHLORINATOR

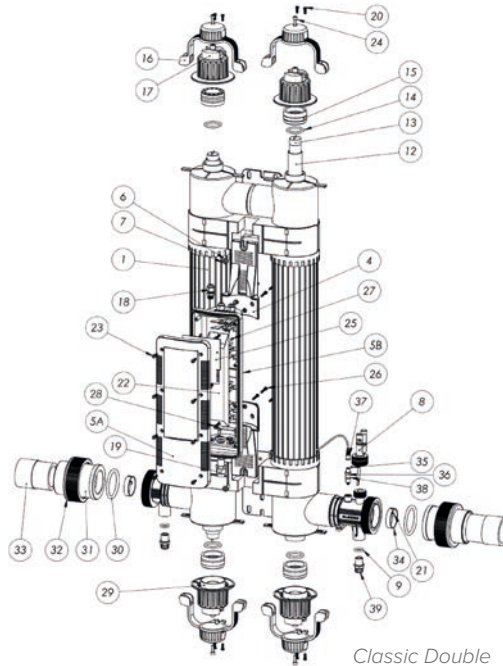


HYDROCHLOR-PRE 2018

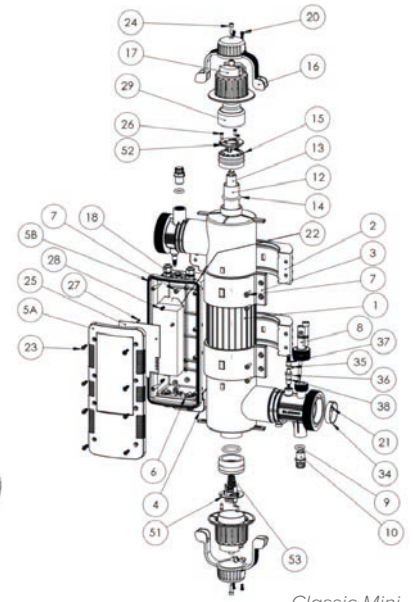
N°	GC CODE	REF	DESCRIPTION
1	6497240005		Half union
2	7197671066		20A, 25A & 30A cell housing
3	7197671070		20A cell plate assembly, 3 pin
3	7197671074		30A cell plate assembly, 3 pin



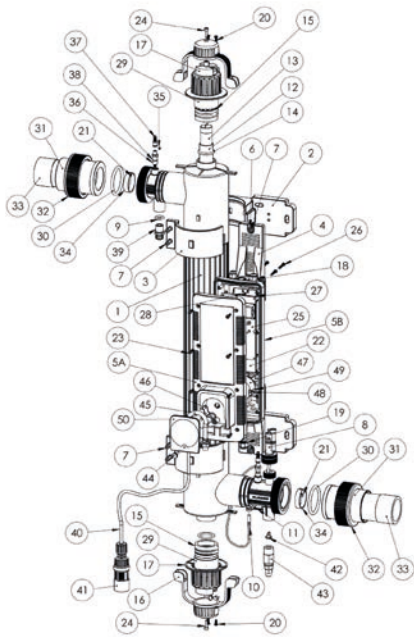
Classic Single



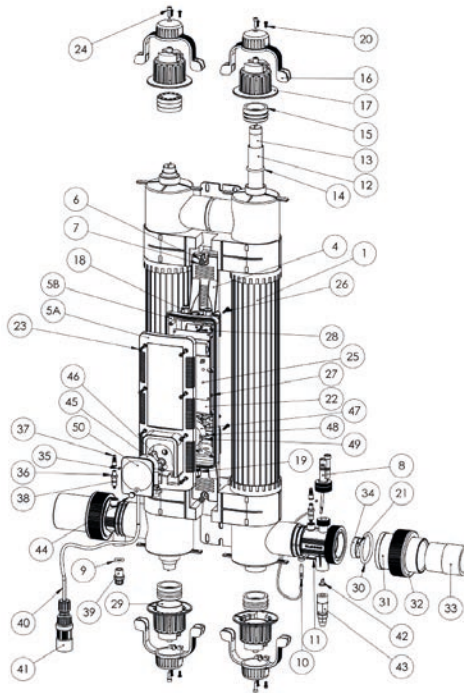
Classic Double



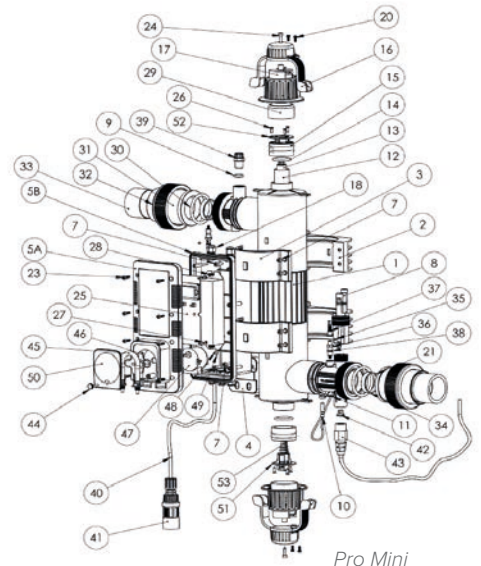
Classic Mini



Pro Single



Pro Double



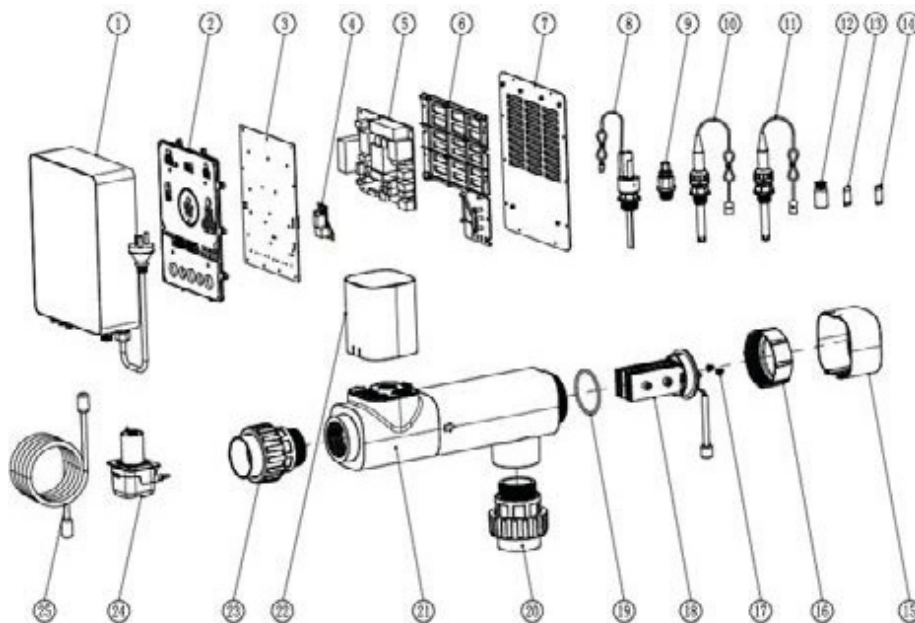
Pro Mini

N°	GC CODE	REF	DESCRIPTION
1	7128676006	SP-UV-B-Q-35	Replacement body assembly (Mini model)
1	7128676007	SP-UV-B-Q-65	Replacement body assembly (Single model)
1	7128676008	SP-UV-B-Q-130	Replacement body assembly (Double model)
2	7128676009	Z-IM-UV-ST-RB	Rear mounting bracket
3	7128676010	Z-IM-UV-ST-FB	Front mounting bracket
4A	7128676011	Z-IM-UV-M-WMB	Wall mounting bracket (Mini model)
4B	7128676012	Z-IM-UV-ENC-B	Enclosure bracket (Single & Double models)
5A	7128676407	Z-IM-UV-M-FC	Front cover (Mini model)
5A	7128676408	Z-IM-UV-FC	Front cover (Single & Double models)
5B	7128676409	Z-MIS-UV-M-ENC	Rear enclosure (Mini model)

ELECR QUANTUM

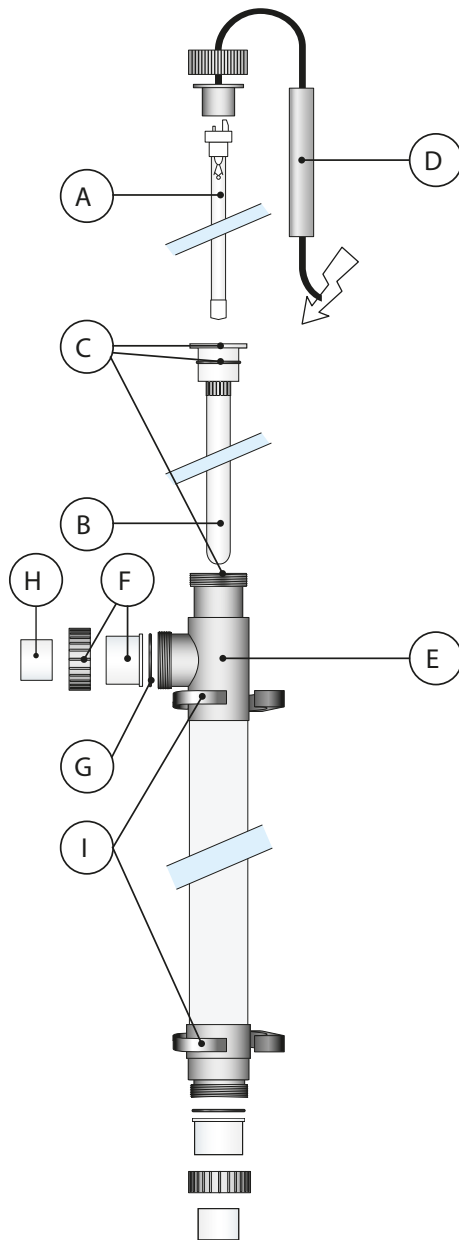
N°	GC CODE	REF	DESCRIPTION
5B	7128676410	Z-MIS-UV-ENC-N	Rear enclosure (Single & Double models)
6	7128676040	Z-FIX-M5FCW	M5 flat form C washer A2
7	7128676044	Z-FIX-M4.8x19STS-SC	POD fixing screw
8	7128676045	SP-107-UV-B	Flow switch (Mini & Double models)
8	7128676046	SP-107-UV-A	Flow switch (Single model)
9	7128676047	Z-ORS-UV-T-PIECE	Blanking cap O-ring seal
12	7128676055	SP-UV-QS-30	Quartz sleeve (Mini model)
12	7128676056	SP-UV-QS	Quartz sleeve (Single & Double models)
13	7128676030	SP-UV-LAMP-30	UV lamp (Mini model)
13	7128676050	SP-UV-LAMP-EL	UV lamp (Single & Double model)
14	7128676100	SP-UV-ORS	Quartz sleeve O-ring seal
15	7128676101	SP-UV-LNUT	Quartz sleeve locking nut
16	7128676308	Z-IM-UV-LH-CLIP	UV lamp holder clip
17	7128676309	Z-IM-UV-LH-CAP	UV lamp holder hard cap
18/19	7128676310	Z-CON-PG7BK	PG7 entry gland
20/26/28	7128676227	Z-FIX-M4x14	Lamp lead clamp / Ballast / Bracket pozi pan screw
21	7128676228	Z-FIX-M5HEX	Current collector hex nut
22	7128676221	SP-UV-BB-30	Electronic ballast (Mini model)
22	7128676222	SP-UV-BB-55	Electronic ballast (Single model)
22	7128676223	SP-UV-BB-110	Electronic ballast (Double model)
23	7128676224	Z-FIX-M4x16-SC-ST	Enclosure fixing screw
24	7128676044	Z-FIX-M4.8x19STS-SC	Lamp holder clip screw
25	7128676307	SP-PCB-UV-DV	Maintenance timer PCB (Classic & Mini models)
25	7128676306	SP-PCB-UV-PRO	Maintenance timer PCB (Pro Single & Double models)
27/48	7128676311	Z-FIX-M3x8-BLK	PCB fixing screw
29	7128676229	SP-UV-LS	Lamp lead connection (Mini model)
29	7128676230	SP-UV-LLL-S	Lamp lead connection (Single & Double model)
30	7128676312	SP-122-ORS	Large union O-ring seal
31/32	7128676313	SP-122	Union socket & nut 2"/63mm
33	7128676314	SP-UV-R	Union socket & nut 2"/63mm
34	7128676315	Z-TUB-SS44.5X10	Stainless steel ring
35	7128676316	Z-FIX-M4X4GS	Current collector grub screw
36	7128676317	Z-UV-CC-PIN	Current collector pin (316 S/S)
37	7128676318	Z-UV-CC-RB	UV current collector rubber boot
38	7128676319	Z-ORS-UV-CC	UV current collector O-ring
39	7128676320	Z-IM-UV-BP	UV blanking plug
40	7128676321	Z-DP-PCVH	Suction tubing
41	7128676322	Z-DP-FS	Foot valve strainer assembly (Pro models)
42	7128676323	SP-UV-DP-RDV	Rubber lip valve (Pro models)
43	7128676324	SP-UV-DP-PA	Dosing port assembly (Pro models)
44	7128676325	Z-DP-CF-TEC	Dosing pump front cover screw (Pro models)
45	7128676326	SP-DP-ST-TEC	Dosing tube assembly (Pro models)
46	7128676327	SP-DP-PR-TEC	Dosing pump roller assembly (Pro models)
47	7128676328	SP-DP-M-TEC	Dosing pump motor (Pro models)
48	7128676311	Z-FIX-M3X8-BLK	Dosing pump motor screw (Pro models)
49	7128676330	Z-FIX-M3LW	Dosing pump motor washer (Pro models)
50	7128676331	Z-DP-FCC-TEC	Dosing pump front cover (Pro models)
51	7128676231	Z-SMW-UV-LRC-C	Mini UV lamp retaining cap - closed
52	7128676232	Z-SMW-UV-LRC-O	Mini UV lamp retaining cap - open
53	7128676233	Z-UV-M-S	Mini UV spring

MISTER PURE FULL INVERTER SALT CHLORINATOR



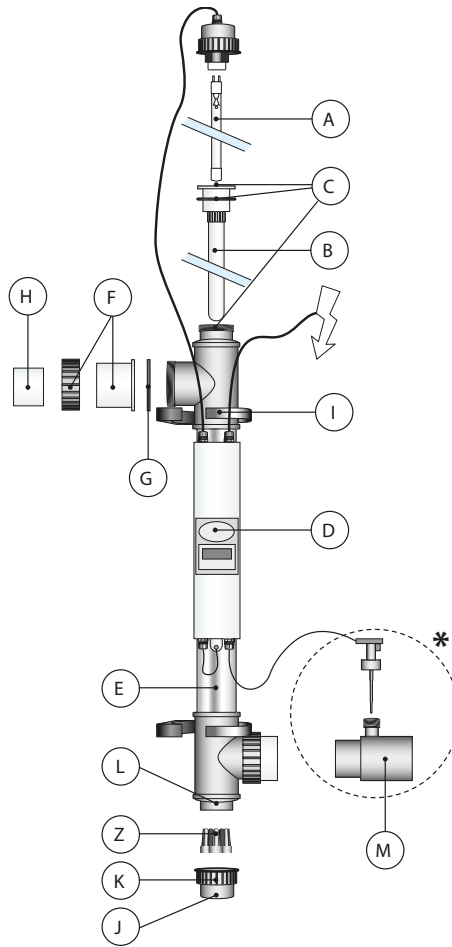
N°	GC CODE	REF	DESCRIPTION
1		1224010100029	Controller Shell
2		1224010100002	PCP board bracket
3		2003120100004	Display board
4		2003120200001	Relay board
5		1204021600002	Power board
6		1224010100004	Isolation board
7		1224020100001	Back cover
8		2001250300002	Flow switch
9	3023070169	2004080300006	Check valve
10	3023070260	1204030100030	ORP probe kit
11	3023070153	2004080800002	pH probe + kit (without TEMP)
	3023070149	2004080800001	pH probe + kit (with TEMP)
12		1306010800003	ORP buffer solution (468mV)
13	3023070151	1306010800001	pH buffer solution (7.0)
14	3023070152	1306010800002	pH buffer solution (10.0)
15		1224010100028	Electrolysis cell decorative cover
16		1224010800007	Electrolysis cell end cap
17		1206010300037	Screw nut
18		2004080200031	Cell electrode kit - MPS14
	3023070208	200408020042	Cell electrode kit - MPS22
		2004080200035	Cell electrode kit - MPS30
	3023070207	200408020044	Cell electrode kit - MPS34
19		1206020100054	O-ring
20+23	3023070157	2004080600002	Water union kit - 63mm
	3023070158	2004080600007	Water union kit - 60.3mm
	3023070159	2004080600006	Water union kit - 50mm
	3023070160	2004080600008	Water union kit - 48.3mm
21		1224010400003	Electrolysis cell - electro one cell
22		1224010100027	Probe cell decorative cover
24		2004080400009	In-built eoser kit
25		1204010100174	Cell power cable

BLUE LAGOON UV-C SALTWATER



N°	GC CODE	REF	DESCRIPTION
A	7118676620	B280006	Philips smart cap lamp 40 watt
	7118676630	B280005	Philips smart cap lamp 75 watt
	7118676610	F980068	Lamp 40 watt, length 365mm
B	3003060084	QG020	Quartz glass VSC 933 x 28.5 mm 40/75W AM
	3003060107	QG018	Quartz glass VSC 400 x 25 mm 16/40W AM
C	3003069990	E800912	O-ring for quartz sleeve (3 pieces)
D	3003060089	EP040019	Electrics for saltwater UV-C 40 watt
	3003060090	EP075015	Electrics for saltwater UV-C 75 watt
	3003060091	EP040021	Electrics for saltwater 40 watt short
E	On demand	B910002ZW	Housing for saltwater 40/75 watt
	On demand	B910004ZW	Housing for Blue Lagoon salt water 40 watt short
F	3003065550	B915000	3-way connection 63mm (2 pieces)
G	3003069987	E800941	O-ring for 3-way connection (2 pieces)
H	3003060037	F990115	Reduction piece 1.5" female threaded x 63 out 50 in ABS
I	3003060030	B290006	Installation grip 75 mm for Blue Lagoon saltwater UV-C

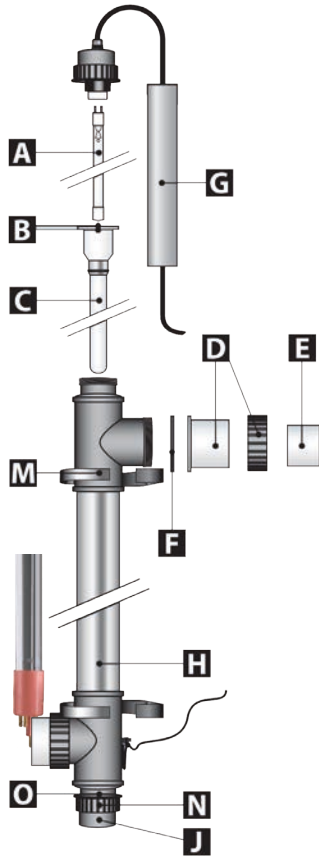
BLUE LAGOON UV-C TIMER



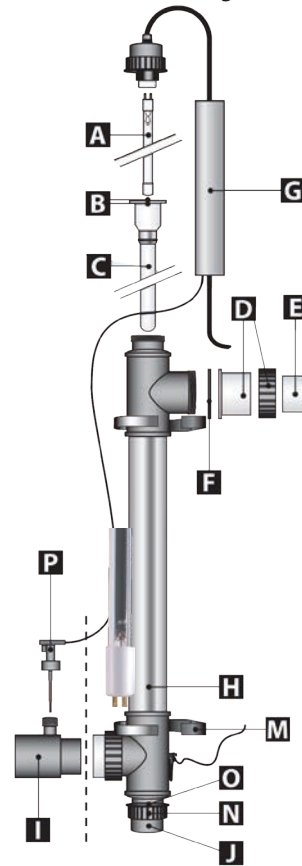
N°	GC CODE	REF	DESCRIPTION
A	7118676503	E800901P	Lamp TUV 36T5 4P-SE (40 Watt)
	7118676505	E800902P	Lamp TUV 36T5 HO 4P-SE (75 Watt)
	7118676507	E800904	Lamp TUV 130 Watt 4P-SE amalgam
B	3003060009	QG015	Quartz glass VSC 933 x 25 mm 40/75/80W AM
	3003061344	QG012	Quartz glass VSC 920 x 30 mm 130 / 140W AM
C	3003069990	E800912	O-Ring for quartz sleeve (3 pieces)
D	3003060092	EP040004	Electrics for Blue Lagoon Timer UV-C 40 Watt
	3003060093	EP075006	Electrics for Blue Lagoon Timer UV-C 75 Watt
	3003060094	EP130006	Electrics for Blue Lagoon Timer UV-C 130 Watt with flow switch
E	3003060052	B212003	Housing for Blue Lagoon Timer UV-C 40/75 Watt
	3003061343	B910003	Housing for Blue Lagoon Timer UV-C amalgam 130 Watt
F	3003065550	B915000	3-way connection 63mm (2 pieces)
	3003060027	E800944	3-way connection size USA/UK (60,5 mm) (2 pieces)
G	3003069987	E800941	O-ring for 3-way connection (2 pieces)
H	3003060037	F990115	Reduction piece 1 1/2" female threaded x 63 out 50 in ABS
I	3003060030	B290006	Installation grip 75 mm for Blue Lagoon Timer UV-C
J	3003060105	F990009	End cap 40/75 Watt
	On demand	F990010	End cap amalgam 130 Watt
K	3003060187	B290010	Nut for end cap Blue Lagoon Timer UV-C
L	3003060189	3902110	O-ring for end cap Blue Lagoon Timer UV-C
M	3003060053	B290020	Reduction piece 63/63 3/4" screw-thread for flow switch (only for 130 Watt amalgam *)
	3003060054	B290021	Reduction piece 60,3/60,3 3/4" screw-thread for flow switch (only for 130 Watt amalgam *)
Z	On demand	F990954	Quartz glass - stabilizer 25-30mm POM black

UV-C STERILIZER

UV-C Tech 16 - 50 - 75W

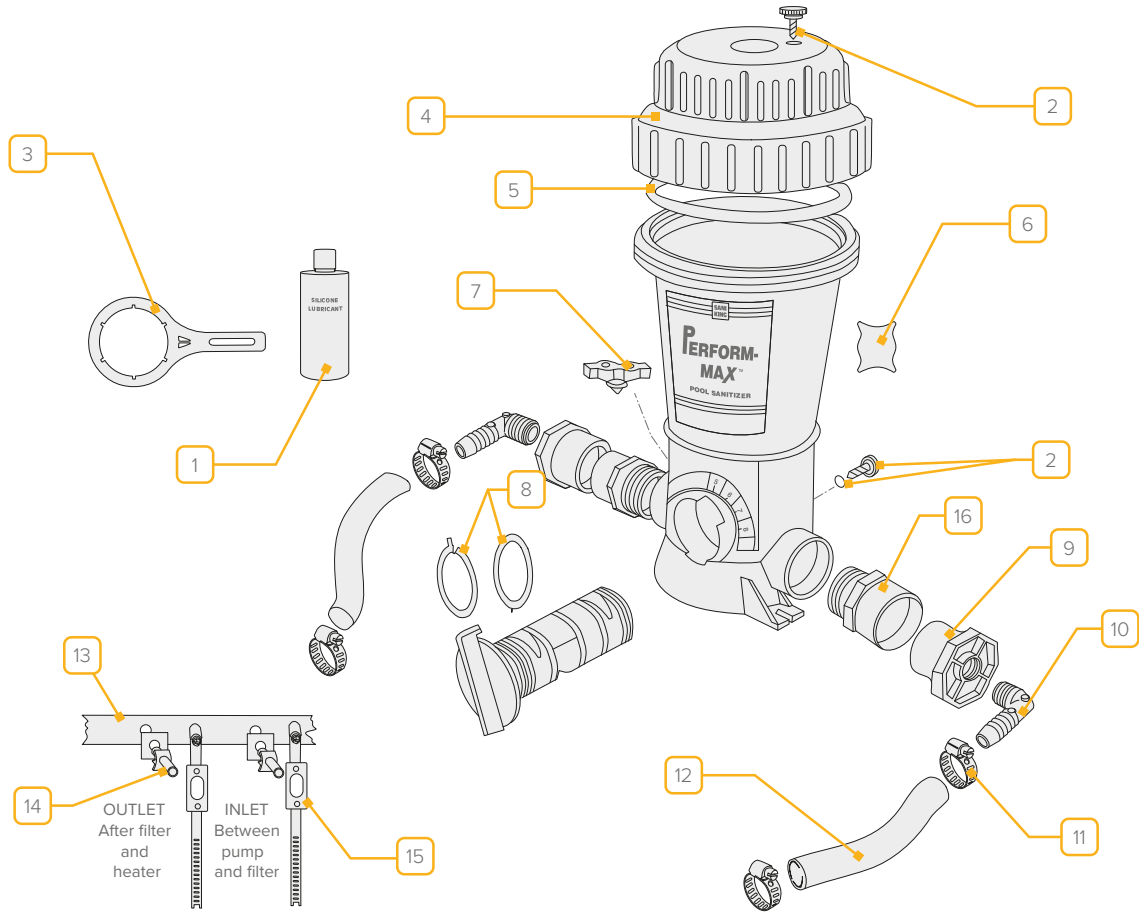


UV-C Tech Amalgam



N°	GC CODE	REF	DESCRIPTION	QTY
A	7118676500	F980065	Lamp 16 Watt for Blue Lagoon UV-C tech red	1
	7118676502	F980002	Lamp 40 Watt for Blue Lagoon UV-C tech red	1
	7118676504	F980004	Lamp 75 Watt for Blue Lagoon UV-C tech red	1
	7118676507	E800904	Lamp light sources 130 Watt amalgam white	1
*	7118676505	E800902	Old lamp TUV 36T5 HO 4P-SE (75 Watt) white	1
B	3003069990	E800912	O-ring for quartz sleeve	3
C	3003060107	QG018	Quartz glass sleeve 16 Watt Tech	1
	3003060009	QG015	Quartz tube UV-C tech / timer 40 & 75Watt	1
	3003061344	QG012	Quartz glass sleeve UV-C amalgam 130 Watt	1
D	3003065550	B915000	3-way connection 63mm	2
	3003060027	E800944	3-way connection size USA / UK (60.5 mm)	2
E	3003060037	F990115	Reduction piece 1.5" wire x 63out 50in ABS	1
F	3003069987	E800941	O-ring for 3-way connection	2
G	3003060011	EP040011	Electrical ballast for UV-C Tech 16/40W	1
	3003060015	EP075014	Electrical ballast for UV-C Tech 75 W	1
	3003060088	EP130009	Electrical for Blue Lagoon New Tech 130W+flow switch	1
H	3003060031	B910000	Housing for Blue Lagoon UV-C Tech 16 Watt	1
	3003060032	B910002	Housing for Blue Lagoon UV-C Tech 40&75 Watt	1
	3003061343	B910003	Housing for Blue Lagoon UV-C Amalgam 130 Watt	1
J	3003060034	F990009	End cap	1
	3003060035	F990010	End cap Blue Lagoon UV-C Amalgam	1
M	3003060030	B290006	Installation grip 75 mm for Blue Lagoon UV-C Tech	1
N	3003060187	B290010	Nut t.b.v. end cap Blue Lagoon UV-C Tech	1
O	3003060189	3902110	O Ring 59.99 x 2.62 Blue Lagoon	1

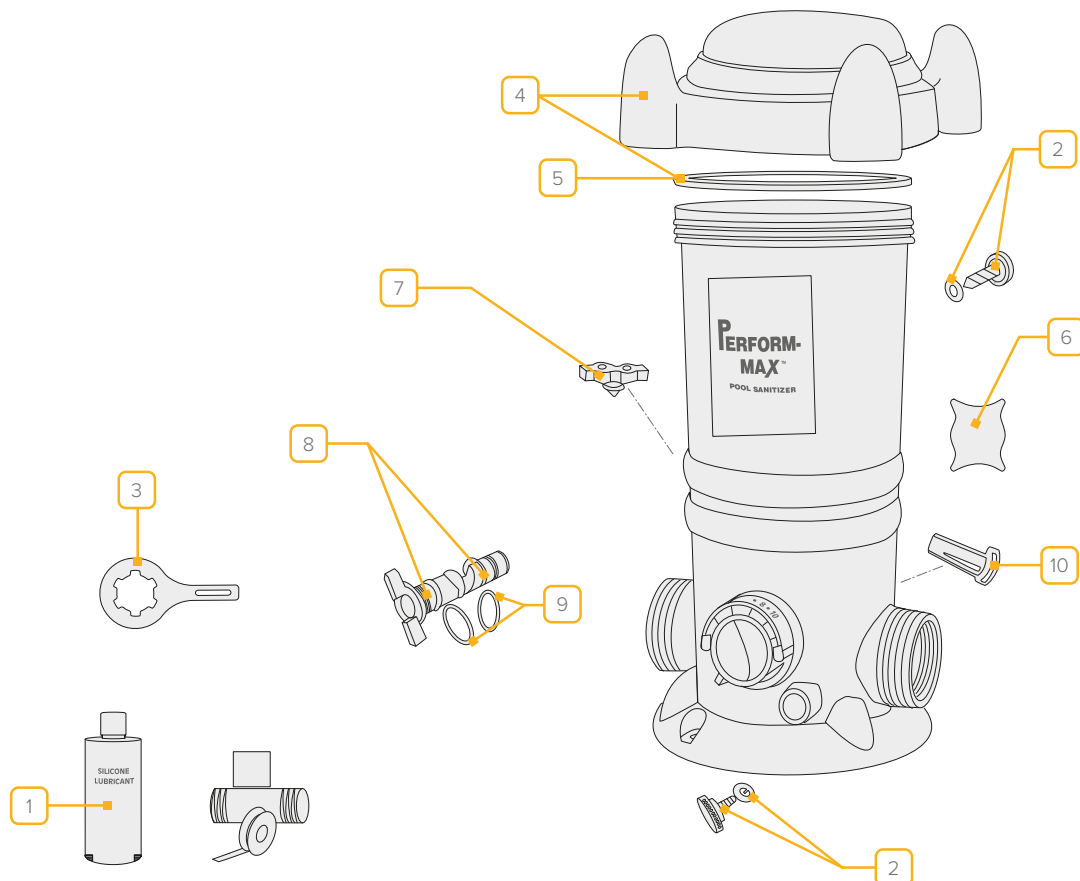
PERFORM-MAX CHEMICAL FEEDER



IN-GROUND - 940 & 960 MODELS

N°	GC CODE	REF	DESCRIPTION
2	7167640050		Air vent & O-ring
3	7167640056		Control dial tool
4, 5	7167640065		Lid & O-ring with air vent
5	7167640068		Lid O-ring
6	7167640143		Mesh screen
7	7167640224		Pressure relief valve
8	7167640230		Control dial O-ring set
9	7167640248		960 bushing 2" x 1/2"
10	7167640296		960 90° elbow - 1/2"
11	7167640302		960 small clamp
12	7167640314		960 PVC tubing - 6'
13	7167640320		960 venturi scoop (2 required)
14	7167640326		960 scoop gasket
15	7167640332		960 scoop clamp

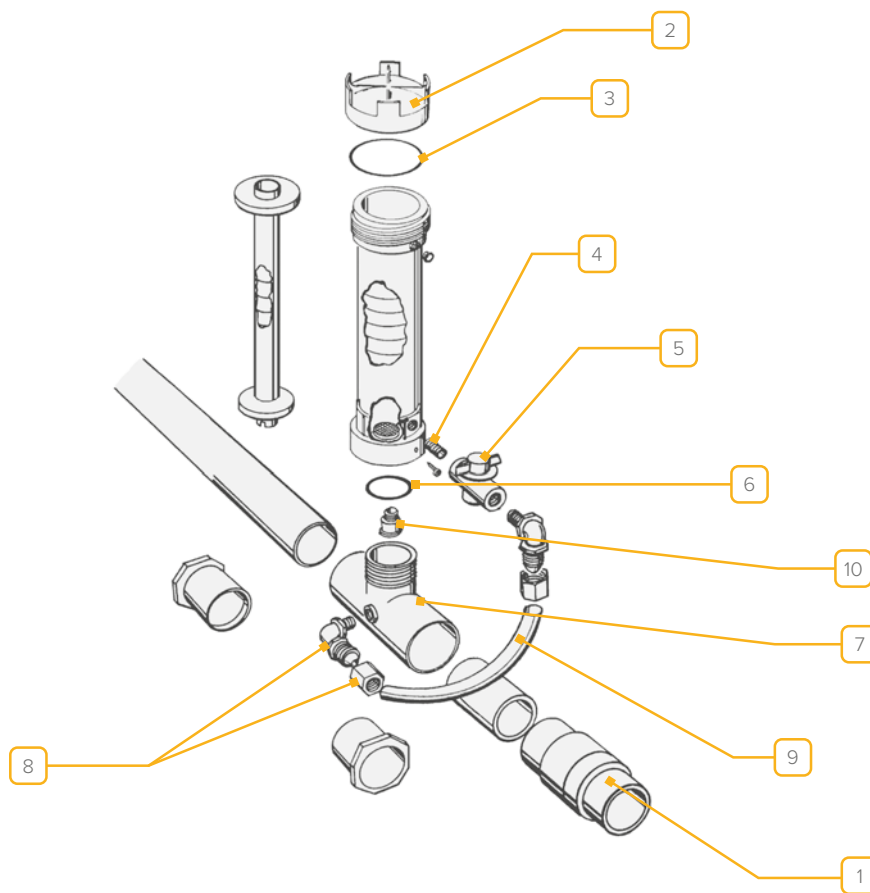
PERFORM-MAX CHEMICAL FEEDER



ABOVE-GROUND - 910, 920 & 930 MODELS

N°	GC CODE	REF	DESCRIPTION
2	7167640050		Air vent & O-ring
3	7167640054		Control dial tool
5	7167640069		Lid O-ring
6	7167640143		Mesh screen
7	7167640224		Pressure relief valve
8, 9	7167640232		Control dial & O-ring (pre 2005)
8, 9	7167640233		Control dial & O-ring (post 2005)
9	7167640234		Control dial O-ring
N/A	7167640296		930 90° elbow - ½"
N/A	7167640302		930 small clamp
N/A	7167640314		930 PVC tubing - 6'
N/A	7167640320		930 venturi scoop (2 required)
N/A	7167640326		930 scoop gasket
N/A	7167640332		930 scoop clamp

RAINBOW CHEMICAL FEEDER



320C & 330C

N°	GC CODE	REF	DESCRIPTION
1	1605695215		Non-return valve 1½"-2"
2	7172640062		Threaded lid - 3"
3	7172640068		Lid O-ring - 3"
4	7172640266		Connecting nipple - ½" MPT
5	7172640272		Control valve - ½"
6	7172640284		Diverter tee O-ring
7	7172640290		Diverter tee
8	7172640296		Elbow complete with compression nut ½" NPT 5/8"
9	7172640314		Short black plastic tube - 190 mm
9	7172640316		Long black plastic tube - 450 mm
10	7172640379		Check valve

KUNTZE
INSTRUMENTS



T: 01788 4

NEON POOL CONTROLLER

AUTOMATIC SENSOR CLEANING



01788 422060

12

DOSING & CHEMICAL CONTROL

Temperatu
& Flow

KUNTZE

Code: 3

Max. Pressur
Temperature:



THE APPROVED
INSTALLER OF THIS
EQUIPMENT WAS:

Kuntze UK

For Technical Support Please

01788 422050

Or e-mail us at:

info@kuntze.co.uk

www.kuntze.co.uk

STABIFLOW®

FILTER



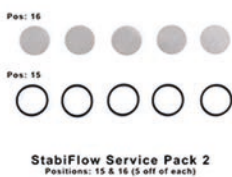
KUNTZE DOSING



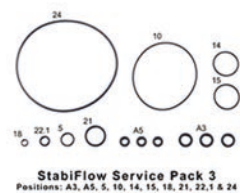
7148679070



7148679106



7148679107

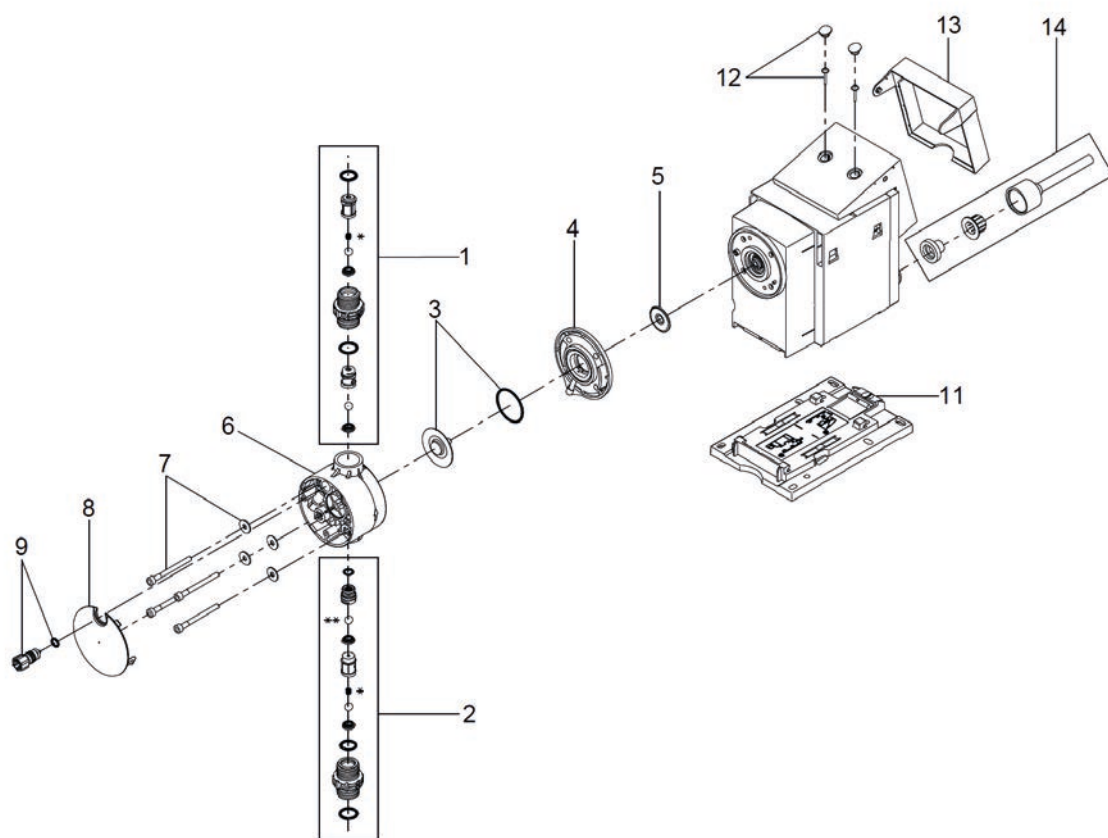


7148679108



7148679111

N°	GC CODE	REF	DESCRIPTION
N/A	7148679003		Kuntze GDX 350µm bowl filter ¼" female c/w ¼" hex nipple
N/A	7148679005		Kuntze GDX 350µm bowl filter ¼" female c/w ¼" hex nipple & elbow
N/A	7148679020		Kuntze replacement 350µm filters for bowl filter (5Pk)
N/A	7148679070		StabiFlow argon connection kit standard
N/A	7148679106		StabiFlow service pack 1 (Pos: 6/7/8/10/11/12)
N/A	7148679107		StabiFlow service pack 2 (Pos: 14/15/16)
N/A	7148679108		StabiFlow service pack 3 (Pos: 24/21/18/15/14/10/5/A5/A3)
N/A	7148679111		StabiFlow service pack 4 (Pos:13/14/17/18/19)
N/A	7148679113		StabiFlow service pack 5 (Pos: 20/21/22/22.1/23)



N°	GC CODE	REF	DESCRIPTION
1-9	7135678133	97751181	DDE 6-10 complete dosing head
1-9	7135678136	97751217	DDE 15-4 complete dosing head
1-2	7135678014	97751629	DDE 6-10 valve Kit
1-2	7135678017	97751647	DDE 15-4 valve kit
9	7135678050	97790989	DDE deaeration valve
8	7135678140	97790967	DDE dosing head cover
3	7135678370	97751707	DDE 6-10 diaphragm kit
3	7135678372	97751708	DDE 15-4 diaphragm kit
1,2,3,7	7135678700	97751479	DDE 6-10 service kit (suction valve, discharge valve & diaphragm)
1,2,3,7	7135678703	97751497	DDE 15-4 service kit (suction valve, discharge valve & diaphragm)
N/A	7135680103	97691903	DDE hose connection kit with union nut
N/A	7135680115	96727434	DDE suction line PVC hose 3m 9x12mm
N/A	7135680117	96705657	DDE discharge line PE hose 6m 9x12mm
N/A	7135680244	96441192	DDE PE tubing 10m roll 6x9mm
N/A	7135680260	96701733	DDE vent line PVC 3m 4x6mm
N/A	7135680349	98070951	Installation kit foot valve FV-NL-G5/8 PE/V, E/C U2
N/A	7135680359	95730912	Installation kit injection unit FKM 16 PVC/V/C 4U2-20/100
N/A	7135680360	98165354	Injection valve (set of 2 valves)

WATERSENS / ASIN AQUA HOME



N°	GC CODE	REF	DESCRIPTION
1	2164680070	12052	CLF probe (Discount group L)
2	2164680065	12016	Redox probe (Discount group L)
3	2164680060	12012	pH probe (Discount group L)
4	3016010091	12006	Measuring water valve 1/4"
5	3016010092	12005	Injection valve
6	3016010069	13087	Injection valve flap
7	3016010079	12023	Suction tube weight
8	3016010236	12106-1	Electronic flow detector with filter (screw fit)
9	3016010167	12106	Electronic flow detector with filter (speed fit)
10	3016010177	13016	Speedfit 1/4" upper to connect measuring water to ASIN AQUA
11	3016010166	13048	Speedfit 1/4" Lower for the filter of measuring water
12	3016010238	13035	Float indicator for flow detector
13	3016010304	13190-1	Replacement filter cartridge with fittings & seal for flow detector 2023
14	3016010234	13191-1	Filter seal for flow detector 2023
15	3016010084	12095	Replacement filter cartridge
16	3016010111	13013	Probe housing
17	3016010276	13019	Probe sump holder
18	3016010112	12093	PP60 peristaltic pump (Discount group L)
19	3016010067	13024	PP60 peristaltic pump cartridge (Discount group L)
20	3016010127	13026	PP60 peristaltic pump motor

N°	GC CODE	REF	DESCRIPTION
21	3016010101	13008	PP60 peristaltic pump nuts (pack of 2)
22	3016010103	13025	PP60 peristaltic pump fitting tube
23	7164678060	12073	PP60 peristaltic pump tube set
24	3016010187	13037	PP60 peristaltic pump rotor
25	3016010240	13141	ASIN AQUA Home, ASIN AQUA Oxygen - main PCB. Specify if replacement is needed for unit with or without VS pump module. VS pump module included in units from 2021 onwards.
26	3016010262	13144	ASIN Aqua SALT, HOME, OXYGEN, PROFI - display PCB with display - It is necessary to specify you need a PCB with software for ASIN AQUA Home. Specify if replacement is required for unit with or without VS pump module. VS pump module included in units 2021 onwards.

WATERSENS / ASIN AQUA NET



N°	GC CODE	REF	DESCRIPTION
1	2164680070	12052	CLF probe (Discount group L)
2	2164680065	12016	Redox probe (Discount group L)
3	2164680060	12012	pH probe (Discount group L)
	3016010104	120781	Electrolyte for CLF probe (Discount group L)
4	3016010091	12006	Measuring water valve 1/4"
5	3016010092	12005	Injection valve
6	3016010069	13087	Injection valve replacement flap
7	3016010079	12023	Suction tube weight
8	3016010236	12106-1	Electronic flow detector with filter (screw fit)
9	3016010167	12106	Electronic flow detector with filter (speed fit)
10	3016010177	13016	Speedfit 1/4" upper to connect measuring water to ASIN AQUA
11	3016010166	13048	Speedfit 1/4" lower for the filter of measuring water
12	3016010238	13035	Float indicator for flow detector
13	3016010304	13190-1	Replacement filter cartridge with fittings & seal for flow detector 2023
14	3016010234	13191-1	Filter seal for flow detector 2023
15	3016010084	12095	Replacement filter cartridge
16	3016010237	13357	Sensor for flow detector 2023
17	3016010111	13013	Probe housing
18	3016010276	13019	Probe sump holder
19	3016010112	12093	PP60 peristaltic pump
20	3016010067	13024	PP60 peristaltic pump cartridge (Discount group L)

N°	GC CODE	REF	DESCRIPTION
21	3016010127	13026	PP60 peristaltic pump motor
22	3016010101	13008	PP60 peristaltic pump nuts (set of 2)
23	3016010103	13025	PP60 peristaltic pump fittings
24	7164678060	12073	PP60 peristaltic pump tubefittings
25	3016010187	13037	PP60 Rotor
26	3016010277	13258	Probe holder set (replacement for spare back cover ASIN AQUA, ASIN AQUA NET 2016)
27	3016010230	13361-1	ASIN Aqua NET 2016/2022 - display PCB with display
28	7164678062	13259-1	Spare front cover ASIN AQUA, ASIN AQUA NET 2025
29	3016010302	13258-2	Spare back cover ASIN AQUA, ASIN AQUA NET 2025
30	3016010243	13116-1	ASIN Aqua NET 2022 - main PCB
	7164678061	13361-2	ASIN AQUA Net display PCB with display2025

WATERSENS / ASIN AQUA SALT



N°	GC CODE	REF	DESCRIPTION
1	2164680070	12052	CLF probe (Discount group L)
2	3016010261	12113	Redox probe for salt (Discount group L)
3	2164680060	12012	pH probe (Discount group L)
4	3016010091	12006	Stop valve
5	3016010092	12005	Injection valve
6	3016010069	13087	Injection valve flap
7	3016010079	12023	Suction tube weight
8	7164678205	13326-1	Electronic flow detector with filter and salinity sensor
9	7164678206	13367	Flowmeter cable for salinity
10	7164678207	13326	Electronic flowmeter with filter and salinity sensor
11	3016010213	13264	Filter with salinity sensor
12	7164678208	13261	Salinity measuring unit D 50mm
13	3016010177	13016	Speedfit 1/4" upper to connect measuring water to ASIN AQUA
14	3016010166	13048	Speedfit 1/4" lower for the filter of measuring water

N°	GC CODE	REF	DESCRIPTION
15	3016010238	13035	Float indicator for flow detector
16	3016010304	13190-1	Replacement filter cartridge with fittings & seal for flow detector 2023
17	3016010234	13191-1	Filter seal for flow detector 2023
18	3016010084	12095	Replacement filter cartridge
19	3016010237	13357	Sensor for flow detector 2023
20	3016010111	13013	Probe housing
21	3016010276	13019	Probe sump holder
22	3016010209	12163	TE-25 electrode (replaces TE-15) with cable & socket
23	3016010203	12202	TE-25 electrolyzer
24	3016010204	12162	TE-25 electrode only
25	3016010206	12124	TE-25 electrode cover
26	3016010207	13274	TE-25 electrode fitting seal
27	3016010210	12159	TE-25 cable with connector
28	3016010212	13262	Connecting cable ASIN AQUA S to ASIN Salt
29	3016010112	12093	PP60 peristaltic pump
30	3016010067	13024	PP60 peristaltic pump cartridge
31	3016010127	13026	PP60 peristaltic pump motor
32	3016010101	13008	PP60 peristaltic pump nuts (pack of 2)
33	3016010103	13025	PP60 peristaltic pump fitting tube
34	7164678060	12073	PP60 peristaltic pump tube set
35	3016010187	13037	PP60 peristaltic pump rotor
36	3016010292	13142	ASIN AQUA SALT - main PCB - Specify if you need replacement for unit with or without VS pump module. VS pump module included in units from 2021 onwards.
37	3016010262	13144	ASIN Aqua SALT, HOME, OXYGEN, PROFI - display PCB with display - when ordering specify if you need a PCB with software for ASIN AQUA Salt. Specify if replacement is required for unit with or without VS pump module. VS pump module included in units 2021 onwards.

WATERSENS / ASIN AQUA SALT



42



43



44



45



46



47



48



49



50



51

N°	GC CODE	REF	DESCRIPTION
42	3016010251	KIT 1	Annual maintenance kit Watersens NET pH/CLF
43	3016010252	KIT 2	Annual maintenance kit Watersens Home pH/CLF
44	3016010253	KIT 3	Annual maintenance kit Watersens Home pH/redox
45	3016010254	KIT 4	Annual maintenance kit Watersens NET pH/redox
46	3016010255	KIT 5	Bi-annual maintenance kit Watersens Home pH/CLF
47	3016010256	KIT 6	Bi-annual maintenance kit Watersens NET pH/CLF
48	3016010257	KIT 7	Bi-annual maintenance kit Watersens NET/Home pH/redox
49	3016010258	KIT 8	Bi-annual maintenance + repair kit Watersens NET/Home pH/CLF incl. CLF probe
50	3016010259	KIT 9	Bi-annual maintenance + repair kit Watersens NET/Home pH/redox
51	3016010260	KIT 10	Repair kit Watersens NET/Home pH/redox & pH/CLF

GC CRYSTAL DOSING

PROBES

N°	GC CODE	REF	DESCRIPTION
N/A	2118680050		Closed amperometric chlorine probe, free chlorine 0-20mg/L, 0.5 bar max
N/A	7118680060		Amperometric chlorine probe membrane cap
N/A	7118680070		Amperometric chlorine probe electrolyte gel

ELECTRODES

N°	GC CODE	REF	DESCRIPTION
N/A	2118680060		pH electrode 0.8m cable
N/A	2118680065		ORP electrode 0.8m cable

TUBING

N°	GC CODE	REF	DESCRIPTION
N/A	2118680203		PVC 4 mm ID x 6 mm OD 25 m coil
N/A	2118680213		PE 4 mm ID x 6 mm OD 30 m coil
N/A	2118680221		PVDF 4 mm ID x 6 mm OD 10 m coil
N/A	2118680223		PVDF 4 mm ID x 6 mm OD 30 m coil
N/A	2118680243		PE 6 mm ID x 8 mm OD 30 m coil

INJECTORS

N°	GC CODE	REF	DESCRIPTION
N/A	7118680150		Standard injector 1/2" BSPM & 4 x 6 mm hose connection
N/A	7118680160		Double junction injector 1/2" BSPM & 4 x 6 mm hose connection
N/A	7118680170		Withdrawable injector 1/2" BSPM & 4 x 6 mm hose connection
N/A	7118680295		Withdrawable injector tip

GENERAL SPARES

N°	GC CODE	REF	DESCRIPTION
N/A	7118680193		Particle filter, white cartridge only - 127 mm/5"
N/A	7118680198		Pre-filter bowl - 127 mm/5"
N/A	7118680205		Blue sheathing 15 m coil
N/A	7118680215		Red sheathing 15 m coil

DWXPP

N°	GC CODE	REF	DESCRIPTION
N/A	7118678250		Maintenance kit
N/A	7118678350		Foot valve with low level probe
N/A	7118678370		Diaphragm

PVDF - DFX 75/+75 4 MM X 6 MM CONNECTIONS

N°	GC CODE	REF	DESCRIPTION
N/A	7118678230		Maintenance kit
N/A	7118678301		Pump head complete
N/A	7118678349		DFX75 foot valve
N/A	7118678350		DFX + 75 foot valve with low level probe
N/A	7118678370		Diaphragm

GC CRYSTAL DOSING

HIGH LFLOW - DFX 218/+218 MM X 8MM CONNECTIONS

N°	GC CODE	REF	DESCRIPTION
N/A	7118678243		Maintenance kit for foot mounted pump
N/A	7118678312		Pump head complete for foot mounted pump
N/A	7118678357		Foot valve with low level probe
N/A	7118678378		Diaphragm

PERISTALTIC DOSING SYSTEMS ONLY

N°	GC CODE	REF	DESCRIPTION
N/A	7118678257		Pump head kit
N/A	7118678264		Pump tubing

PERISTALTIC PUMP

N°	GC CODE	REF	DESCRIPTION
N/A	7118678257		Roller
N/A	7118678273		Santoprene tubing 6 L/h 1 Bar
N/A	7118678274		Santoprene tubing 4 L/h 3 Bar NEW
N/A	7118678268		Complete hose + roller holder NEW

HOSE HOLDING KITS

N°	GC CODE	REF	DESCRIPTION
N/A	7118680302		½" thread - 4 mm ID x 6 mm OD tubing
N/A	7118683303		½" thread - 6 mm ID x 8 mm OD tubing
N/A	7118680304		½" thread - ¾" tubing
N/A	7118680306		¾" thread - ¾" tubing
N/A	7118680310		¾" thread - ¼" tubing
N/A	7118680314		¾" thread - 4 mm ID x 6 mm OD tubing
N/A	7118680318		¾" thread - 6 mm ID x 8 mm OD tubing

STENNER DOSING



STENNER PARTS

N°	GC CODE	REF	DESCRIPTION
1	3034100040	50011	Suction weight 6mm
3	3034100042	50013	Duckbill for NRV 50010
4	3016070043	50015	Ferrule 6 mm blue Stenner
5	3034100044	50021	Connection nut for tube
6	3034100242	50023	Replacement pump head cover stenner pump
7	3034100243	50024	Replacement pump head roller stenner pump

ECON VX TUBES

N°	GC CODE	REF	DESCRIPTION
	3016070098	50031	Replacement tube A for Econ VS 0.15 - 1.2 l/h
	3016070099	50032	Replacement tube B for Econ VS 0.3 - 2.2 l/h
	3016070140	50033	Replacement tube C for Econ VS 0.7 - 6.1 l/h
2	7120678026	50012	Injection Valve ¼" & ½" low pressure with non-return valve

DRYDEN - FLOC PUMP REPLACEMENT TUBES

N°	GC CODE	REF	DESCRIPTION
	3034100034	50017	Replacement tube 3.2 - 240 ml/h (F)
	3034100035	50018	Replacement tube 1.3 - 70 ml/h (M)
	3034100393	50019	Replacement tube 15 - 740 ml/h (G)
	7120678025	50025	Replacement tube 30 - 1500 ml/h (H)
1	3034100040	50011	Suction weight 6mm
2	3034100041	50010	Injection Valve ¼" & ½" high pressure with non-return valve
3		50004	Duckbill
3	3034100042	50013	Duckbill for NRV 50010
4	3016070043	50015	Ferrule 6 mm blue Stenner
5	3034100044	50021	Connection nut for tube
6	3034100242	50023	Replacement pump head cover stenner pump
7	3034100243	50024	Replacement pump head roller stenner pump

WDT GRANUDOS FLEX



1



2



3



4



5



6



7



8



11



12



13



14



15



16



17



18



19



20



21



23



24



25



26




27



28



29



30



31



32



34



35



36

WDT GRANUDOS FLEX

CHLORINE DOSING

N°	GC CODE	REF	DESCRIPTION
1	3016050073	12353	Hopper cover with seal
2	3016050111	19293	Seal hopper cover
3	3016060394	13811	Dosing motor 30 - 12rpm 0.6m
4	3016060149	11676	Dosing motor
5	3016050084	12799	Dosing motor bracket plg-d25
6	3016050070	12320	Dosing screw d19 with maintenance kit
7	3016060172	11556-2	Heated dosing nozzle 0.5m
8	3016050085	12868	Knocker

ACID DOSING

N°	GC CODE	REF	DESCRIPTION
	3016060176	12374	Acid pump sa complete
	8194678013	14140	Dosing pump housing sa, blue
11	7194679122	13039	Blue roller sa pump
12	2194680744	13413	Dosing hose kit 3.2mm x 1.6mm
13	3016050093	15099	Acid injection valve kfa 3/8" wdt
14	3016050097	15764	Maintenance kit for acid injection valve kfa 3/8"

ADDITIONAL FLOCCULATION

N°	GC CODE	REF	DESCRIPTION
15	2194680740	13482	Dosing hose kit 0.8mm x 1.6mm
16	7194680350	12774	Injector complete
17	2194680330	12657	Injection lance
18	3016060165	11258	Filter O-ring

CONTROL UNIT

N°	GC CODE	REF	DESCRIPTION
19	3016050334	26672	S5 control board with fuse kit & ESD wri
20	7194679750	26926	S5 display control board hmi 2 platine
21	3016060580	24736	Measurement amplifier ph/cl/rx/temp/pres

FLOATING VALVE

N°	GC CODE	REF	DESCRIPTION
22	3016060234	17006	Floating valve complete
23	3016050099	16367	Float valve diaphragm
24	3016050060	11621	Float 0.25l for floating valve (old style)
25	3016060160	10496	Level switch 3/8" 0.35m

PUMP

N°	GC CODE	REF	DESCRIPTION
26	2194680350	24618-1	Flex-CRP touch XL Lowara booster pump 1HM04 -flux
27	2117680061	10332-1	Flex-CRP touch XL Calpeda booster pump B-TM 61E
28	3016050340	14848	Calpeda pump mechanical seal B-TM 61E
29	3016060451	14805	Lowara capacitor 10µf
30	3016060595	11579	Calpeda booster pump capacitor B-TM 61E
31	3016050104	27349	Pressure switch 1 - 3 bar

WDT GRANUDOS FLEX

SUCTION PIPE

N°	GC CODE	REF	DESCRIPTION
32	3016060558	25659	Flow switch holder 1/2" d40 with bobbin
	3016060561	26299	Flow switch for d40 only 2.1m cable
34	3016060559	25671	Flow switch for d40 only 0.7m cable
35	3016060232	11565-1	Flex-CRP touch XL hose flushing tank to flow switch

INJECTOR

N°	GC CODE	REF	DESCRIPTION
36	3016060174	11594	Venturi washers 5.5 - 6.0 - 7.0mm

WDT GRANUDOS 45



1



2



3



4



5



6



7



8



9



10



11



12



13



14



15



16



17



18




19



20



21



22



23



24



25



26



27



28



29



30



31



32



33



34



35



36



37




38



39



40



41



46

WDT GRANUDOS 45

DOSING UNIT

N°	GC CODE	REF	DESCRIPTION
1	3016060169	12866	Outer cover 40kg hopper
2	3016060149	11676	Dosing motor
3	3016060230	11546	Dosing motor plg 30-60rpm
4	3016060544	11542	Dosing motor holder gr plg d32
5	3016060172	11556-2	Heated dosing nozzle 0.5m
6	3016060173	11558	Knocker
	3016060159	11536	Empty switch

DISSOLVING SYSTEM

N°	GC CODE	REF	DESCRIPTION
7	7194680367	11561	Dust protector
8	3016060160	10496	Level switch 3/8" 0.35m
9	3016060632	17279	Distrib. flushing water gr45 w. pres conn.
10	3016060150	11612	Mixing cyclone

DRUM CARRIER

N°	GC CODE	REF	DESCRIPTION
11	3016060148	11500	Clamp band
12	2194680430	17978	Safety straps hth 40kg
13	2194680435	17979	Safety straps HTH 25kg & Chloryte 40kg

ACID DOSING

N°	GC CODE	REF	DESCRIPTION
14	3016050087	13557	Pump gear motor sa 24vdc
15	8194678013	14140	Dosing pump housing sa, blue
16	3016050077	12609	Acid roller yellow
17	2194680746	13414	Dosing hose kit 4.8mm x 1.6mm
18	3016060398	16379	Union nut for hose (acid) 4x1
19	8194678011	13633	Dosing pump lock washer for roller carrier sa, blue
20	3016050079	12703	Holder and hose 4.8x 1.6 mm
21	3016050093	15099	Acid injection valve KFa 3/8"
22	3016050097	15764	Maintenance kit for acid injection valve KFa 3/8"
	3016050144	14259	Pump housing cover transparent
	3016060445	10495	Level switch 3m cable (floc lance only)

FILTER PARTS

N°	GC CODE	REF	DESCRIPTION
23	3016050081	12745	Filter complete
24	3016050066	12304	Filter top with ball valve
25	3016060396	12746	Filter housing d75
26	3016050061	11640	Filter insert
27	3016060165	11258	Filter o-ring

FLOATING VALVE

N°	GC CODE	REF	DESCRIPTION
28	3016060234	17006	Floating valve complete
29	3016060405	17004	Valve body to floating valve
30	3016060406	17005	Piston holder floating valve
31	3016060166	11284-1	Cone & piston for float valve
32	3016050099	16367	Float valve diaphragm
33	3016050060	11621	Float 0.25l for floating valve (old style)

260.

WDT GRANUDOS 45

LOWARA BOOSTER PUMP

N°	GC CODE	REF	DESCRIPTION
34	3016060634	24823	Pump fitting for Lowara 1hm04 suction side
35	3016060633	24824	Pump fitting for Lowara 1hm04 pressure side
36	3016060451	14805	Lowara capacitor 10µf

VENTURI & FLOW SWITCH

N°	GC CODE	REF	DESCRIPTION
37	3016060558	25659	Flow switch holder ½" d40 with bobbin
38	3016060559	25671	Flow switch for d40 only 0.7m cable
39	3016060232	11565-1	Hose flushing tank to flow switch
40	3016060557	24997	Venturi nozzle ½" complete w.ti. inlay
41	3016060174	11594	Venturi washers 5.5 - 6.0 - 7.0mm
	3016050069	12308	Elbow venturi (connection angle 90 degree) with O-rings

MISC PARTS

N°	GC CODE	REF	DESCRIPTION
46	2194682400	12631	Yearly maintenance kit

WDT GRANUDOS 45 CPR - TOUCH XL



1



2



3



4



5



6



7



8



9




10



11



12



13



14



15



16



13



14



15



16



13



14

WDT GRANUDOS 45 CPR - TOUCH XL

ELECTRONIC CABLES

N°	GC CODE	REF	DESCRIPTION
1	3016060583	12006	pH electrode ref cable 90 cm with screw plug head, black
2	3016060582	12317	Cl electrode ref cable 80 cm with screw plug head, blue
3	3016060587	24681	Temperature sensor 10 - 105°c 2 m
	2194680163	16123	pH electrode 1.2m cable S7
	2194680168	18436	GC code electrode 1.2m cable S7, blue

ELECTRODES & ACCESSORIES

N°	GC CODE	REF	DESCRIPTION
4	2194680170	11980	Gold electrode - chlorine ¾" C3G AC2000
5	3016060572	17957	Chlorine electrode insert gold 0.75" with seal set
6	2194680173	11984	Platinum electrode redox ½" & seal kit
7	3016060573	11986	Redox electrode insert platinum ½" with seal set
8	2194680160	10933	pH electrode 55 mm
9	2194680165	18432	Redox/chlorine electrode 80 mm, blue head
10	3016060478	11982	Gasket set for chlorine electrode ¾"
11	3016060480	11985	Gasket set for redox electrode ½"
12	7194680150	11964	Cleaning beads 5 ml
13	3016060575	15945	Electrolyte solution 5 ml (for over-wintering)
14	2194680104	10383	pH 4 buffer solution - 50 ml
15	2194680107	10384	pH 7 buffer solution - 50 ml
16	2194680111	10385	Redox buffer solution - 50 ml
17	7194680070	11962	Electrode cleaning solution - 50 ml
18	3016060576	11963	Electrode flushing liquid 500 ml

FLOW VALVE SPARES

N°	GC CODE	REF	DESCRIPTION
19	3016060569	24716	Maintenance kit for flow reg.
20	3016060485	12023	Ball valve pvc ¼" with 6 x 1mm hose connections
21	3016060568	11017	Ball valve pvc ¼" - sample water withdrawal
22	3016060571	24757	Switch body magnet d11

MISC PARTS

N°	GC CODE	REF	DESCRIPTION
25	3016060567	27271	Acrylic flow cell
26	3016060340	13127-1	Flushing tank pe post 05/2000
27	2194680346	12523-1	Acid carboy lance sn 30l 4x1 with empty switch
28	2194680350	24618-1	Lowara booster pump 1HM04 - flux

WDT GRANUDOS FLOCDOS & UNIDOS

N°	GC CODE	REF	DESCRIPTION
	3016050087	13557	Pump gear motor sa 24vdc
	8194678013	14140	Dosing pump housing sa, blue
	7194679122	13039	Blue roller
	8194678011	13633	Dosing pump lock washer for roller carrier sa, blue
	7194680332	16344	Holder & hose with break detector (3.2mm x 1.6 mm)
	7194680316	16345	Holder & hose with break detector (1.6 mm x 1.6 mm)
	7194680308	16346	Holder & hose with break detector (0.8mm x 1.6 mm)
	2194680744	13413	Dosing hose kit 3.2mm x 1.6 mm
	2194680742	13412	Dosing hose kit 1.6mm x 1.6 mm (standard flocdos & hose)
	2194680740	13482	Dosing hose kit 0.8mm x 1.6 mm
	3016060154	16146	Hose break detector con & bush
	8194678015	12709	Dosing pump sealing disk, epdm sa
	8194678014	14166	Dosing pump sealing disk, felt, sa
	3016050151	15626-1	Transformer board

WDT GRANUDOS CONTROLLERS

N°	GC CODE	REF	DESCRIPTION
	3016050334	26672	Control board with fuse kit & ESD Wri
	7194679750	26926	Control board HMI 2 platine

N°	GC CODE	REF	DESCRIPTION
	7194679751	26940	Control board IO-SCHW-8
	7194679752	27080	Operating unit resist.G+F

13

POOL MANAGEMENT



GC POOLCOP POOL MANAGEMENT SYSTEMS



6269671060



6269830001



6269830009



6269830020



6269830042



6269830053



6269830075



6269830141



6269830143



6269830152



6269830160



6269830171

GC POOLCOP OCEAN

N°	GC CODE	REF	DESCRIPTION
N/A	6269671060		Ocean 60 replacement cell
N/A	6269671120		Ocean 120 replacement cell
N/A	6269671200		Ocean 200 replacement cell

GC POOLCOP EVOLUTION


N°	GC CODE	REF	DESCRIPTION
N/A	6269830001		VDU cover with keypad EVO
N/A	6269830009		Waterline level sensor
N/A	6269830020		Battery 12V VRLA FR
N/A	6269830042		Silicone grease tube
N/A	6269830053		Kit rotor, cover and santoprene tube
N/A	6269830075		pH + ORP sensor housing kit
N/A	6269830141		Kit diffuser replacement 1 1/2"
N/A	6236830143		Kit diffuser replacement 2"
N/A	6269830152		Chlorine sensor prefilter replacement cartridge
N/A	6269830160		Foot filter
N/A	6269830171		Air temperature sensor

GC POOLCOP GENESIS

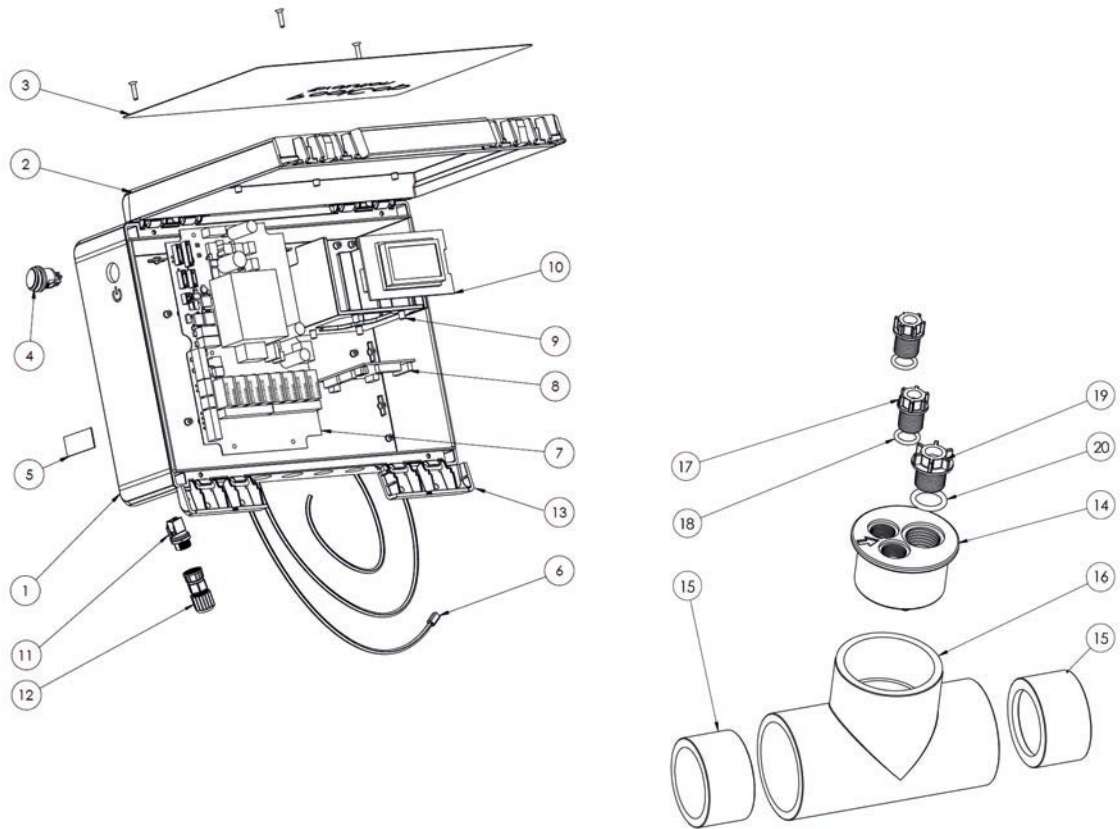
N°	GC CODE	REF	DESCRIPTION
N/A	6269830009		Waterline level sensor
N/A	6269830053		Kit rotor, cover and santoprene tube
N/A	6269830075		pH + ORP sensor housing kit
N/A	6269830152		Chlorine sensor prefilter replacement cartridge
N/A	6269830160		Foot filter

14

DAISY

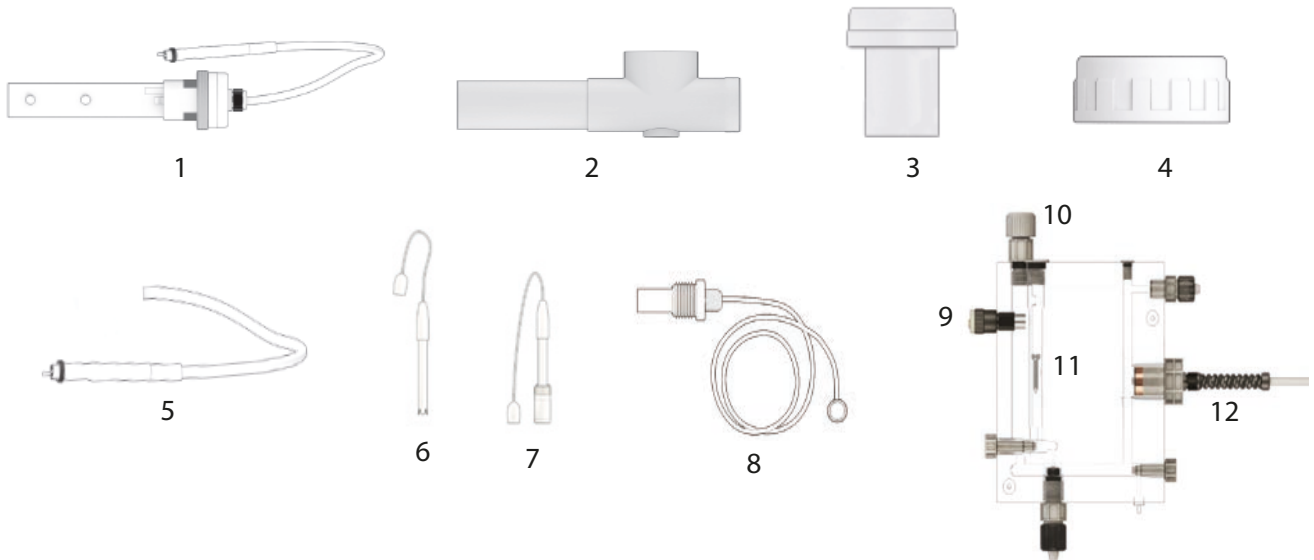


DRYD
AQU



N°	GC CODE	REF	DESCRIPTION
2,3	6220830001	44200-1	Faceplate DCCU
7	6220830002	44200-2	PCB power supply kit PCB103 with fuses, EU
10	6220830003	44200-4	Replacement PCB micro kit
8	6220830004	44200-5	PCB connection kit SE data
	1220835109	44109	Pressure sensor k with 4 m cable
	6220830005	44111	Water temperature sensor kit with 4 m cable
	6220830006	44113	Air temperature sensor with 4.5 m cable
17-20	6220830008	44105-1	Flow cell blanking plugs kit
	1269831040	SO4913	pH+ORP sensor Au kit
	6220830009	44300-2	pH+ORP sensor fastening kit
	6220830010	44200-7	DCCU RJ45 1m cable
4	6220830011	44200-19	DCCU switch
	1220835110	44108	Modbus cable kit (cable modbus & cable FL1)
	6220830012	44108-1	Modbus quick connect cable- DA-GEN
	6220830013	44108-2	Cable - DA-GEN backup FL1
	1269830400		XM8 module extension G/W
	6220830014	44201-2	Cable extension module (XM8)
	6220830015	44200-9	Modbus hub
	6220830016	44200-10	Modbus plug - 6 pins

DA-GEN



N°	GC CODE	REF	DESCRIPTION	QTY
1	2120672408	40062	Cell 15A for DA-GEN 45	1
1	2120672416	40064	Cell 30A for DA-GEN 90	1
1	2120672424	40065	Cell 50A for DA-GEN 150	1
1	2120672432	40066	Cell 80A for DA-GEN 240	1
1	2120672440	40077	Cell 120A for DA-GEN 360	1
1	2120672448	40068	Cell 175A for DA-GEN 500	1
1	2120672456	40069	Cell 250A for DA-GEN 750	1
2	3016070037	43072	63 mm cell holder for DA-GEN 24 & 45 (L:310)	1
2	3016070038	40073	63 mm cell holder for DA-GEN 9 & 150 (L:520)	1
2	3016070039	43074	110 mm cell holder for DA-GEN 240, 360, 500, 1000 (L:650)	1
2	3016070040	43075	140 mm cell holder for DA-GEN 750 & 1000 (L:760)	1
3	3016070041	43078	Blind cell caps for DA-GEN 45 & 90	1
3	3016070042	43079	Blind cell caps for DA-GEN 240 & 360	1
3	3016070043	43080	Blind cell caps for DA-GEN 750	1
4	3016070044	43081	Cell nuts for DA-GEN 45 & 90	1
4	3016070045	43082	Cell nuts for DA-GEN 240 & 360	1
4	3016070046	43083	Cell nuts for DA-GEN 750	1
5	3016070186	43087	Extension wire 1m for DA-GEN 45-90	
5	3016070187	43088	Extension wire 1m DA-GEN 150	1
5	3016070047	43089	Extension wire 1m DA-GEN 240 to 500	1
5	3016070048	43090	Extension wire 1m DA-GEN 360 to 700	
6	2120673051	43151	pH probe 2 m with BNC connector	1
6	2120673055	43153	Redox probe 2m with BNC connector	1
7	3016070062	43161	Conductivity temperature probe	1
8	2120673085	40050	Temperature module 1/2" (without probe holder)	1
9	3016070190	43170	Proximity sensor	1
10	3016070132	43173	Probe holder	
11	3016070191	43171	Stainless floater to flow sensor	
12	3016070063	43166	Free chlorine probe gold/copper	
	3034070008	40205	Touch screen display	1
	3034070009	40206	Cover plate for touch screen	1
	3016070136	40158	pH/ redox chip	
	3016070170	40159	Free chlorine chip	
	3016070194	40160	Coductivity chip	

FLOWVIS

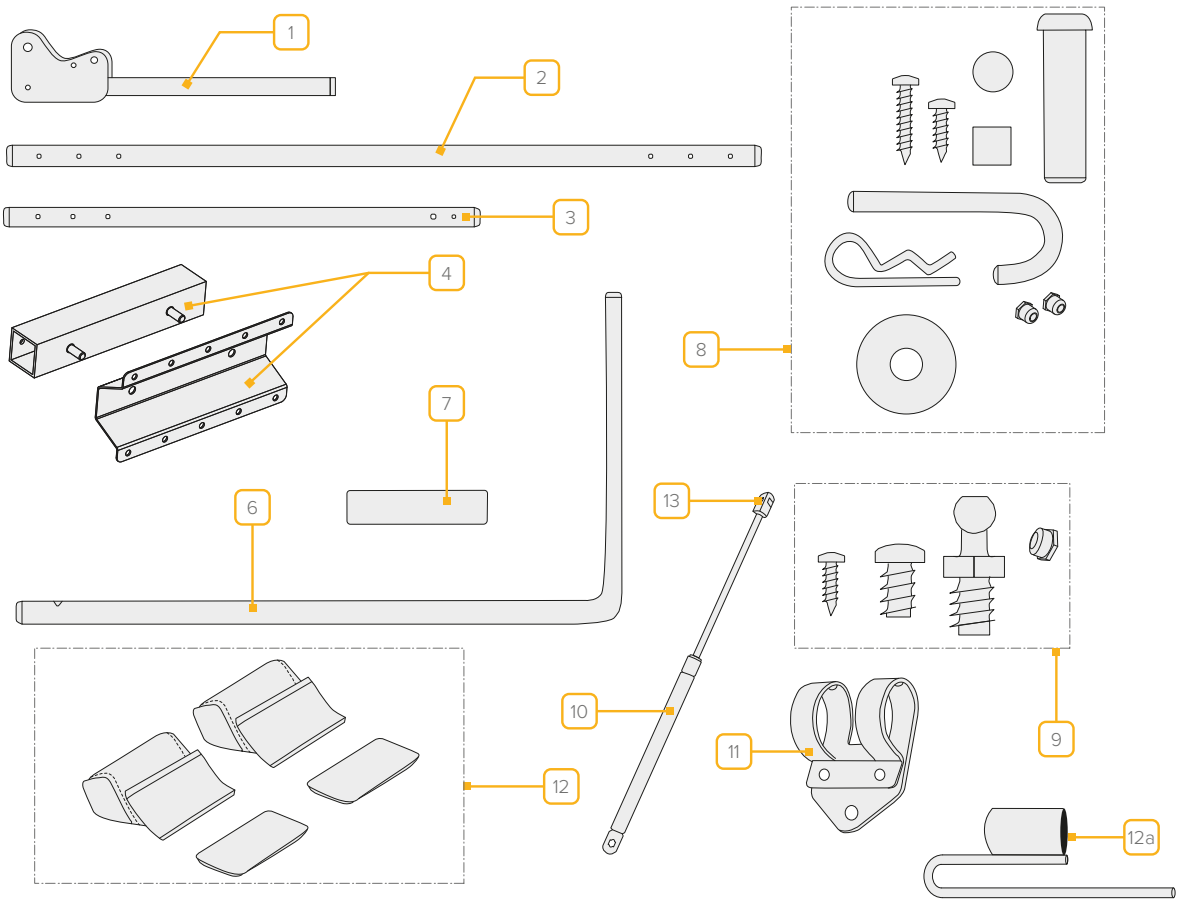
N°	GC CODE	REF	DESCRIPTION
	6610713050		<i>Lid d50 with scale label (excludes service kit parts)</i>
	6610713063		<i>Lid d63/d75 with scale Label (excludes service Kit parts)</i>
	6610713090		<i>Lid assembly d90 incl. flapper</i>
	6610713110		<i>Lid assembly d110 incl. flapper</i>
	6610713160		<i>Lid assembly d160 incl. flapper</i>
	6610713200		<i>Lid assembly d200 incl. flapper</i>

A large hot tub with a light-colored wooden-grain exterior and a white cover is the central focus. It is situated on a gravel patio. To the left, there are wooden steps leading up to the tub. The background shows a dark grey fence and lush green foliage. The overall scene is outdoors and well-lit.

15

SPA
ACCESSORIES

COVER LIFTERS



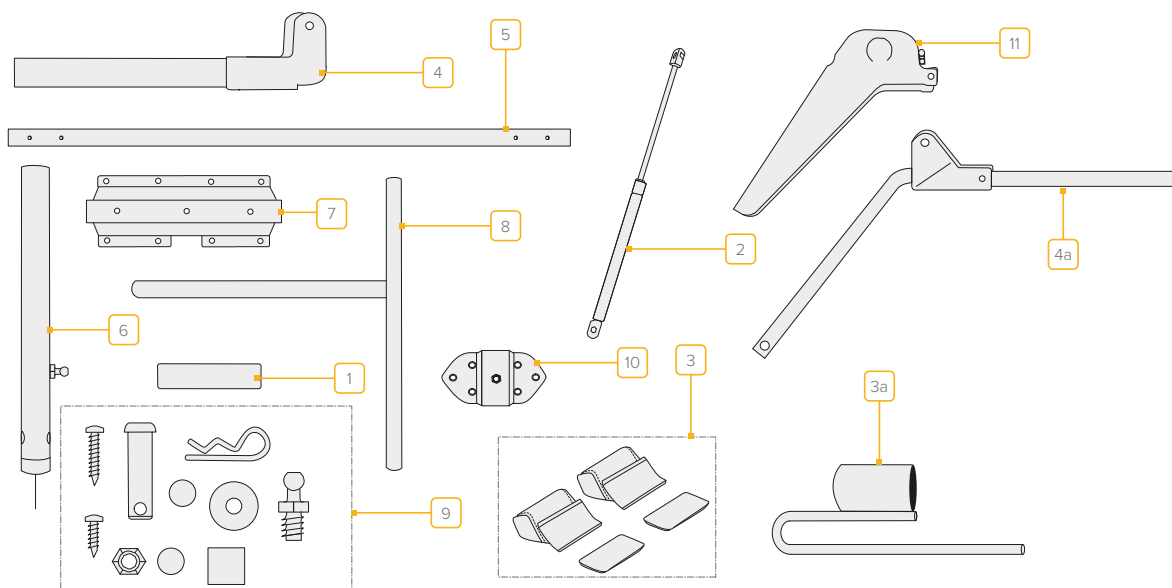
ULTRALIFT & ULTRALIFT UNDER MOUNT

N°	GC CODE	REF	DESCRIPTION
1	7627794906		Sliding pivot bracket
2	7627794909		Centre pole
3	7627794912		Standard pivot arm – 787 mm
3	7627794915		Under mount pivot arm – 965 mm
4	7627794918		Standard mounting bracket assembly
6	7627794924		Corner support arm
7	7627794927		Foam grip
8	7627794930		Hardware kit 1

ULTRALIFT HYDRAULIC

N°	GC CODE	REF	DESCRIPTION
1	7627794906		Sliding pivot bracket
2	7627794909		Centre pole
3	7627794912		Pivot arm – 787 mm
4	7627794918		Mounting bracket assembly
6	7627794924		Corner support arm
7	7627794927		Foam grip
8	7627794930		Hardware kit 1
9	7627794933		Hardware kit 2
10	7627794936		Hydraulic arm
11	7627794940		Gas spring clamp
12a	7627794944		Cover hooks – per pair
13	7627794939		Gas spring end fittings

COVER LIFTERS



VISION LIFT / BOOMERANG

N°	GC CODE	REF	DESCRIPTION
1	7627794927		Foam grip
2	7627794937		Hydraulic arm 110lb
2	7627794938		Hydraulic arm 150lb
N/A	7627794941		Foot plate
3a	7627794944		Cover hooks – per pair
4	7627794946		VisionLift slider pivot bracket assembly
4a	7627794947		Boomerang sliding bracket assembly, right
4a	7627794948		Boomerang sliding bracket assembly, left
5	7627794949		Centre pole
6	7627794952		Pivot arm with ball stud
7	7627794954		Mounting bracket assembly
8	7627794957		Side support arm
9	7627794960		Hardware kit 1
11	7627794950		Boomerang cover, right
12	7627794951		Boomerang cover, left

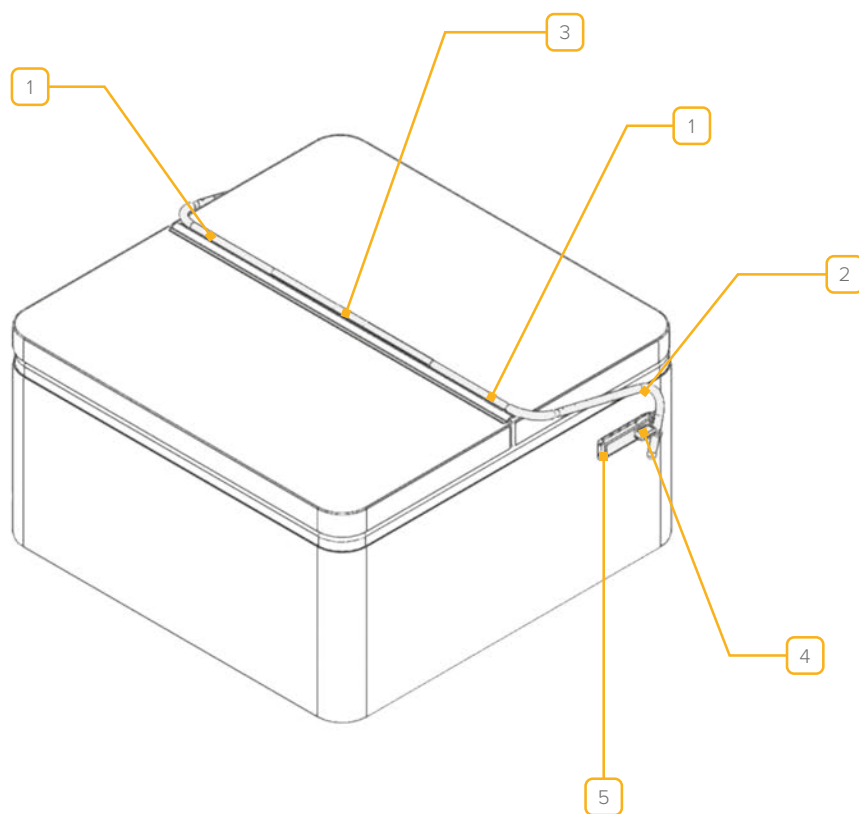
SPAESCORT

N°	GC CODE	REF	DESCRIPTION
N/A	7627794988		Hardware kit
N/A	7627794985		Vinyl strap
N/A	7627794982		Mounting bracket
N/A	7627794975		Chain kit

SPAESCORT HYDRRAULIC ASSIST

N°	GC CODE	REF	DESCRIPTION
N/A	7627794998		Hardware kit

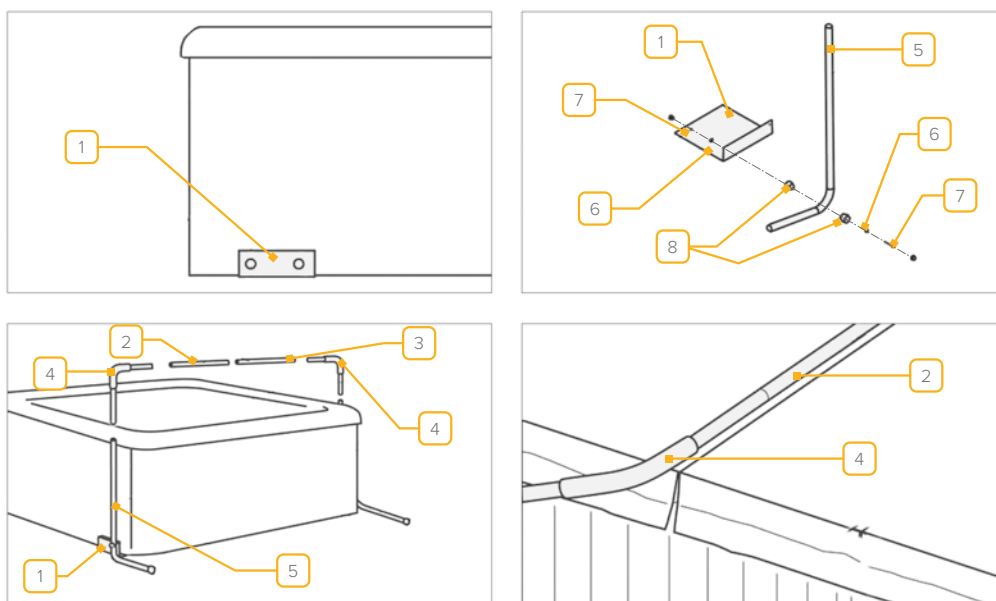
COVER LIFTERS



TUBHUB COVER EX & EX LITE

N°	GC CODE	REF	DESCRIPTION
1	7620794505		Support arm
2	7620794509		Pivot arm
3	7620794160		EX fluted middle tube
N/A	7620794165		EX regular middle tube
4	7620794522		Bushing
5	7620794526		Mounting bracket
N/A	7620794530		Screw kit

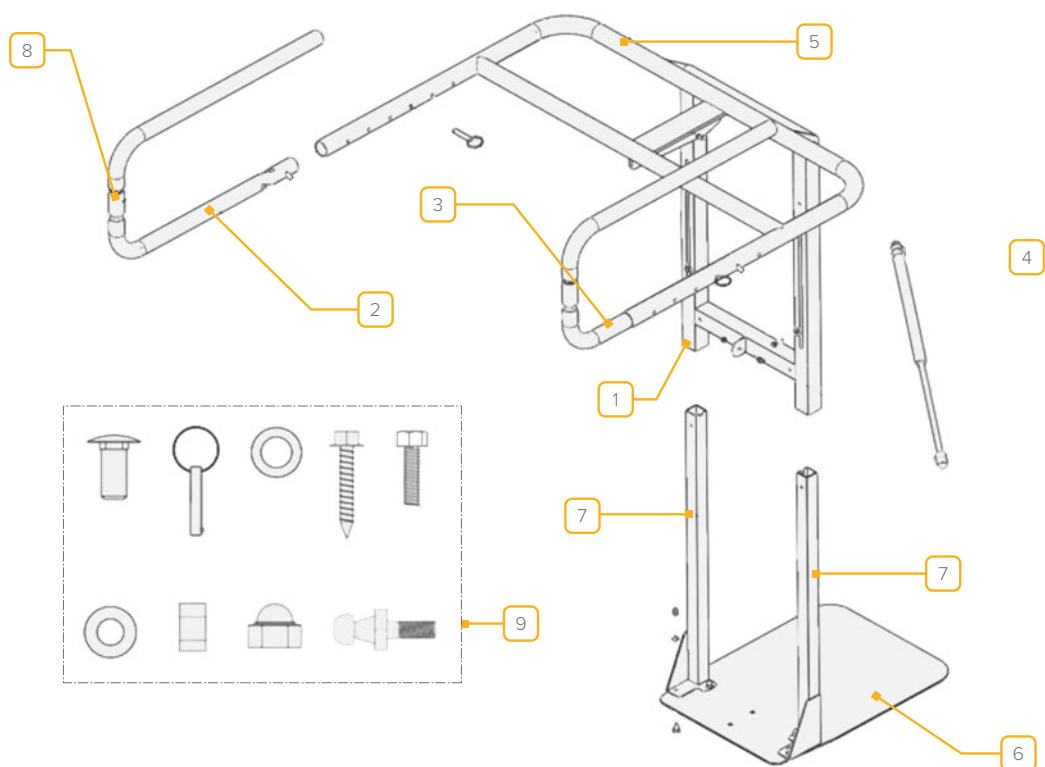
COVER LIFTERS



TUBHUB COVER ROCK-IT

N°	GC CODE	REF	DESCRIPTION
1	7620794155		Undermount base with bolt
2	7620794160		Fluted middle tube
3	7620794165		Regular middle tube
4	7620794170		Extension elbow with sleeve
5	7620794175		Pivot arm
6	7620794182		Washer (while stocks last)
6	7620794184		Bolt with lock nut (while stocks last)
6	7620794178		Plastic pivot
N/A	7620794180		Tap screw
N/A	7620794150		Hardware pack
N/A	7620794186		Lag screw (while stocks last)

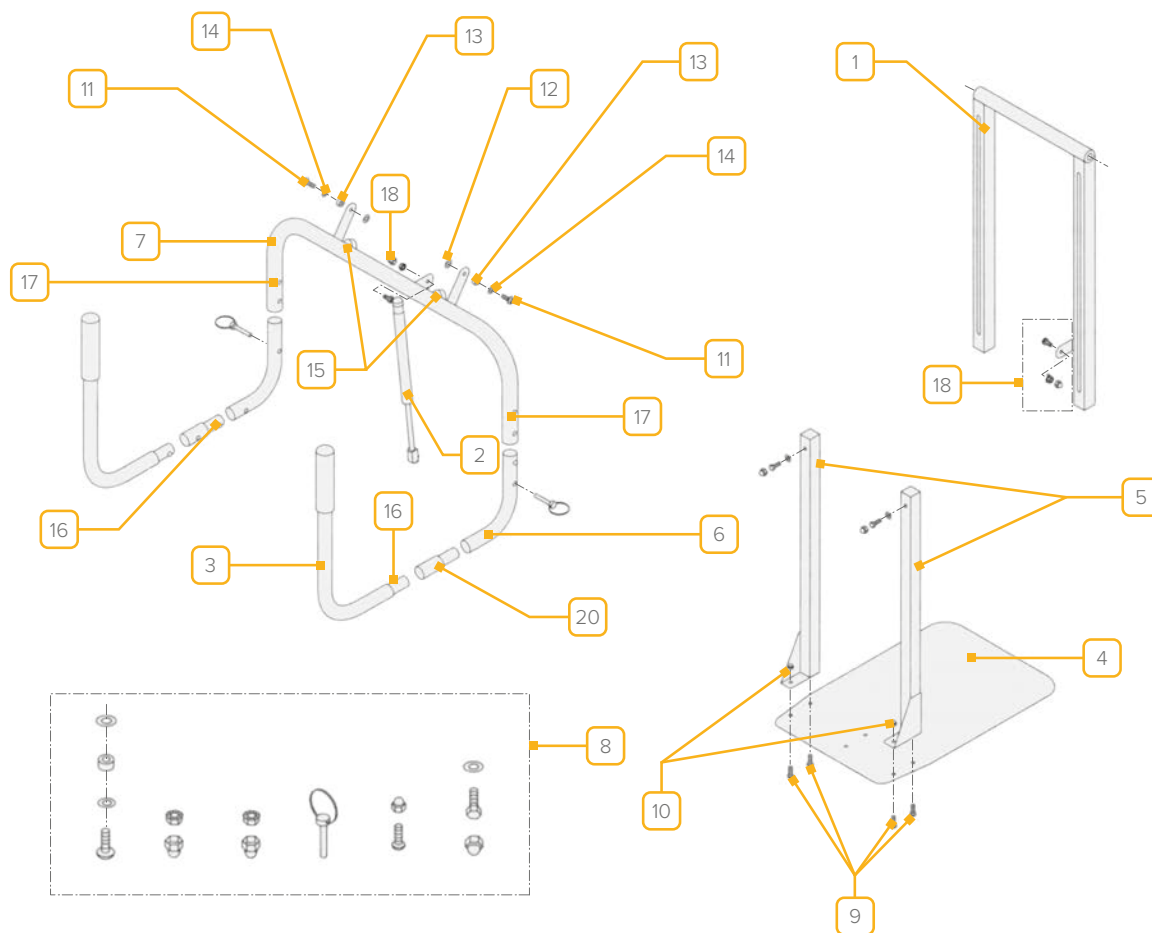
COVER LIFTERS



TUBHUB COVER CADDY

N°	GC CODE	REF	DESCRIPTION
1	7620794305		Main unit
2	7620794310		Left & Right 'U' arm (set)
3	7620794315		Right 'U' arm (set) (while stocks last)
4	7620794320		Shock
5	7620794325		Pivot arm
6	7620794330		Base plate
7	7620794335		Support legs (1 x left, 1 x right)
8	7620794482		Small 'U' arm spacer 51mm (set of 2)
9	7620794350		Hardware pack
N/A	7620794362		Safety latch catch (while stocks last)
N/A	7620794364		Cotter-less hitch pin (while stocks last)
N/A	7620794366		Spring button

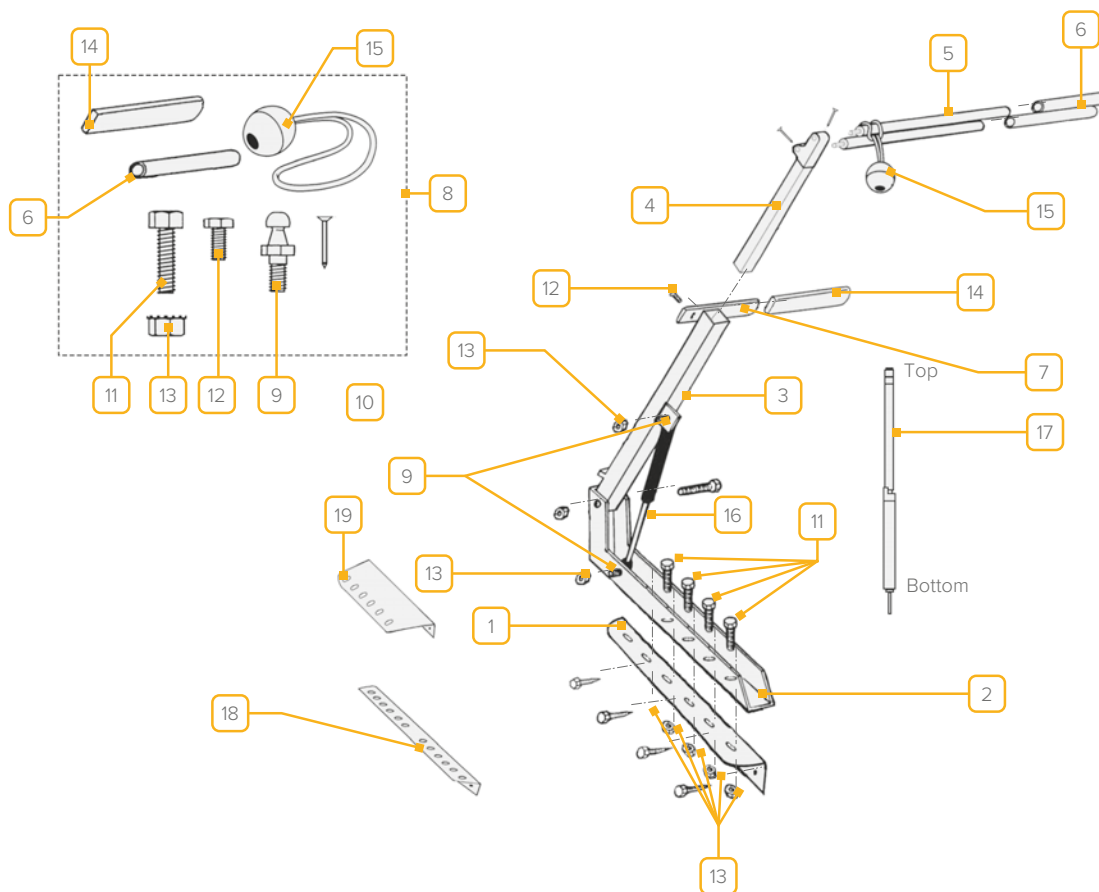
COVER LIFTERS



TUBHUB COVER RX

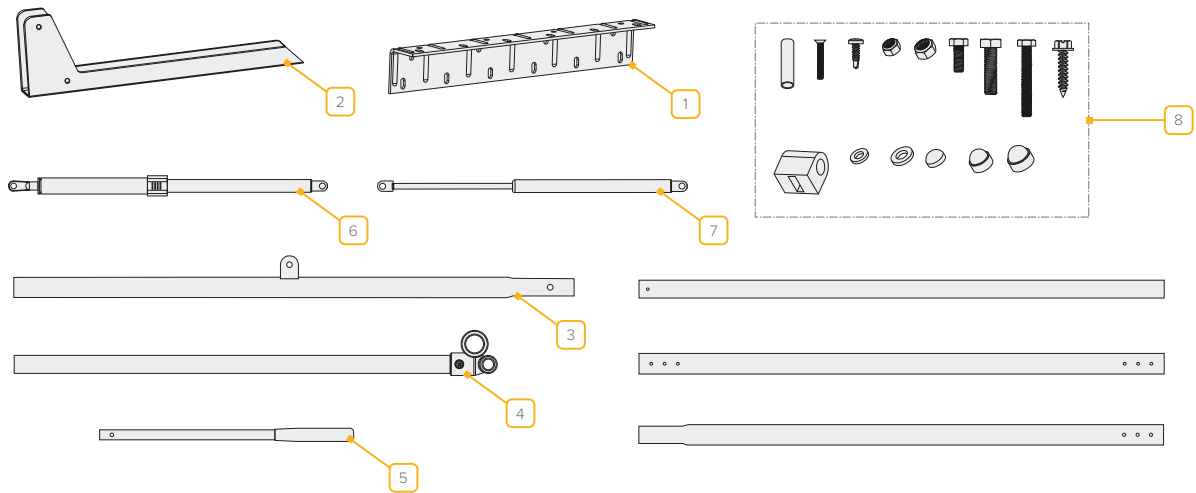
N°	GC CODE	REF	DESCRIPTION
1	7620794405		Main body
2	7620794410		Gas shock
4	7620794420		Base plate
5	7620794425		Support legs (1 x left, 1 x right)
3, 6, 20	7620794430		Complete 'U' arm (set of 2)
7	7620794435		Pivot arm
8	7620794450		Hardware pack
9	7620794460		Counter sinking screws(while stocks last)
10	7620794462		Nut caps - while stocks last
11	7620794464		Medium pivot arm bolt (while stocks last)
12	7620794466		Metal washer - while stocks last
13	7620794468		Small metal sleeve (washer bearing)
14	7620794470		Plastic washer
15	7620794472		Bumper knobs - while stocks last
16	7620794474		Small spring button
17	7620794476		Large spring button - while stocks last
18	7620794478		Ball studs with lock nut (set of 2) (while stocks last)
	7620794482		Small 'U' arm spacer 50 mm (set of 2) (while stocks last)

TUBHUB COVER VALET



N°	GC CODE	REF	DESCRIPTION
1	7620794005		Side mount bracket
2	7620794011		Channel bracket
3	7620794015		Pivot arm
4	7620794022		Extension arm for pinned fingers
5	7620794032		Pinned finger (pair)
6	7620794035		Finger sleeve (pair)
7	7620794040		Stabiliser bar
8	7620794110		Hardware pack
9	7620794052		Ball stud with lock nut (set of 2)
11	7620794056		Medium hex bolt
13	7620794060		Lock nut
14	7620794065		Stabiliser sleeve
	7620794070		Elastic ball
	7620794122		CV250 regular shock
	7620794123		CV400 regular shock
	7620794124		CV250 locking shock
	7620794125		CV400 locking shock
	7620794130		XL brackets (per set)

COVER LIFTERS



COVER VALET PRO

N°	GC CODE	REF	DESCRIPTION
1	7620794005		Side mount bracket
2	7620794011		Channel bracket
3	7620794560		Pivot arm
4	7620794564		Extention arm
5	7620794568		Finger (pair)
6	7620794572		Locking shock
7	7620794576		Regular shock
8	7620794583		Hardware pack
N/A	7620794130		Side mount bracket XL

SPA HANDRAIL

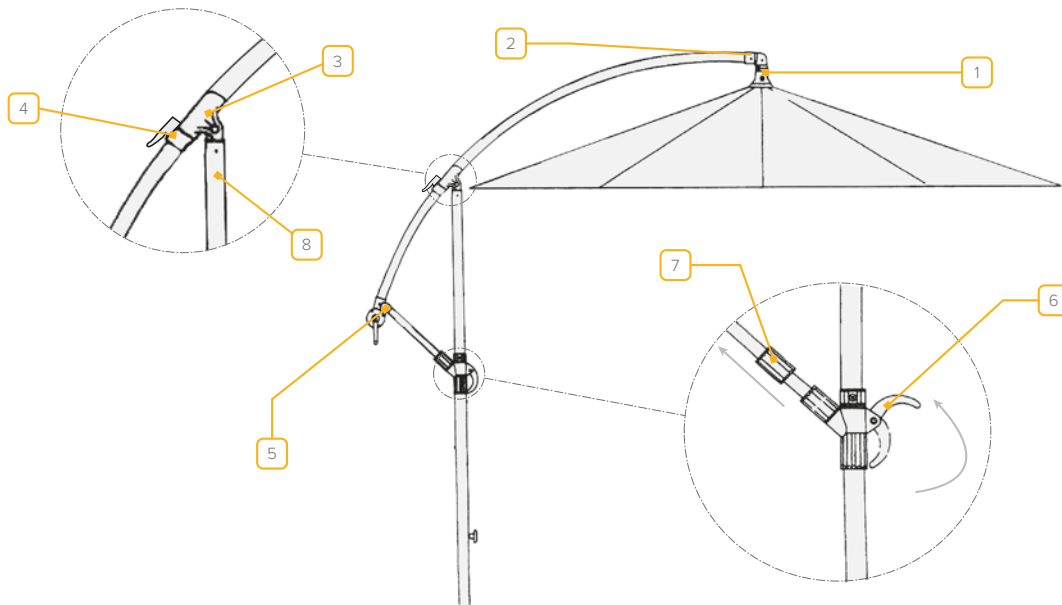
TUBHUB SPA SIDE HANDRAIL

N°	GC CODE	REF	DESCRIPTION
N/A	7620794250		LED light kit
N/A	7620794260		Hardware pack

FIXED HANDRAIL AND TOWEL BAR

N°	GC CODE	REF	DESCRIPTION
N/A	7627794900		Hardware pack

COVER VALET UMBRELLA



SPA SIDE UMBRELLA

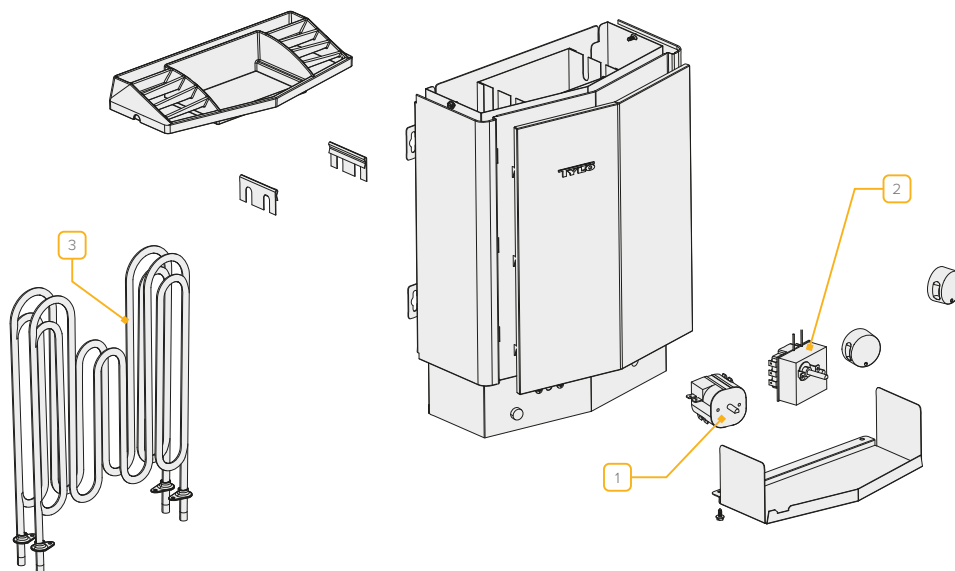
N°	GC CODE	REF	DESCRIPTION
1	7620794200		Horn
2	7620794202		Elbow
3	7620794204		'T' joint
4	7620794206		Bird beak
5	7620794208		Crank post
6	7620794210		Handle lock
7	7620794215		Slide lock
8	** * * * *		Straight pole tab insert
N/A	7620794220		Spider
N/A	7620794225		Fabric cover

16

SAUNA



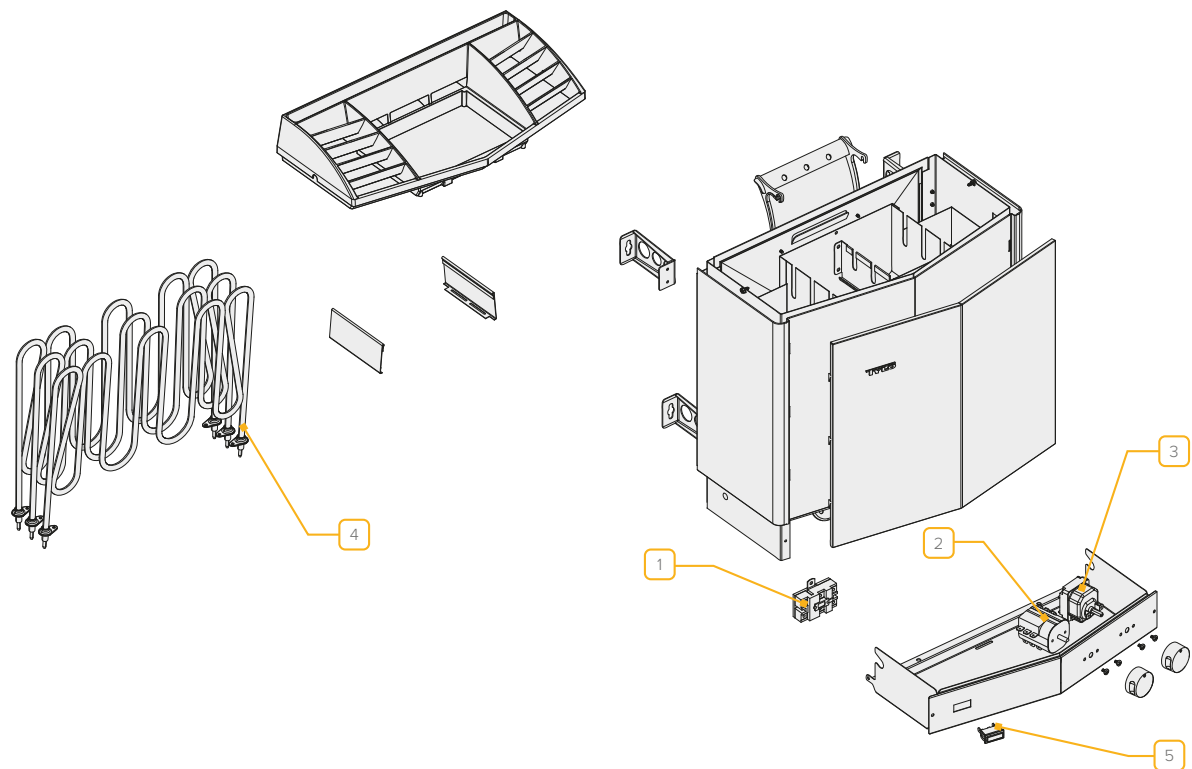
TYLÖ SAUNA HEATER



COMPACT

N°	GC CODE	REF	DESCRIPTION
1	7996000011		Timer - 4 pole
2	7996000027		Thermostat - 3 pole
3	7996000161		Element - 2/4kW (2 required)

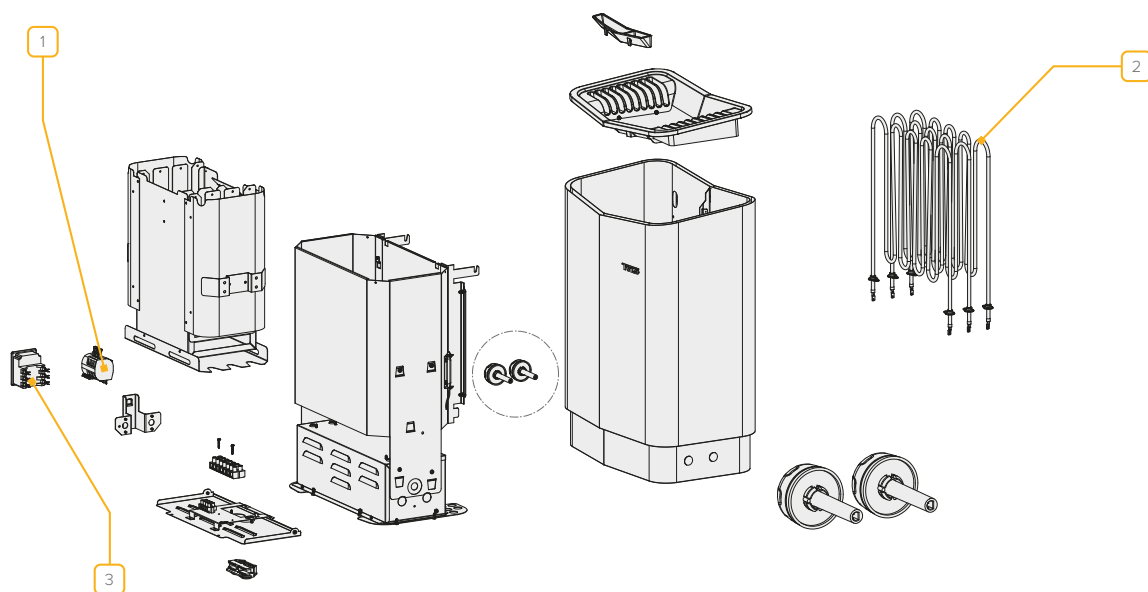
TYLÖ SAUNA HEATER



SPORT

N°	GC CODE	REF	DESCRIPTION
1	7996000000		Temp limit control, 2 pole - 40 amp (2 required)
2	7996000012		Timer 6 pole, 9 + 3 hour - 28 D
3	7996000026		Thermostat 3 pole (2005 onwards)
4	7996000162		Element - 2.2/4.5/6 kW, 2200 W (2/3 required)
4	7996000164		Element - 8 kW, 2670 W (3 required)
5	8096000076		Pilot lamp

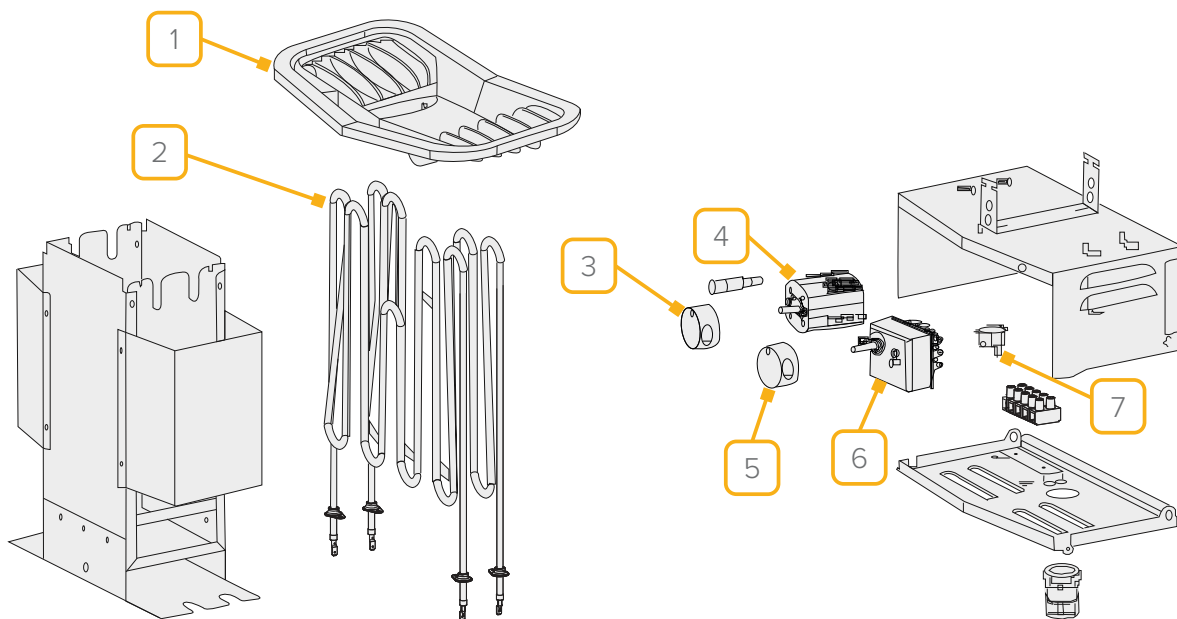
TYLÖ SAUNA HEATER



SENSE SPORT

N°	GC CODE	REF	DESCRIPTION
1	7996000012		Timer – 6 pole
2	7996000177		Element – 8kW (3 required)(2012 – Oct 2014)
2	7996000178		Element – 6kW (3 required)(2012 – Oct 2014)
2	7996000242		Element – 8kW(Post Oct 2014)
2	7996000243		Element – 6kW(Post Oct 2014)
3	7996000258		Thermostat – 3 pole (2012 – Jan 2014)
3	7996000257		Thermostat – 3 pole (Post Oct 2014)
N/A	7996000001		Temp limit control - 3 for pole 6 kW heaters (Oct 2021 onwards)
N/A	7996000008		Temp limit control - 3 for pole 8 kW heaters (Oct 2021 onwards)
N/A	7996000010		Temp limit control - 3 for pole 10 kW heaters (Oct 2021 onwards)

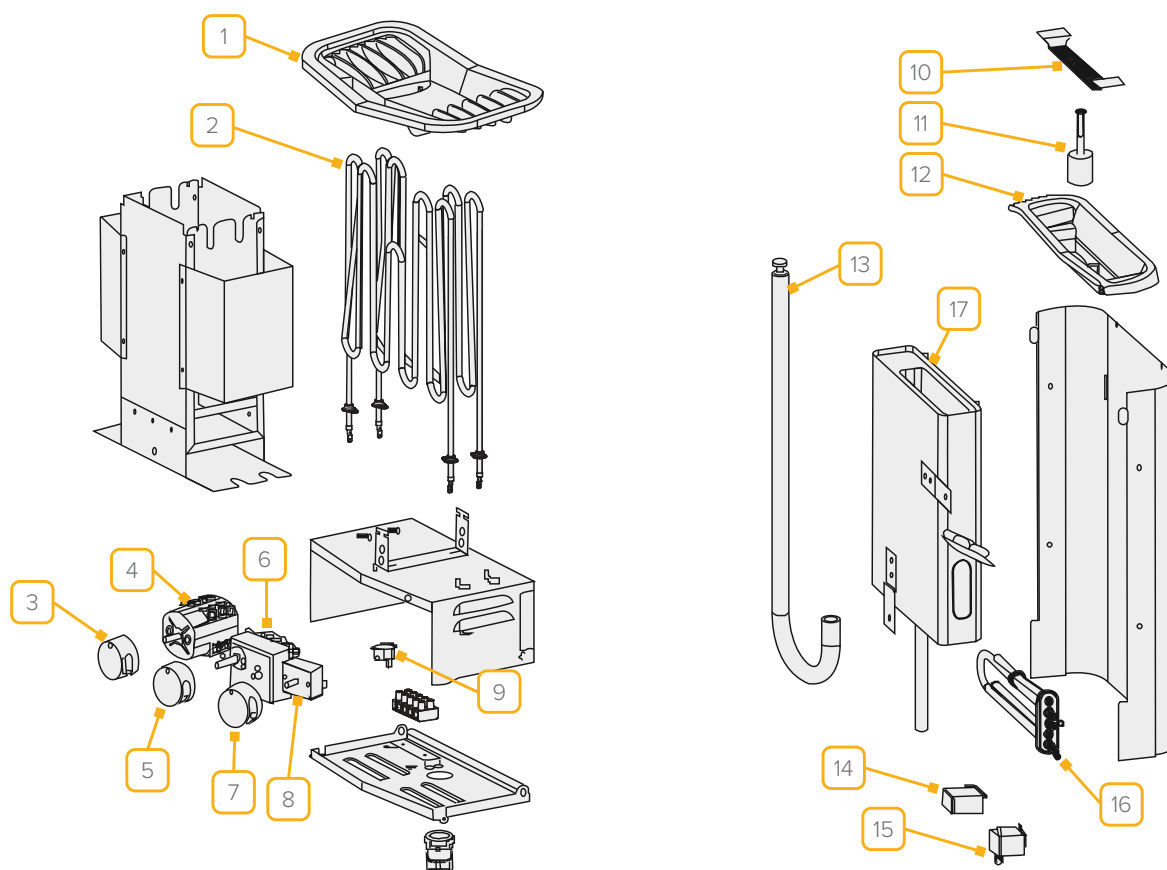
TYLÖ SAUNA HEATER



SENSE SPORT 2/4

N°	GC CODE	REF	DESCRIPTION
2	7996000902		Element 2 x 24.7 OHM
3	7996000904		Timer dial
4	7996000012		Timer - 6 pole, 9 + 3 hour
5	7996000906		Thermostat dial
6	7996000908		Thermostat
7	7996000914		High temperature protection thermostat

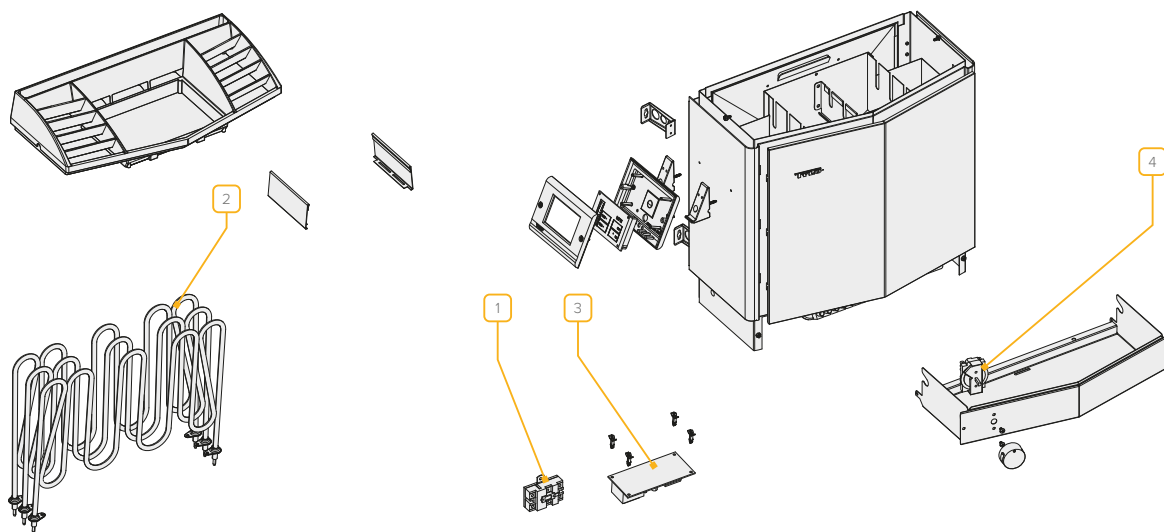
TYLÖ SAUNA HEATER



SENSE SPORT COMBI - 4

N°	GC CODE	REF	DESCRIPTION
2	7996000902		Twin element 2 x 24.7 OHM
3	7996000904		Timer dial
4	7996000012		Timer - 6 pole, 9 + 3 hour
5	7996000906		Thermostat dial
6	7996000908		Thermostat
7	7996000910		Steam dial
9	7996000914		High temperature protection thermostat
10	7996000916		Herb grille
11	7996000918		Float for water level
12	7996000920		Filler grille
13	7996000731		Hose with plug
14	7996000922		Thermostat reservoir
15	7996000924		Temp cut-out reservoir
16	7996000926		Steam tank element
17	7996000192		Water tank

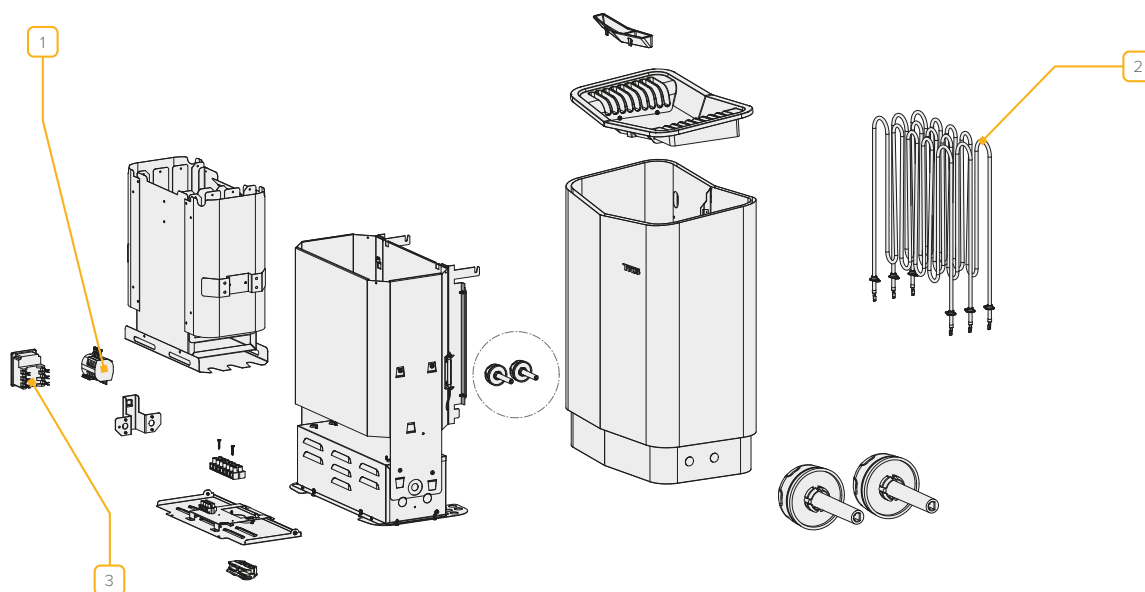
TYLÖ SAUNA HEATER



MPE (2005 - 2011)

N°	GC CODE	REF	DESCRIPTION
1	7996000000		Temp limit control - 2 pole 40 amp (old model, 2 required)
N/A	7996000012		Timer - 6 pole, 9 + 3 hour 28 D (old style)
N/A	7996000026		Thermostat - 3 pole (old style)
2	7996000162		Element - 2.2/4.5/6 kW, 2200 W (2/3 required)
2	7996000164		Element - 8 kW, 2670 W (3 required)
N/A	8096000076		Pilot lamp (old style)
3	8096000091		PCB
4	8396000040		On/off switch

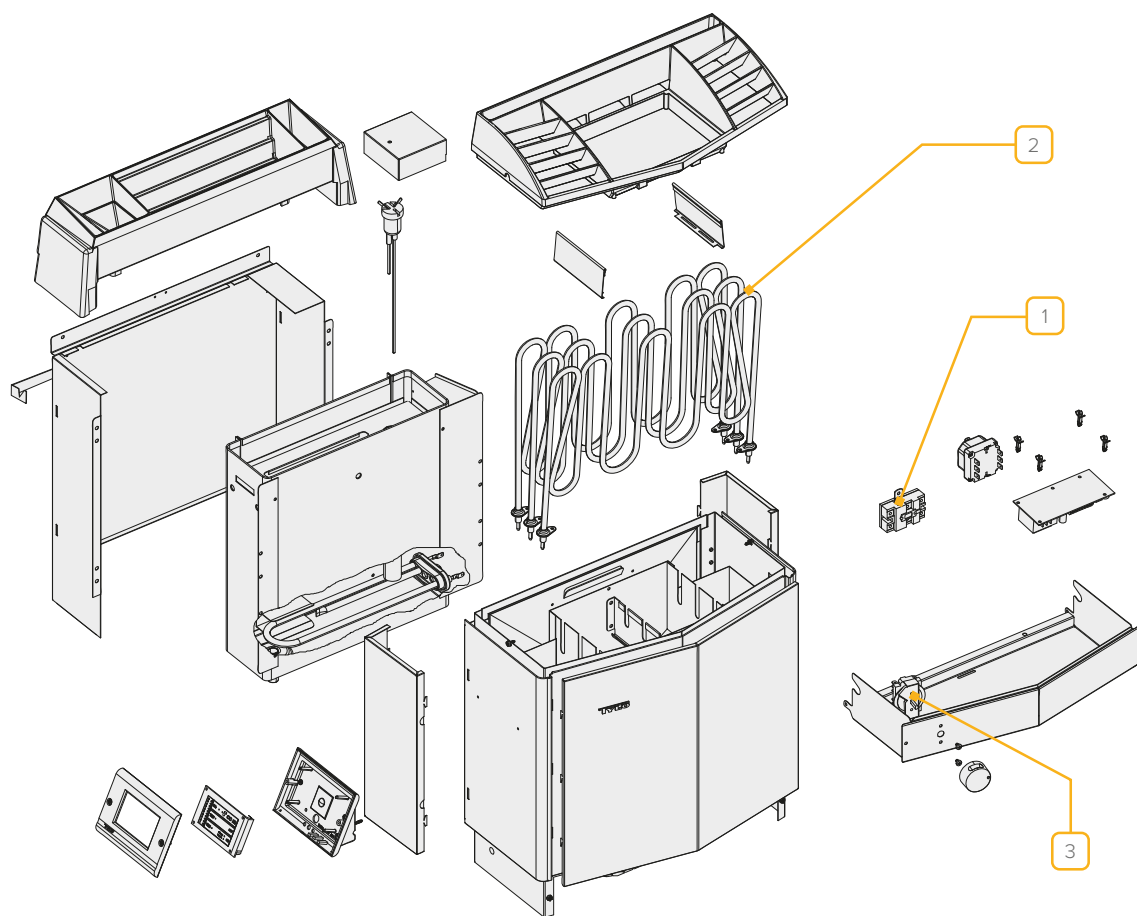
TYLÖ SAUNA HEATER



FIXED HANDRAIL AND TOWEL BAR

N°	GC CODE	REF	DESCRIPTION
1	7996000012		Timer - 6 pole
N/A	7996000105		Printed circuit card
2	7996000177		Element - 8 kW (3 required) (2012 - Oct 2014)
2	7996000178		Element - 6 kW (3 required) (2012 - Oct 2014)
3	7996000258		Thermostat - 3 pole
2	7996000242		Element - 8 kW (Post Oct 2014)
2	7996000243		Element - 8 kW (Post Oct 2014)

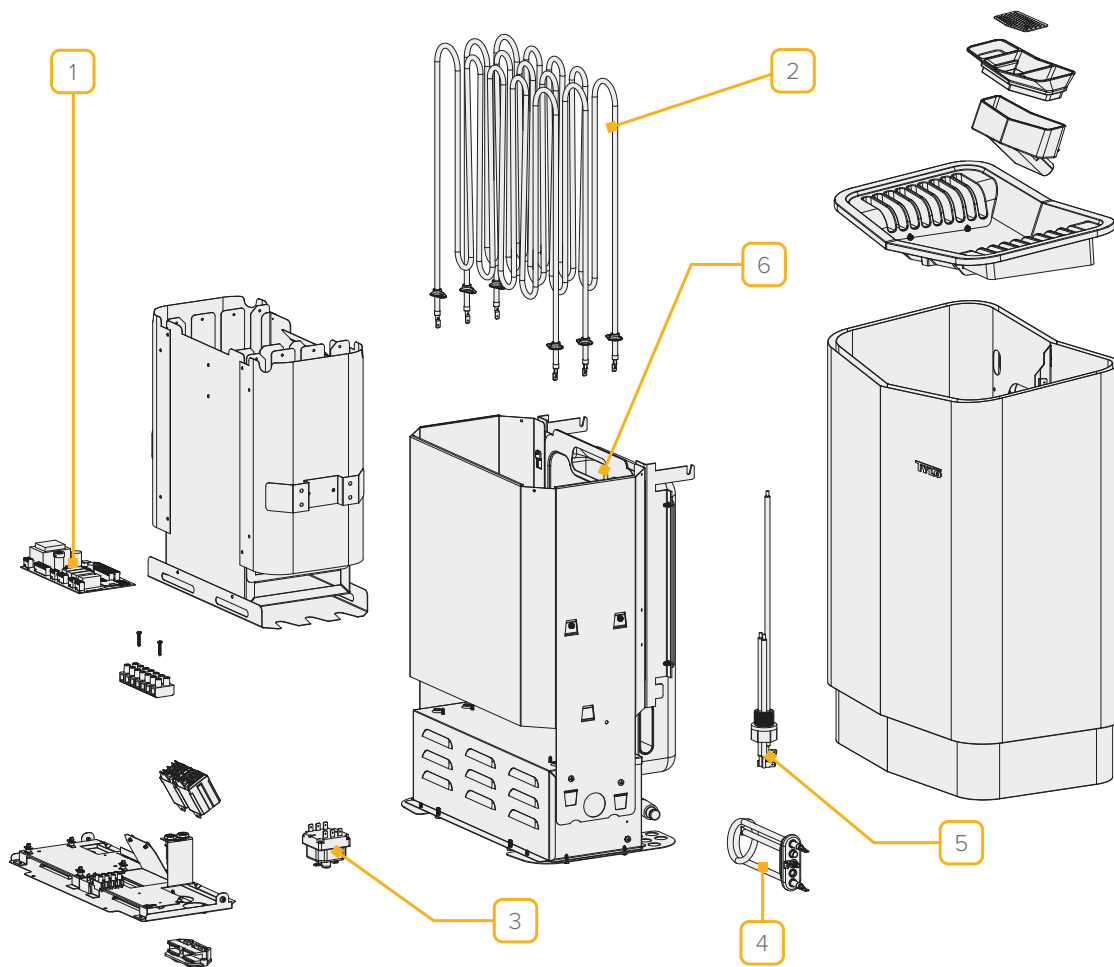
TYLÖ SAUNA HEATER



FIXED HANDRAIL AND TOWEL BAR

N°	GC CODE	REF	DESCRIPTION
1	7996000000		Temp limit - 2 pole (2 required)
2	7996000162		Element - 6 kW (3 required)
2	7996000164		Element - 8 kW (3 required)
3	8396000040		On/off switch

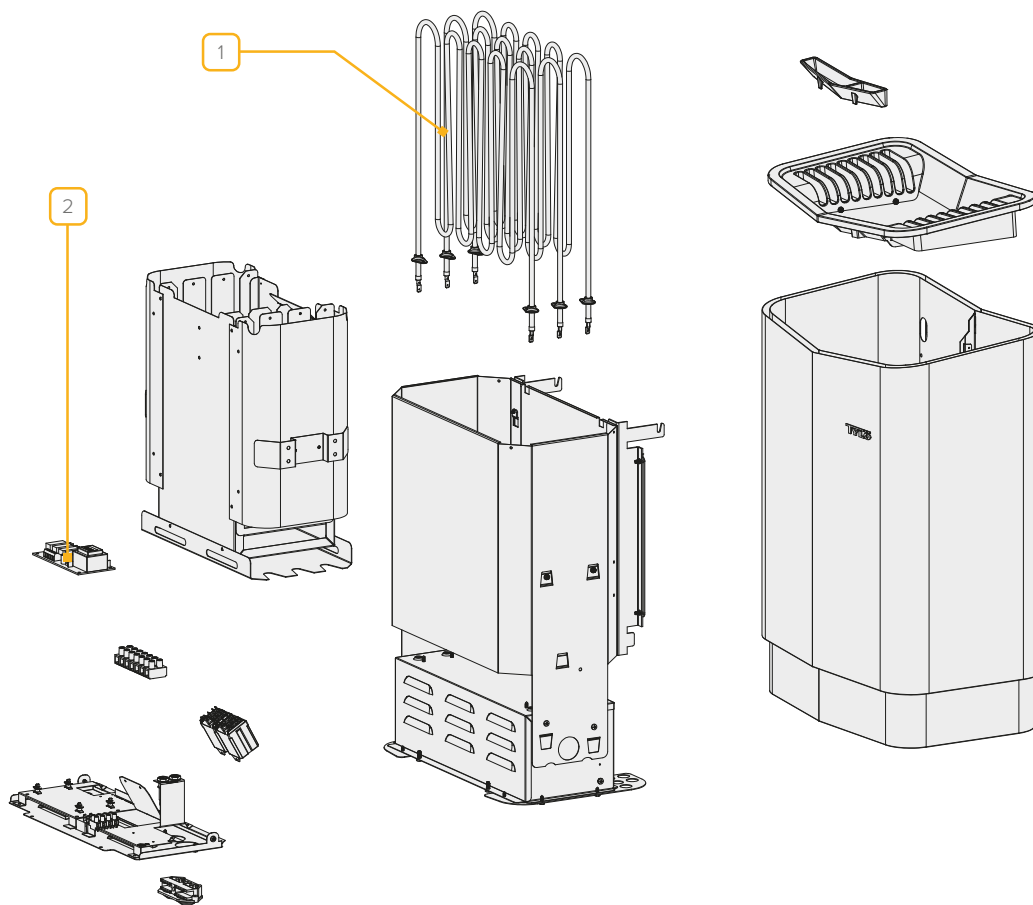
TYLÖ SAUNA HEATER



SENSE COMBI

N°	GC CODE	REF	DESCRIPTION
1	7996000105		Printed circuit card
2	7996000177		Element - 8 kW (3 required) (2012 - Oct 2014)
2	7996000178		Element - 6 kW (3 required) (2012 - Oct 2014)
2	7996000242		Element - 8 kW (Post Oct 2014)
2	7996000243		Element - 6 kW (Post Oct 2014)
3	7996000007		Temp limit - 3 pole (May 2018 onwards)
4	7996000222		Steam tank element (Pre May 2013)
4	7996000223		Steam tank element (May 2013 onwards)
5	7996000734		Level probe

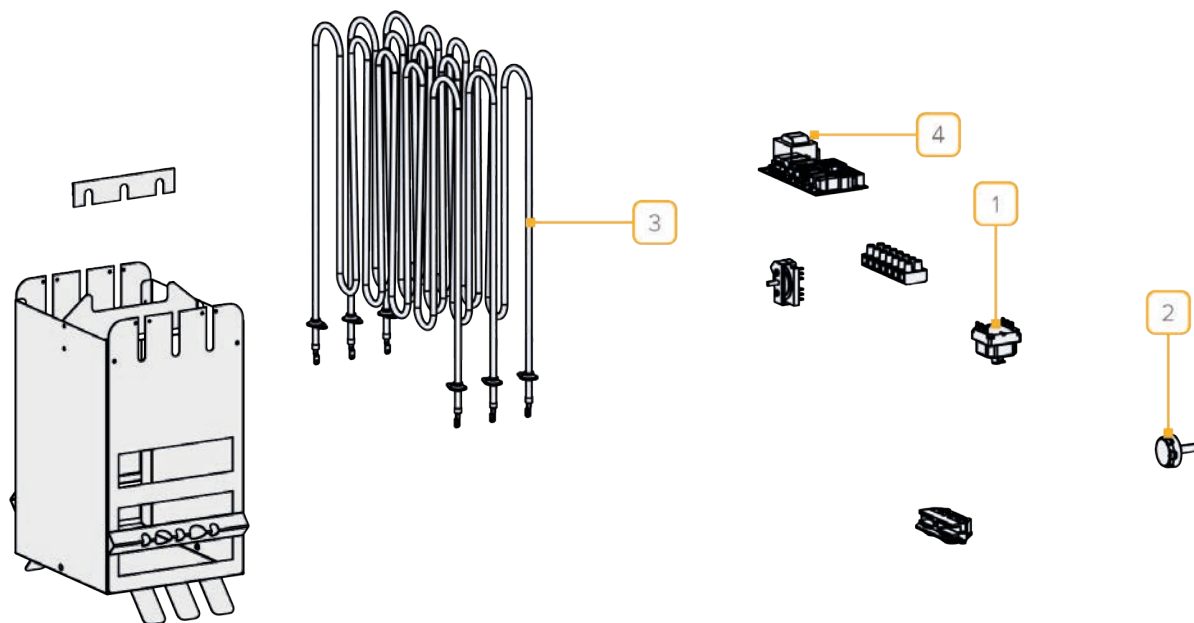
TYLÖ SAUNA HEATER



SENSE PLUS (2012 - 2017)

N°	GC CODE	REF	DESCRIPTION
1	7996000177		Element - 8 kW (3 required) (2012 - Oct 2014)
1	7996000178		Element - 6.6 kW (3 required) (2012 - Oct 2014)
1	7996000242		Element - 8 kW (Oct 2014 onwards)
1	7996000242		Element - 6 kW (Oct 2014 onwards)
1	7996000243		Element - 6 kW (Oct 2014 onwards)
2	8096000091		Printed circuit board

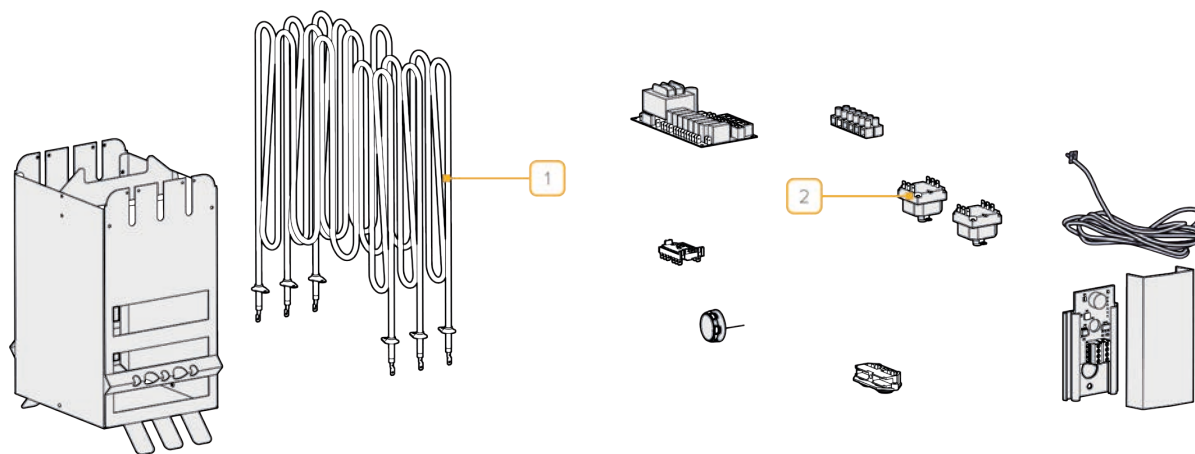
TYLÖ SAUNA HEATER



SENSE PURE / ELITE

N°	GC CODE	REF	DESCRIPTION
1	7996000006		Temp limit control - 3 pole (Pre Apr 2018)
1	7996000007		Temp limit control - 3 pole (May 2018 onwards)
N/A	7996000001		Temp limit control - 3 pole for 6 kW heaters (Oct 2021 onwards)
N/A	7996000008		Temp limit control - 3 pole for 8 kW heaters (Oct 2021 onwards)
N/A	7996000010		Temp limit control - 3 pole for 10 kW heaters (Oct 2021 onwards)
2	7996000132		On/off knob
3	7996000243		Element - 6 kW (3 required)
3	7996000242		Element - 8 kW (3 required)
3	7996000288		Element - 10 kW (3 required)
4	7996000067		Pure circuit card
4	7996000068		Elite circuit card
N/A	8396000040		Main power switch - 6 pole

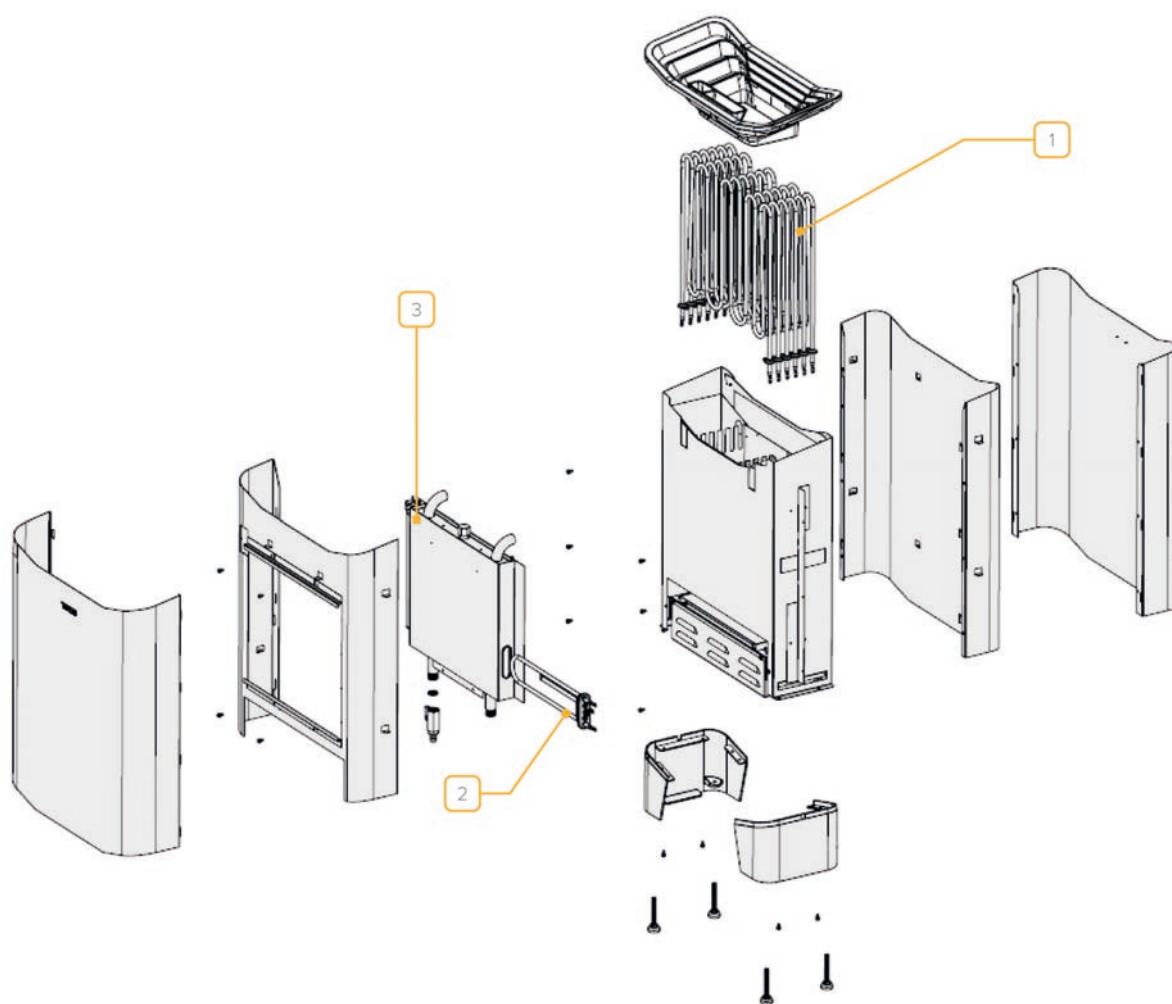
TYLÖ SAUNA HEATER



SENSE COMBI PURE / ELITE

N°	GC CODE	REF	DESCRIPTION
1	7996000243		Element - 6kW (3 required)
1	7996000242		Element - 8kW (3 required)
1	7996000288		Element - 10kW (3 required)
2	7996000007		Temp limit - 3 pole (May 2018 onwards)
N/A	7996000067		Pure circuit card
N/A	7996000068		Elite circuit card
N/A	7996000223		Pure water tank element
N/A	7996000286		Elite water tank element
N/A	7996000734		Level probe
N/A	7996000218		Water tank
N/A	8396000040		Main power switch - 6 pole

TYLÖ SAUNA HEATER



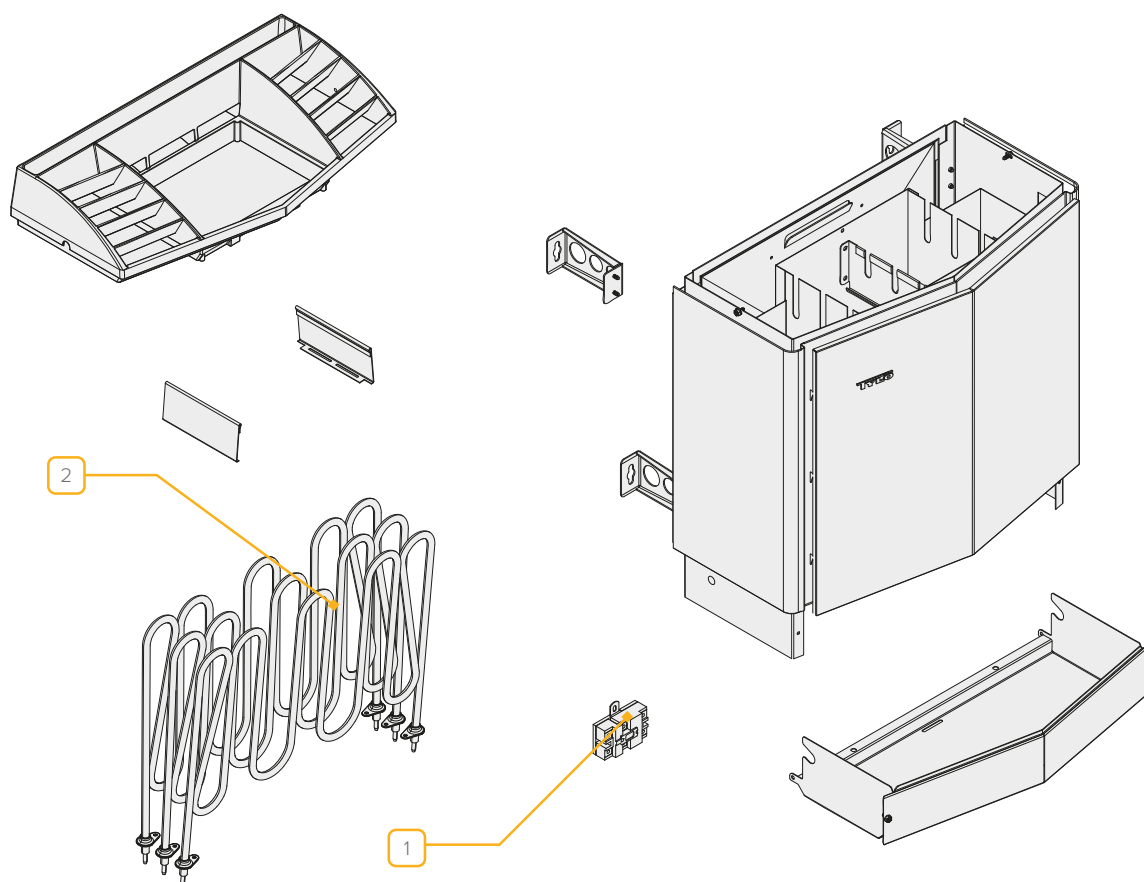
EXPRESSION

N°	GC CODE	REF	DESCRIPTION
1	7996000159		Element - 10kW (6 required)

EXPRESSION COMBI

N°	GC CODE	REF	DESCRIPTION
1	7996000159		Element - 10kW (6 required)
2	7996000157		Water tank element

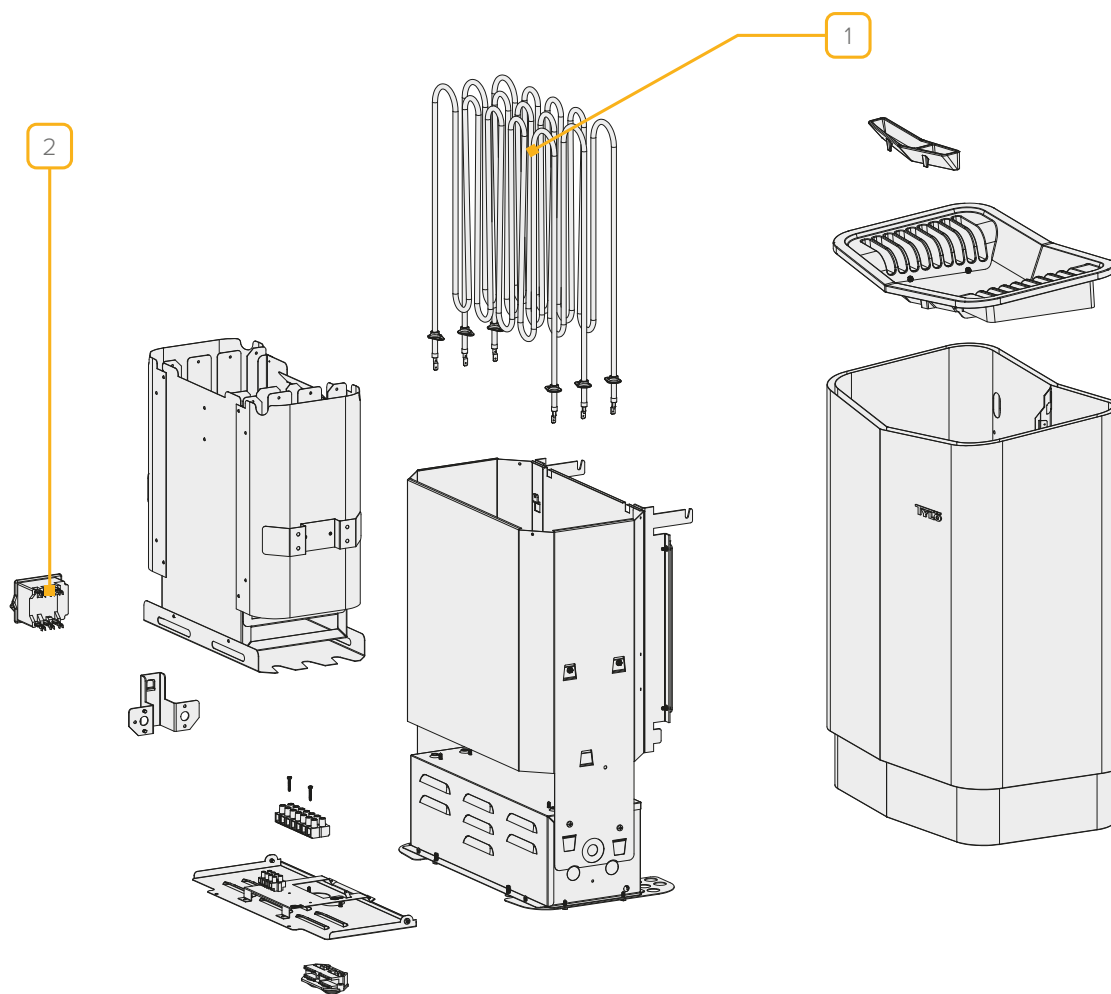
TYLÖ SAUNA HEATER



SE (PRE 2012) / SK (PRE 2012) / S

N°	GC CODE	REF	DESCRIPTION
N/A	8096000091		Printed circuit card (SE only)
1	7996000000		Temp limit control – 2 pole 40 amp (2 required)
2	7996000162		Element – 6.6 kW, 2200 W (3 required)
2	7996000164		Element – 8 kW, 2670 W (3 required)

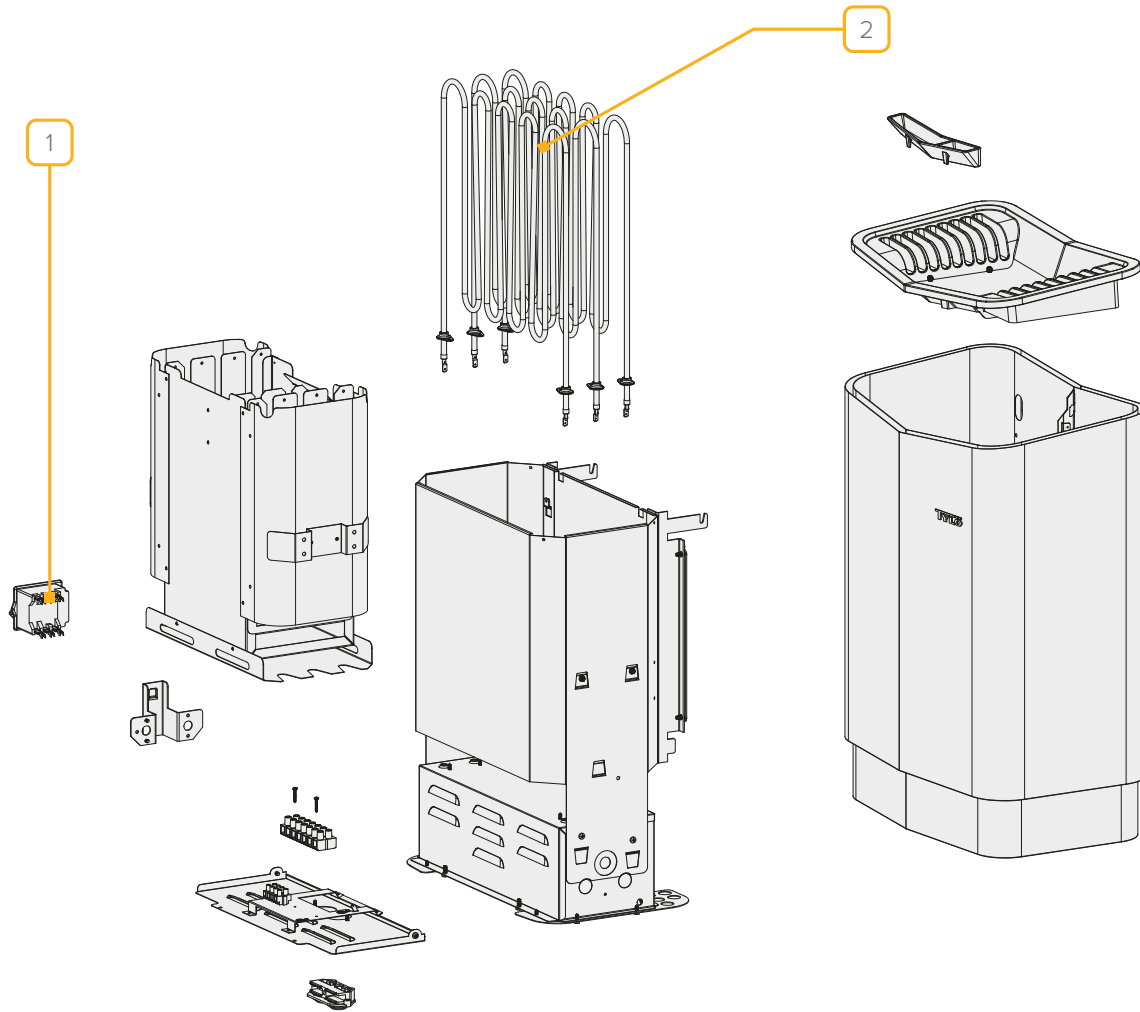
TYLÖ SAUNA HEATER



SENSE SK (2012 - 2016)

N°	GC CODE	REF	DESCRIPTION
N/A	7996000006		Temp limit - 3 pole (Pre Apr 2018)
1	7996000177		Element - 8 kW, 2670 W (3 required, Pre Sept 2014)
1	7996000178		Element - 6.6 kW, 2200 W (3 required, Pre Sept 2014)
1	7996000242		Element - 8 kW (From Oct 14 onwards)
1	7996000243		Element - 6 kW (From Oct 14 onwards)
2	7996000258		Thermostat - 3 pole

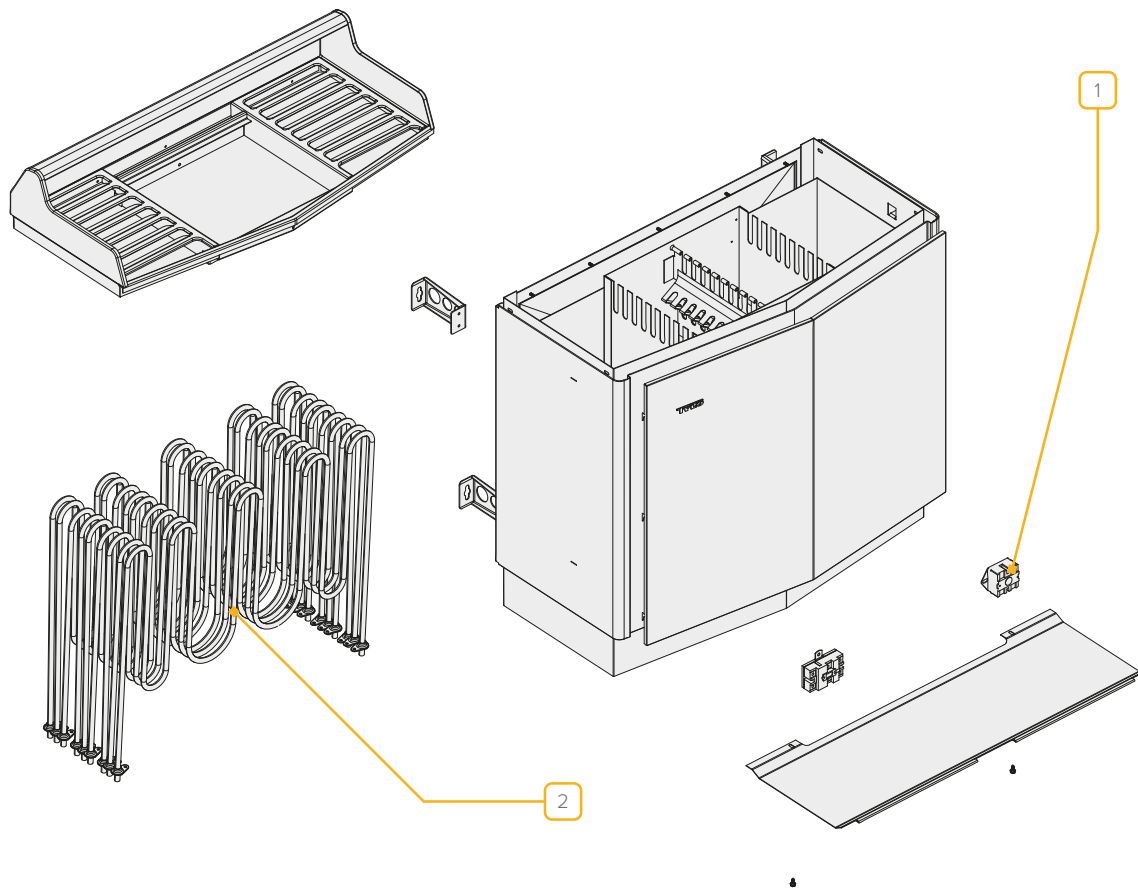
TYLÖ SAUNA HEATER



SENSE COMMERCIAL 6 - 8

N°	GC CODE	REF	DESCRIPTION
1	7996000006		Temp limit - 3 pole (Pre May 2018)
1	7996000007		Temp limit - 3 pole (May 2018 onwards)
2	7996000242		Element - 8 kW (3 required)
2	7996000243		Element - 6 kW (3 required)

TYLÖ SAUNA HEATER



SENSE COMMERCIAL 10 - 20 / SD / SDK / SENSE SDK

N°	GC CODE	REF	DESCRIPTION
1	7996000000		Temp limit - 2 pole (2 required)
2	7996000165		Element 10 - 16 kW (6 or 9 required)
3	7996000166		Element - 20 kW (9 required)

TYLÖ CONTROL PANEL

TS30 - 012

N°	GC CODE	REF	DESCRIPTION
	7996000013		Timer - 6 pole (12 hour)
	7996000022		Thermostat - 4 pole cap tube 1.87m
	7996000023		Thermostat - 4 pole cap tube 5m
	7996000111		Timer knob - 2313
	7990908049		Sensor protection
	8096000122		Bulb bracket - 6B

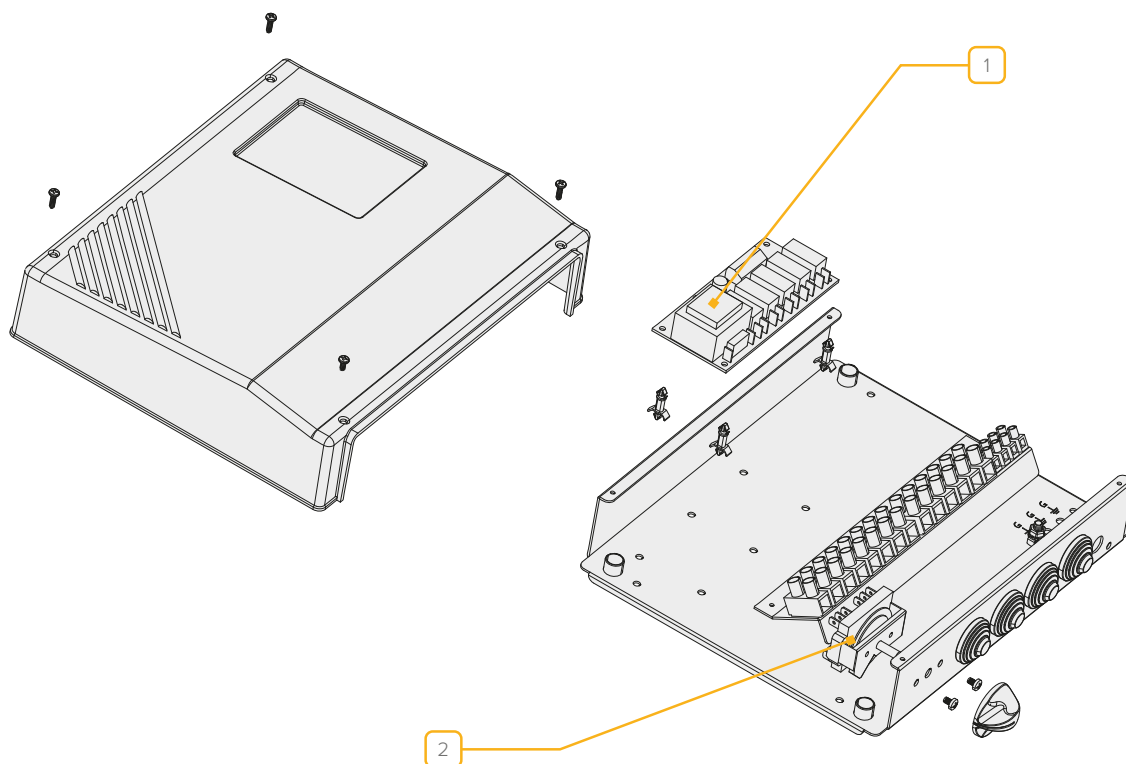
CC / H1

N°	GC CODE	REF	DESCRIPTION
	8096000071		Thermistor

TS30 - 012

N°	GC CODE	REF	DESCRIPTION
	8096000219		Thermistor
	8096000074		Elite humidity sensor
	8096100000		Extension cable for Elite / Pure (per metre)

TYLÖ RELAY BOX



RB 30 RELAY BOX

N°	GC CODE	REF	DESCRIPTION
1	8096000091		Printed circuit card
2	8396000040		On/off switch

RB COMMERCIAL

N°	GC CODE	REF	DESCRIPTION
1	7996000068		Circuit card
	8396000069		Circuit card (add-on)
2	8396000273		Power switch

RB COMMERCIAL LITE

N°	GC CODE	REF	DESCRIPTION
1	7996000068		Circuit card
2	8396000273		Power switch

TYLÖ SAUNA DOORS AND ACCESSORIES

SAUNA DOORS

N°	GC CODE	REF	DESCRIPTION
N/A	7825000310		DW1/DW2 door magnetic lock
N/A	7890031060		DGL/DGB glass door hinge kit
N/A	7896000527		Door seal DGM 5.2m
N/A	7896000528		Door seal DGB 5.2m
N/A	7896000529		DGL door magnetic strips 2.4m
N/A	7896000523		DGM/DGB Aspen door handle kit
N/A	7896000974		DGL/Harmony Aspen door handle kit

ACCESSORY

N°	GC CODE	REF	DESCRIPTION
N/A	8096000071		Thermistor

TYLÖ INFRA CABIN

N°	GC CODE	REF	DESCRIPTION
	7896000676		6mm hinge for glass front with rubber shim
	7896000777		Gasket for glass door
	7896000804		Main control box
	7896000860		Low voltage box LV-4 PCA (Installed in ceiling)
	7896000862		Bluetooth box PCA (Installed in ceiling)
	7896000864		Control kit IR2 with WiFi connection
	7896000866		RGB led strips
	7896000868		Temperature sensor
	7896000870		Door handle inner/outer
	7896000872		Door magnetic lock and tray
	7896000874		Heating element 150W 30x90cm (Pos 1)
	7896000876		Heating element 100W-A IR 30x90cm (Pos 2)
	7896000878		Heating element 100W-B IR 30x90cm (Pos 3)
	7896000880		Heating element 110W IR 30x59cm (Pos 4)
	7896000882		Heating element 60W IR 30x40cm (Pos 5)

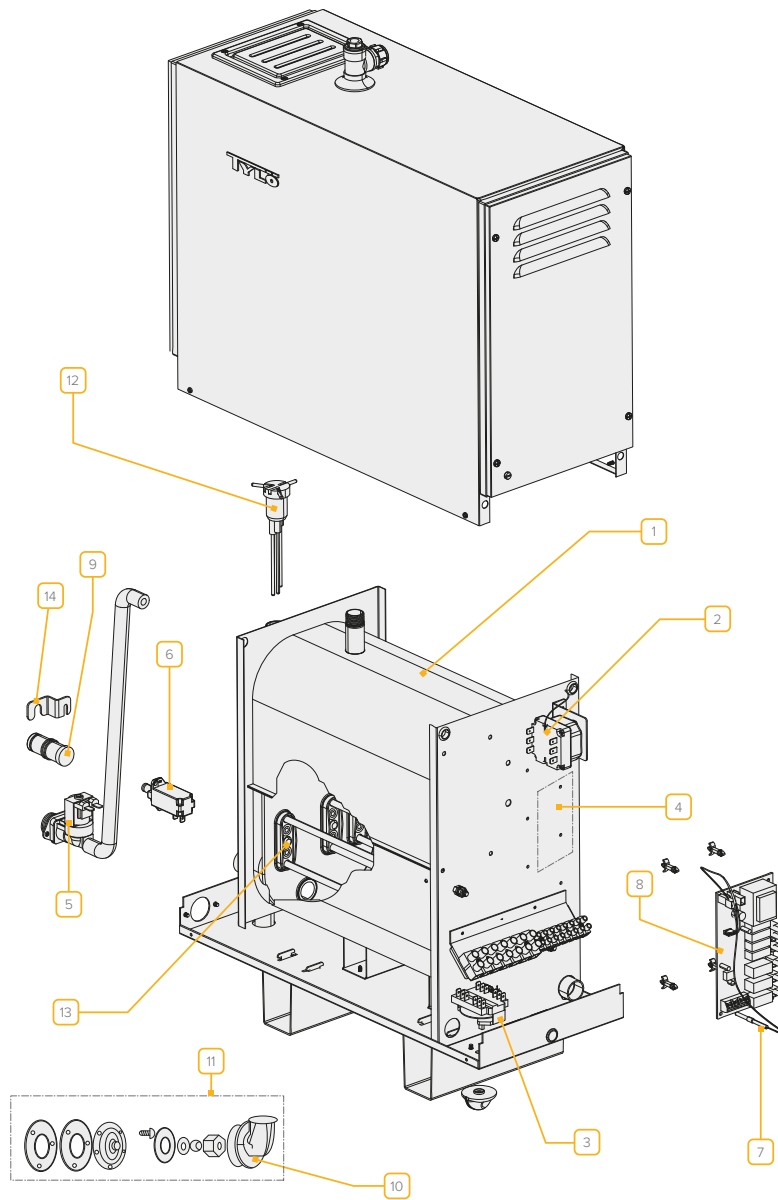
	T-810	T-820	T-825	T-870
Left Wall	Pos. 1	Pos. 1	Pos. 1	Pos. 2
	Pos. 1	Pos. 1	Pos. 1	
	Pos. 5	Pos. 5	Pos. 5	
Back Wall	Pos. 1	Pos. 1	Pos. 1	Pos. 1
	Pos. 1	Pos. 1	Pos. 1	Pos. 1
		Pos. 1	Pos. 1	Pos. 1
			Pos. 1	
Right Wall	Pos. 1	Pos. 1	Pos. 1	Pos. 2
	Pos. 1	Pos. 1	Pos. 1	Pos. 2
	Pos. 5	Pos. 5	Pos. 5	
Bench Skirt	Pos. 4	Pos. 3	Pos. 4	Pos. 4
			Pos. 4	Pos. 4

17

STEAM



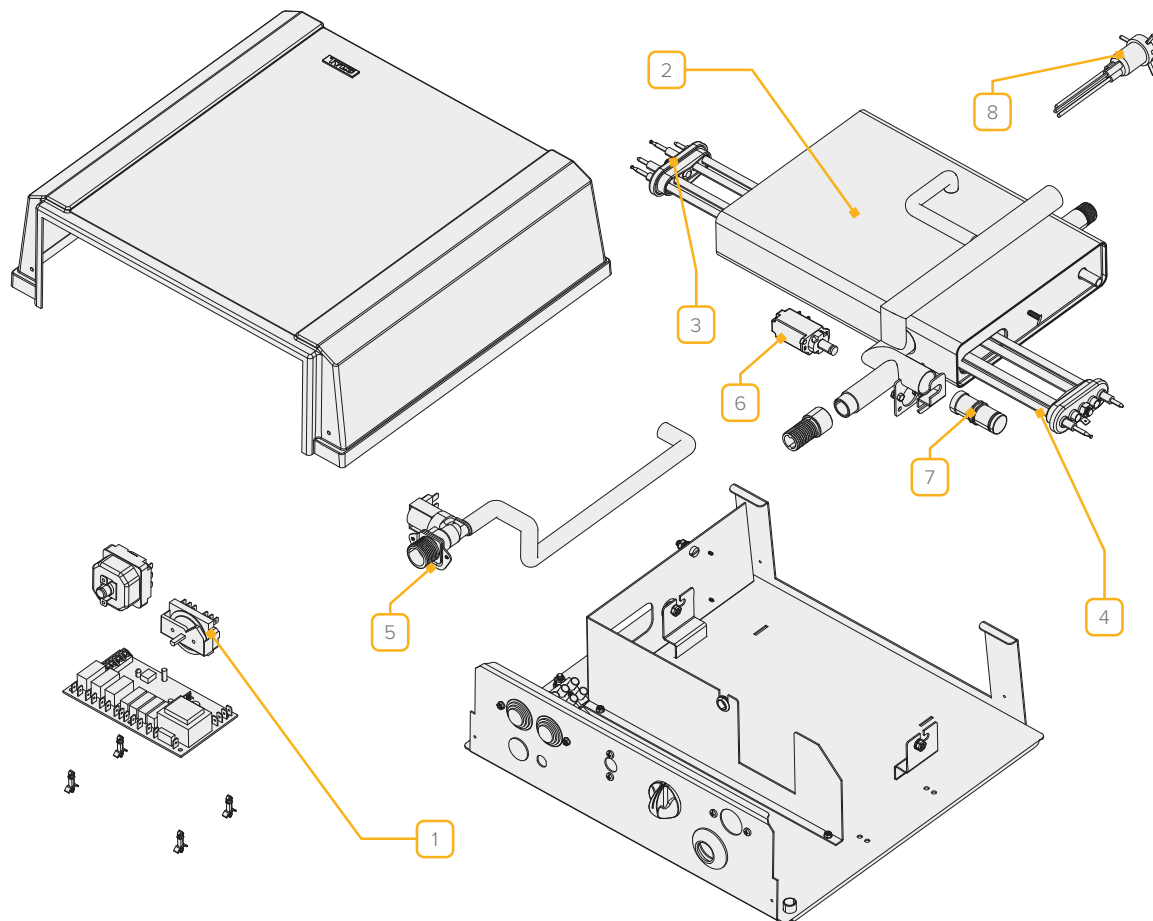
TYLÖ STEAM GENERATOR



VA

N°	GC CODE	REF	DESCRIPTION
1, 6, 9, 12, 13	8347000188		12 & 24 VA sealed tank assembly complete
1, 6, 9, 12, 13	8396000187		6 VA sealed tank assembly complete
1, 6, 9, 12, 13	8396000189		9, 18 & 27 VA sealed tank assembly complete
2	8396000003		Temp limit control 120 - 10 °C - 3 pole (May 2018 onwards)
3	8396000040		On/off switch - 6 pole
4	8396000042		Contacteur - 3 pole (K209 A10)
5	8396000053		Inlet solenoid valve
6	8396000060		Activator for outlet valve (post 2002)
7	8396000073		PCB temp sensor
8	8396000088		Circuit card (post June 1996)
9	8396000123		Plunger for outlet valve (post 2002)
10	8296000130		Jet nozzle
1	8396000131		Outlet mounting kit complete with jet nozzle
12	8396000180		Level probe (long)
13	8396000232		12 VA tank element (3 required)
	8396000233		6 VA tank element (3 required)
	8396000234		9 VA tank element (3 required)
	8396000139		Drain joining plate

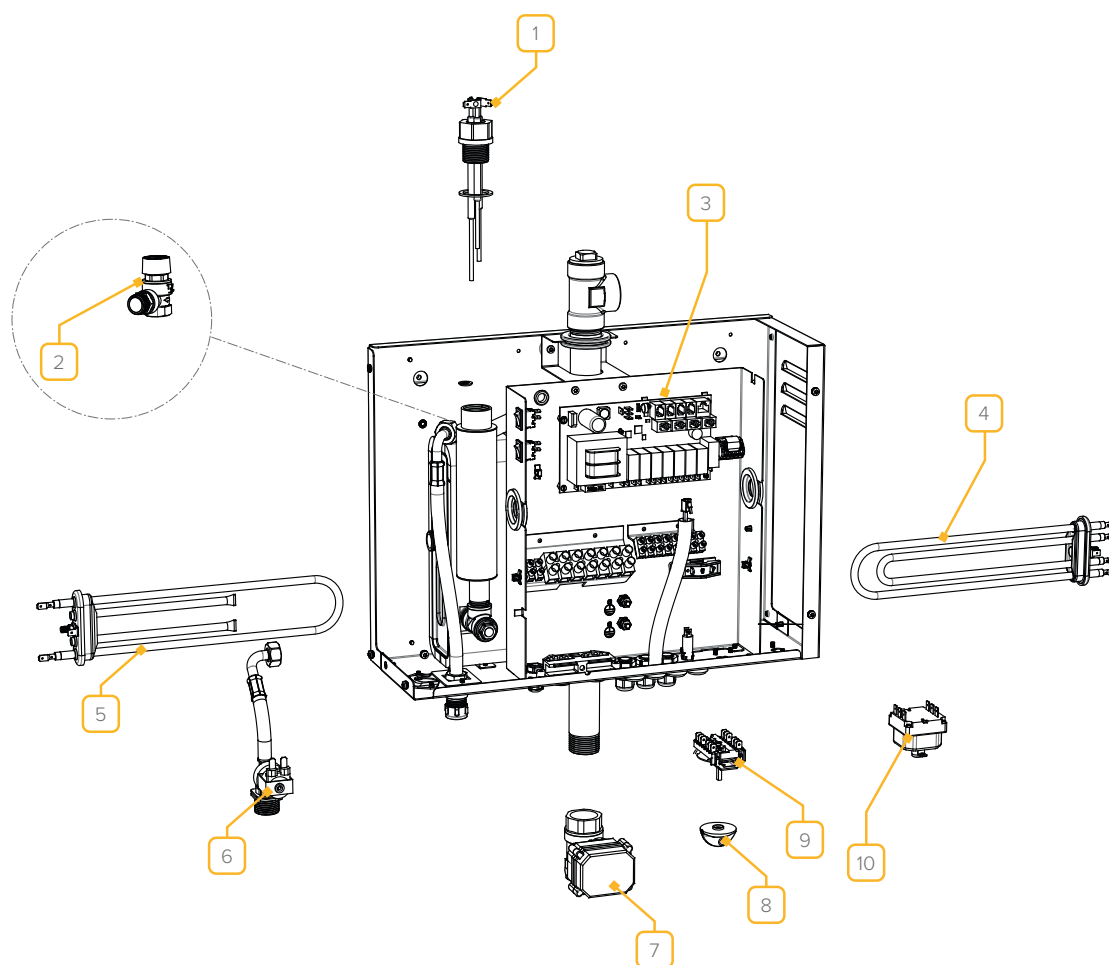
TYLÖ STEAM GENERATOR



VB

N°	GC CODE	REF	DESCRIPTION
1	8396000040		On/off switch
N/A	8396000073		PCB temp sensor
N/A	8396000088		Circuit card
2, 3 6 7 12	8396000186		Sealed tank assembly complete
3	8396000224		Element - 2/4/6kW (2 required)
4	8396000220		Element with sensor tube (1 required)
5	8396000056		Inlet solenoid valve
6	8396000060		Thermo activator
7	8396000123		Plunger outlet valve
8	8396000180		Level probe

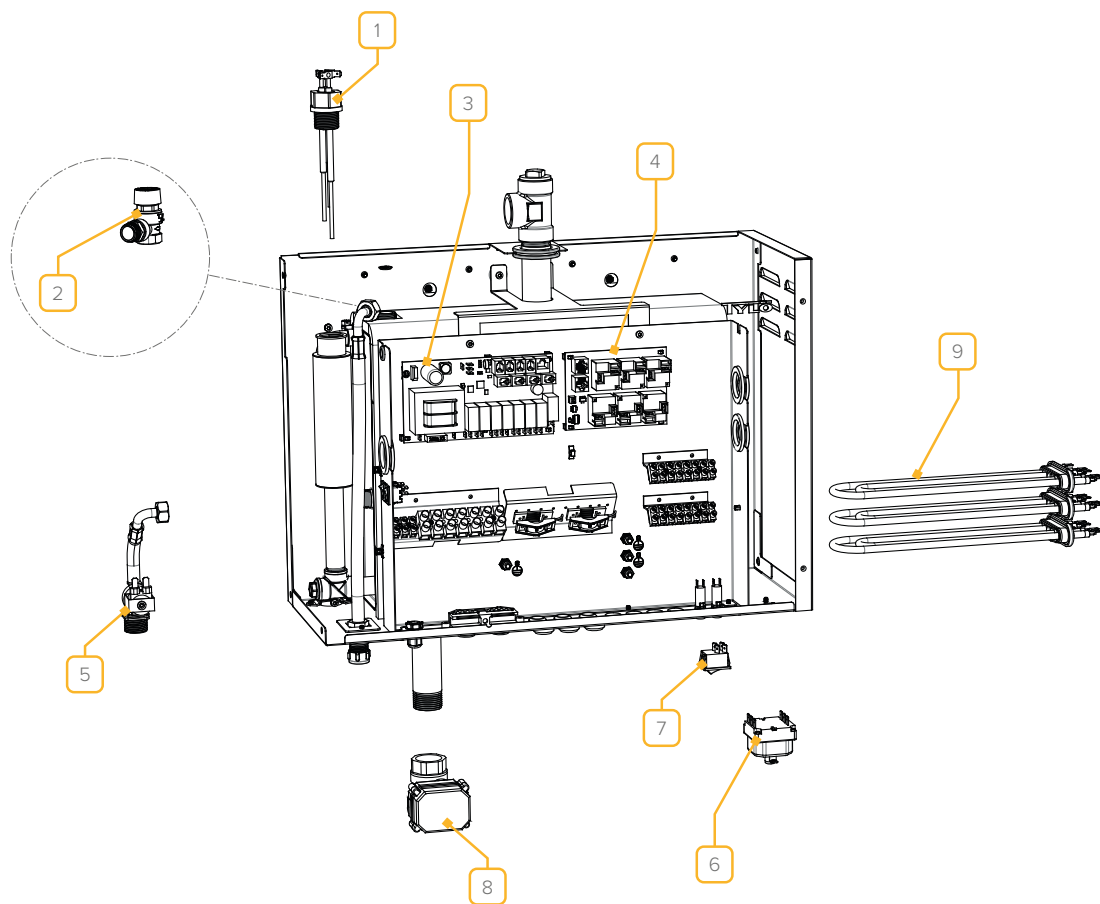
TYLÖ STEAM GENERATOR



STEAM HOME

N°	GC CODE	REF	DESCRIPTION
1	8396000280		Level probe
2	8396000279		Safety valve
3	7996000068		Circuit card
4	8396000226		Twin element 2 x 17.5OHM
5	8396000284		Single element 17.5OHM
6	8396000195		Inlet solenoid
7	8396000281		Motorised outlet valve
8	8396000110		Power knob
9	8396000040		Main power switch - 6 pole
10	8396000003		Temp limit control 120 - 10 °C- 3 pole
N/A	8393981424		PCB temp sensor
N/A	8396000129		Steam outlet essential

TYLÖ STEAM GENERATOR



STEAM COMMERCIAL

N°	GC CODE	REF	DESCRIPTION
1	8396000152		Level probe
2	8396000279		Safety valve
3	7996000068		Circuit card
4	8396000069		Circuit card (add-on)
5	8396000195		Inlet solenoid valve
6	8396000003		Temp limit control 120 - 10 °C- 3 pole
7	8396000273		Power switch
8	8396000281		Motorised outlet valve
9	8396000234		Twin element 2 x 35OHM for 9kW generator
9	8396000232		Twin element 2 x 26OHM for 12kW generator
9	8396000228		Twin element 2 x 21.1OHM for 15kW generator
N/A	8393981424		PCB temp sensor

TYLÖ CONTROL PANEL / STEAM ROOM DOORS ACCESSORIES

CONTROL PANEL CC / H1

N°	GC CODE	REF	DESCRIPTION
N/A	8096000071		Thermistor
N/A	8096000102		Front cover - CC50

CONTROL PANEL PURE / ELITE

N°	GC CODE	REF	DESCRIPTION
N/A	8096000219		Thermistor
N/A	8096100000		Extension cable per metre

TYLO / HELO DOORS

N°	GC CODE	REF	DESCRIPTION
N/A	7890031060		Glass door hinge kit (each)
N/A	8224000234		Long magnetic rubber door strip for door frame - 1945 mm
N/A	8224000236		Short magnetic rubber door strip for door frame - 694 mm
N/A	8296000140		Long magnetic metal strip for glass door edge - 1741 mm
N/A	8296000141		Short magnetic metal strip for glass door edge - 685 mm
N/A	8296000150		60G drip strip
N/A	8296000148		50G & 60G door handle kit
N/A	8296000972		Panacea door handle kit

TYLO HELO ACCESSORIES

N°	GC CODE	REF	DESCRIPTION
N/A	8596000210		Steam fresh replacement wick
N/A	8296000125		Ceiling vent kit - 140 mm

A modern shower stall with a rainfall showerhead and dark marble walls. The shower is illuminated by a warm, golden light from a recessed strip along the top edge of the wall. The showerhead is a large, square, recessed panel with many small nozzles. The water is falling in a dense, vertical curtain. The walls are made of dark, veined marble. The floor is a light-colored, polished stone. The overall atmosphere is luxurious and relaxing.

18

WELLNESS

WDT EXPERIENCE SHOWERS

N°	GC CODE	REF	DESCRIPTION	QTY
8194879050	18741		<i>Push Button with Ring Illumination, Blue</i>	
8194879051	19076		<i>Insulation Displacement Termination for Push Buttons</i>	
8194879052	13710		<i>Pressure Guard</i>	
8194879053	14680		<i>Solenoid Valve</i>	
8194879054	18546		<i>Diaphragm Complete Set For Solenoid Valve MS 1/2</i>	

WDT SOLDOS V3 BASIC WET SALT SYSTEM



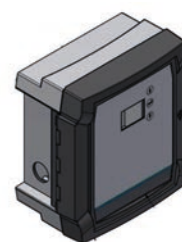
1



2



3



4



5



6



7



8



9



10



11



12



13



14

CONTROL SPARES

N°	GC CODE	REF	DESCRIPTION
1	8194871143	24949	Fuse set (2x small fuse 8.3x8 -1A T-)
2	8194871144	23012	Fuse set (2x small fuse 8.3x8 -4A T-)
3	8194871015	27553	Display HMI inc. circuit board
4	8194871013	27890	Housing BCD 160
5	8194871146	28244	Control board CB36 coded
6	8194873114	21468	Mains switch

DOSING DEVICE

N°	GC CODE	REF	DESCRIPTION
7	8194871014	24269	Diaphragm pump NF1.25 224 V
8	8194871030	24547	Nozzle, stainless steel NF1.25
9	8194871031	17437	Canister connection with hose coupling
10	8194871032	24542	Canister connection, plug with PTFE hose 88cm
11	8194871046	24545	Brine nebulising nozzle complete with cover & wall feed-through
12	8194871047	11003	Union nut 6mm PP 1/4"
13	8194871034	19873	Disinfection set (nozzle adapter, 3m PVC tube, maturing bottle 200ml)
	8194871016	24538	Pressure sensor C08
	8194871017	25922	Adapter for pressure sensor d50 - 1/4" brine
14	8194871011	30764	Shut-off valve (pressure retention)
	8194873054	10432	Dosing pipe PTFE 4x1mm (ID)

WDT SOLFOG V3 DRY FOG SYSTEM



1



2



3



4



5



6



7



8



9



10



11

PERISTALTIC PUMP SPARES

N°	GC CODE	REF	DESCRIPTION
1	8194678010	14259	Protective cover for housing SA, transparent
2	8194678011	13633	Lock washer for roller carrier SA, blue
3	3016060411	13260	Hose bracket with hose SA-3.2x1.6 Ph
	2194680744	13413	Hose kit A 3.2x1.6-Ph-Sa; 2x
	7194679122	13039	Roller carrier for peristaltic pump, blue
4	3016050087	13557	Fragrance pump gear motor SA 24 VDC

CONTROL UNIT

N°	GC CODE	REF	DESCRIPTION
5	8194871143	24949	Fuse set (2x small fuse 8.3x8 -1A T-)
6	8194871144	23012	Fuse set (2x small fuse 8.3x8 -4A T-)
7	8194871153	29606	WDT SOLFOG V3 Control board CB36 with plug-VK
8	8194873061	29574	Display HMI, including circuit board


FOG LIGHTING SPARES

N°	GC CODE	REF	DESCRIPTION
9	8194871148	28628	Lighting rod with cable
10	8194871149	28629	Complete kit for lighting
11	8194871150	28204	Bracket PVC D 40 for fog maker lighting

DUFTDOS AROMA SYSTEM AK1-NT35-R FOR INFRA ROOMS



1



2



3



4

N°	GC CODE	REF	DESCRIPTION
1	8194873059	27074	Fuse bag 2x500 mA Tr round 8.3 x 8
2	8194873060	29573	Control board NT35-R; fully loaded
3	8194873061	29574	Control board, HMI 1 board complete-VK
4	8194873062	19011	Button plate 1x with piezo push button
4	8194873063	19012	Button plate 2x with piezo push button
	8194873064	16154	Filter star 60x8 fragrance AK complete
	8194873065	19434	Fragrance cartridge & filter star

DUFTDOS AROMA SYSTEM 0-T FOR STEAM ROOMS



1



2



3



4



5



6



7



8



9

N°	GC CODE	REF	DESCRIPTION
1	8194678010	14259	Protective cover for housing SA, transparent
2	8194678011	13633	Lock washer for roller carrier SA, blue
3	8194678012	13358	Hose holder with hose SA-3.2 viton
4	8194678013	14140	Housing SA, blue
5	8194678014	14166	Sealing disk, felt, SA
6	8194678015	12709	Sealing disk, EPDM SA
	8194678016	18769	Geared motor SA
7	8194678017	17067	Installation screws, set
	8194873050	12596	Dosing set complete
	8194873051	15108	Dosing valve VA, complete, 3/8" - 4x1mm
	8194873052	10421	Sealing ring 10x2x2mm
	8194873053	10410	Hose connection 4x1mm
	8194873054	10432	Dosing pipe PTFE 4x1mm (ID)
	8194873055	13892	Console with round jar with wide neck, 1.5 Litres
	8194873056	14391	Console for canister, 10 litres
8	8194873057	12782	Hose set SA 3.2 x 1.6-viton - 2x
9	8194873058	12609	Roller carrier for hose pump, yellow

WDT SAUNA PLUS 8 BASIC AROMA SYSTEM



1



2



3



4



5



6



7



8



9



10



11



12



13



14



15

FRAGRANCE PUMP SPARES

N°	GC CODE	REF	DESCRIPTION
1	8194678010	14259	Protective cover for housing SA, transparent
2	8194678011	13633	Lock washer for roller carrier SA, blue
3	8194678012	13358	Hose holder with hose SA-3.2 viton
4	8194873057	12782	Hose set SA 3.2 x 1.6-viton - 2x
5	8194873058	12609	Roller carrier for hose pump, yellow
6	8194678013	14140	Housing SA, blue
7	8194678014	14166	Sealing disk, felt, SA
8	8194678015	12709	Sealing disk, EPDM SA
9	8194678017	17067	Installation screws, set
10	3016050087	13557	Gear motor SA 24 VDC

WATER SUPPLY PART

N°	GC CODE	REF	DESCRIPTION
	8194873100	18895	Ball valve ms 1/2"
	8194873101	11479	Inclined angle filter ms 1/2"
	8194873102	19877	Pipe aerator 1/ 2" with RV
	8194873103	27471	Magnetic with insert, cap nut & sealing ring
11	8194873104	13082	Solenoid valve plug with LED & cable
12	8194873105	12064	Suction hose PE 4x1 - 1 m
	8194873106	11335-1	Pressure switch 1/2"
	8194873107	11337	Protective cap for pressure switch ms 1/2"
	8194873108	16865	Dosing pipe
13	8194873109	25959	Dosing valve angled shape for fragrance 3/8" VA sauna
	8194873110	15211	Oven shower head
	8194873111	15214	Wall bushing

WDT SAUNA PLUS 8 BASIC AROMA SYSTEM (CONT)

CONTROL UNIT SPARES

N°	GC CODE	REF	DESCRIPTION
14	8194873112	25976	Fuse bag 2x2 A, 8.3x8
	8194873113	25979-1	Control housing complete
	8194873114	22905	Mains switch
15	8194873020	23625	Fuse set (2 x small fuse 8.3x8 -315mA T-)
	8194871040	26930	Controller SSD IO-board, including screws & earthing strap
	8194871041	26931	Controller SSD touch display 3.2"

WDT LIGHTING

N°	GC CODE	REF	DESCRIPTION
	8194860007	21190	Extension Cable 7m
	8194860015	23126	Extension Cable 15m

TERMS & CONDITIONS



TERMS & CONDITIONS

1. Terms and Conditions of Business

1.1 Are reproduced below, and shall apply to all products and services supplied by Golden Coast Limited, whether priced in the current price list or otherwise.

2. Definitions

Except where the context otherwise requires, the following expressions shall have the meaning shown against them:

"Company" Golden Coast Limited.

"Conditions" these Terms and Conditions of Business.

"Contract" an agreement between the Company and the Customer for the supply of Goods or Services.

"Customer" the purchaser of the Goods or Services.

"Deliver" includes "procure to be delivered" and "delivery" shall be construed accordingly.

"Goods" any Goods, equipment or other thing supplied (including where appropriate any part or component thereof) by the Company to the Customer.

"Services" any service provided by the Company at the Customer's request.

"Prices" all prices are suggested retail and are quoted ex-works, and will be subject to delivery and VAT.

"Writing" includes any communication effected by letter, electronic mail or other comparable means of communication.

3. Application

3.1 Any supply of Goods or Service by the Company shall be subject to these Conditions.

3.2 No term or condition of the Customer's standard terms of trading contained or referred to in the Customer's order, acceptance or otherwise shall form part of any Contract and no such term or condition shall modify or amend these Conditions or any Contract.

3.3 No change to any Contract or any change to or waiver of these Conditions shall have any legal effect, unless agreed to in writing by a Director of the Company, provided the Company may amend these Conditions by notice in writing with regard to Contracts entered into after such notice.

3.4 The headings in these Conditions are for convenience only and shall not affect its interpretation.

4. Orders, Quotations and Cancellation of Contract

4.1 The Customer's order for Goods shall be made or confirmed by the Customer in writing but a Contract shall not be made until an order is accepted by the Company. The Company may communicate its acceptance to the Customer either in writing or by despatching (or procuring the despatch of) the Goods.

4.2 (a) Any offer by the Company to sell Goods to the Customer shall be made in a written quotation. Any quotation made by the Company is given on condition a Contract shall not be formed until the Company has received the Customer's written acceptance thereof.

(b) The Company may amend or withdraw a quotation at any time before it has received the Customer's written acceptance.

4.3 The Customer may not return any Goods supplied in accordance with the Contract after the Contract has been made. The Company may, at its absolute discretion and following the Customer's prior written request, agree to the cancellation of an order and/or to the return of any Goods and it shall be a condition of the Company exercising its discretion which:

(a) The Goods to be returned form part of the Company's normal stock holding.

(b) The Customer shall pay the Company a sum equal to the greater of 20% of the price of the Goods or £20 for each item comprising the Goods.

(c) Any Goods returned are in their original condition.

(d) The Customer shall, in addition, be liable for the costs of delivery or re-delivery.

5. Prices

5.1 Unless otherwise agreed in writing, all prices are ex-warehouse and exclude the cost of delivery.

5.2 Except where any quotation by the Company provides the price for Goods shall be fixed for a given period, the price for Goods shall be prevailing when they are despatched.

5.3 The Company reserves the right to make additional charges when there is any delay in being supplied with delivery instructions or if prior to delivery the Company incurs any additional costs.

5.4 Unless otherwise stated in writing the price for Goods is exclusive of VAT and all other taxes, fees, dues, duties or other assessments or charges.

6. Delivery and Risk

6.1 Unless otherwise agreed, delivery of the Goods shall be at the Customer's premises.

6.2 Time of delivery shall not be of the essence of any Contract. The Customer shall allow a reasonable time for the Company to deliver Goods and the Company will use its reasonable endeavours to meet any stated delivery dates but accepts no liability whatsoever for any failure to do so.

6.3 If the Customer fails to take delivery of any Goods in accordance with a Contract then the Company, at its option shall:

(a) Arrange for storage at the Customer's risk and cost (including the costs of transportation).

(b) At any time after the due date for delivery, terminate the Contract in accordance with clause 13.1.

6.4 Where delivery is made by instalments if the Company fails to make delivery or makes defective delivery of any instalment, then such failure or defective delivery shall not affect the obligations of the Company and of the Customer as to the remaining instalments.

6.5 Except where risk in Goods would pass earlier in accordance with clause 6.3 or 6.6, risk in the Goods shall pass from the Company to the Customer upon delivery.

6.6 Where the Company is unable to deliver Goods in accordance with the Contract for any reason other than the Company's default, the Company may either in its own name or as agent for the Customer, arrange for storage of the Goods.

The Company shall be considered to have fulfilled the Contract immediately upon delivery being made to the place of storage and risk and all charges for storage and ultimate delivery shall be borne by the Customer.

7. Claims

7.1 Prior to signing for a delivery the customer shall inspect the goods.

7.2 Goods must only be signed for once it is confirmed that all items are present and in an undamaged condition.

7.3 Once signed for, claims cannot be entered into.

8. Retention of Title

8.1 Notwithstanding delivery and the passing of risk, the Company shall remain the sole legal and beneficial owner of goods which it supplies to the Customer pursuant to any contract until:

(a) The Customer has paid for those goods in full, and also

(b) The Customer has paid in full for all other goods supplied to the Customer by the Company, but not yet paid for in accordance with the Company payment terms.

8.2 Notwithstanding any purported appropriation to the contrary, the Company shall be entitled to appropriate any payment or payments for goods made by the Customer to the Company to such goods and accounts as it shall deem fit.

8.3 The Customer shall insure all the Company's goods to their full value against all risks and shall procure that a note of the Company's interest therein is endorsed on the certificate of insurance. The Customer shall indemnify the Company in respect of the loss or destruction of the Company's goods or damage to them, and shall hold any insurance monies paid in respect of them in trust for the Company and account for such monies forthwith to the Company.

8.4 The Customer shall hold all the Company's goods in a fiduciary capacity on behalf of the Company, shall keep them separate from goods which are its own property or the property of any third party; and shall store and label them in a manner which enables them readily to be identified as the property of the Company.

8.5 In the event that the Customer is supplied goods by a third party which are identical to Goods supplied hereunder then the Customer shall be obliged to sell the goods supplied by such third parties before selling any identical goods supplied hereunder.

8.6 In order to identify and recover goods the Company or its representative are entitled to assume unless the contrary is shown to their satisfaction that the Customer has acted in accordance with the provisions of clause 8.5.

8.7 The Customer shall return all the Company's goods to the Company immediately on the Company's request.

The Customer's rights of possession over the Company's goods may be revoked at any time by notice from the Company, and shall cease automatically and forthwith on the occurrence of any circumstance which would entitle an administrator or administrative receiver to take possession of any of the Customer's assets or would entitle any person to present a petition which may be incurred by the Company by reason of any wrongful act of the Customer in or in connection with any such sale.

8.8 The Customer shall upon notice in writing from the Company, fully and effectively assign to the Company all rights which it may have against any customer or customers of the Customer in relation to a sale or sales of the Company's goods.

Such an assignment shall be deemed to take place automatically and forthwith on the occurrence of any circumstance which would entitle an administrator or administrative receiver to take possession of any of the Customer's assets or entitle any person to present a petition for winding-up or the bankruptcy of the Customer.

9. Guarantee and Limitation of Liability

- 9.1 All products offered for sale by Golden Coast Limited are in their opinion, suitable for the purpose and are covered by the original manufacturer's guarantee, which is fully supported by Golden Coast Limited and does not limit your statutory rights in law.
- 9.2 The Goods are guaranteed against defects in workmanship and materials for one year from the date of delivery.
The Company shall, at its discretion, repair or replace free of charge any Goods which in its opinion, are faulty.
- 9.3 The guarantee in clause 9.1 is made subject to the following Conditions:
- (a) The Goods must not have been neglected, modified or otherwise improperly used in any manner whatsoever.
 - (b) The Goods must be installed by suitably qualified personnel in accordance with the Company's or manufacturer's installation instructions.
 - (c) The Goods must have been properly maintained and serviced by suitably qualified personnel as recommended by the Company or manufacturer and only parts produced by the manufacturer of the Goods have been fitted to the Goods.
 - (d) The guarantee does not apply to pipework or to equipment not supplied by the Company.
 - (e) Any equipment, part or component repaired or replaced under this guarantee will be covered for the balance period of the original guarantee.
 - (f) Any defect shall be notified to the Company in writing as soon as possible after it becomes apparent and in any event, within the guarantee period; and
 - (g) The Goods must have been paid for in full.
- 9.4 The guarantee may be transferred to a subsequent purchaser with the prior written agreement of the Company.
- 9.5 The guarantee does not cover any costs incidental to the replacement or repair of the Goods, including without limitation the cost to the Customer of returning Goods to the Company, the delivery to the Customer and installation of replacement Goods, or in relation to any pipework.
- 9.6 Except as provided in these Conditions all warranties, Conditions (except as to the Company's title to sell Goods) and statements, express or implied, statutory or otherwise or contained in any literature concerning the Goods, are excluded.
- 9.7 Except as provided in this clause 9 the Company shall not be liable for any loss or damage whatsoever, whether in Contract, (including negligence) or otherwise and including, without limitation, loss or damage caused by or arising out of any failure or any defect in the Goods, or for any loss or damage caused by or arising out of the use of the Goods.
- 9.8 The Company shall not in any event be liable or responsible for any indirect, incidental or consequential loss or damage including loss of use, revenue, goodwill, or profit, however caused.
- 9.9 The limitations and exclusions contained in clauses 9.7 and 9.8 shall apply to:
- (a) Death and/or personal injury caused by negligence and/or
 - (b) Damage caused by any defect in the Goods (and "damage" and "defect" shall have the same meaning as in the Consumer Protection Act 1987).

10. Accounts

- 10.1 Account terms are available subject to status.
- 10.2 Re-presentation of cheques will be charged at £20 per presentation.

11. Account Payment

- 11.1 Unless otherwise agreed in writing by the Company, all invoices shall be paid in full at the end of the month following the month of invoice. All sums not paid by the due date will become liable for interest charged at 8% above the Bank of England base rate until paid in full.
- 11.2 Timely payment shall be of the essence of the Contract and in the event of any failure or delay by the Customer to pay for Goods, the Company shall have the rights set out in clause 13.
- 11.3 Payment for Goods is immediately due and payable upon commencement of any event referred to in clause 13.
- 11.4 The Company shall have a right of set off and the Customer hereby authorises the Company to apply any money owed by it to the Customer against any monies which may be due from the Customer to the Company.

12. Force Majeure

Except with respect to the payment of money, neither party shall be liable for failure to perform its obligations under these Conditions if such failure results from circumstances beyond such parties reasonable control.

13. Termination

- 13.1 If any payment or instalment falls due and is not paid in full within 7 days, the Company may without prejudice to any other rights, suspend performance of any of its obligations under these Conditions or terminate the Contract and/or any other Contract for sale of Goods by notice in writing with immediate effect.
- 13.2 If the Customer becomes insolvent or enters into liquidation, whether compulsory or voluntary (other than for the purposes of amalgamation or reconstruction) or compounds with its creditors generally or has a receiver, administrator, administrative receiver or liquidator appointed over all or any of its assets, or suffers execution or distress or takes or suffers any similar action in consequence of debt or becomes unable to pay its debts as they fall due or fails to perform any obligation required to be performed by it hereunder for a period of 30 days after receipt of notice from the Company of such failure the Company may, without prejudice to any of its rights, terminate the Contract forthwith by notice to the Customer.

14. Assignment

No Contract shall be assigned or transferred in whole or in part by the Customer directly or indirectly without prior written consent of the Company.

15. Trademarks and Trade Names

- 15.1 Nothing in these Conditions shall be deemed to confer any right upon the Customer to apply any trademark, trade names, colour schemes or design rights owned by the Company or the Company's manufacturers or suppliers.
- 15.2 The only trademarks or trade names which may be displayed in advertising Goods supplied hereunder shall be those expressly authorised by the Company or its manufacturers or suppliers and the Customer shall comply with the Company's express instructions relating to the context, scale and manner of use of such trademarks or trade names in all such advertising.
- 15.3 The trademarks, trade names, colour schemes or design rights of the Company or its manufacturers or suppliers shall not, without the Company's prior written consent be used on or in relation to any Goods supplied hereunder which the Customer in any way adds to repacks, or otherwise alters and the Customer shall remove or permanently obliterate any such trademarks, trade names, colour schemes or designs of the Company or its manufacturers or suppliers from any Goods so added to, repacked or otherwise altered.

16. Severability

If any part of these Conditions or any other term or condition of this Contract is judged by any competent court to be invalid or unenforceable, the remaining part or parts shall continue in full force and effect.

17. Forbearance

Any neglect, forbearance or indulgence on the part of the Company, relating to rights under these Conditions shall in no way be deemed a waiver, implied or otherwise, of such rights.

18. Notices

Notice will be in writing and will, for all purposes, be deemed to have been fully given and received when actually received and will be sent by registered or recorded delivery mail, postage prepaid (unless otherwise provided), properly addressed to the parties at their registered office or at such other address for either party as may be specified by such party for such purpose.

19. Privacy Policy

The privacy and security of your personal information is of paramount importance to us. To see our full privacy policy please go to: <https://goldenc.com/privacy-policy/>

20. Governing Law and Jurisdiction

The construction, validity and performance of these Conditions and any Contract shall be governed by and construed in accordance with English law and any dispute arising out of or in connection therewith shall be subject to the exclusive jurisdiction of the English courts.

NOTES

I N N O V A T I O N C U S T O M E R S E R V I C E U N P A R A L L E L E D S U P P O R T

**Find the other ways
that we can help your
business grow.**

At Golden Coast we look to do more than just provide the right product at the right price. We aim to build relationships between ourselves and our customers; relationships that benefit both parties and see both businesses grow.

**1000's of product lines
in stock available for
prompt delivery.**

We consistently carry over 6,000 stock line items to a value of over £3 million. The range and quality of the products and brands that we carry have made Golden Coast a distributor of choice for the wet leisure industry.

**UK's largest family run
distributor of wet leisure
products to the trade.**

As the UK's largest family run distributor of wet leisure products to the trade, we pride ourselves on sourcing innovative products, offering superior customer service and sharing our in-depth knowledge of the industry.

Phone: +44 (0) 1274 378 100 | Email: swimmer@goldenc.com | Web: www.goldenc.com

 **GOLDEN COAST**
Pollet Pool Group

Registered in England and Wales 2420044 VAT Reg. No 540 4110 02

©2026 Golden Coast Ltd

45
Years
of Innovation

